


Workshop Faculty



Stephen Barnes is a Professor in the Departments of Pharmacology & Toxicology and Biochemistry & Molecular Genetics at UAB. He has been the Director of the UAB Comprehensive Cancer Center Mass Spectrometry Shared Facility since 1993. He is also the Associate Director of the Purdue-UAB

Botanicals Center for Age-related Diseases. He received his Ph.D. from Imperial College, University of London in 1972.

He carries out research on the role of polyphenol-containing foods and supplements on chronic disease. He also studies the molecular mechanisms of the two enzymes that catalyze the formation of bile acid amino acid conjugates. These areas of research are supported by his experience in the use of mass spectrometry.




Helen Kim is a Research Associate Professor in the Department of Pharmacology & Toxicology at UAB. She has been Director of the 2D-Proteomics Laboratory since 1999. She received her Ph.D. in Biophysics from the University of Virginia in 1983.

Dr. Kim is a protein biochemist studying the health benefits and mechanisms of action of the polyphenols enriched in various botanicals in target tissues, particularly the brain. Ongoing experiments utilize proteomics technology to identify differential protein expression in rodent brain following dietary supplementation with grape seed extract and other botanicals (including soy) enriched in anti-oxidant activity.



Jeevan Prasain is a Research Instructor in the Department of Pharmacology & Toxicology at UAB. He received his Ph.D. in Chemistry at Toyama Medical and Pharmaceutical University in Japan in 1998.

He utilizes mass spectrometry methods to study uptake and metabolism of polyphenols from foods and dietary supplements in animals and cell cultures.




Chao-Chen "Sam" Wang is a Postdoctoral Fellow in the Purdue-UAB Botanical Center for Age-Related Disease at UAB. He received his Ph.D. in Chemistry from UAB in 2000.

He carries out research on the nanoscale analysis of polyphenols and peptides and proteins in the tissue interstitial space exploiting nanoscale mass spectrometry techniques.



Marion Kirk is a Senior Research Associate in the UAB Comprehensive Cancer Center Mass Spectrometry Shared Facility. He obtained a B.S. in Chemistry from the University of Alabama in 1966.

He has had over 30 years of experience in the use of mass spectrometry. He joined the Shared Facility in 1993.



Ray Moore is a Research Assistant in the UAB Comprehensive Cancer Center Mass Spectrometry Shared Facility. He obtained a B.S. in Natural Science from the University of Alabama at Birmingham in 1989, and a M.A. in Secondary Science Education in 1991.

He has had over 4 years of experience in the use of mass spectrometry for the analysis of small molecules by LC-MS and LC-MS-MS. He joined the Shared Facility in 2002.



Landon Wilson is a Research Assistant in the UAB Comprehensive Cancer Center Mass Spectrometry Shared Facility. He obtained a B.S. degree in Biochemistry from Auburn University in 2000.

He has had two years experience in the use of mass spectrometry for quantitative analysis (by LC-MS) and tryptic peptide fingerprinting (by MALDI-TOF-MS).



Kenneth Jones is a Research Assistant in the Purdue-UAB Botanicals Center. He completed a Bachelor's Degree in Biology and a Master's Degree in Pharmaceutical Sciences from the University of Mississippi, School of Pharmacy.

His expertise is in the quantitative analysis of phytoestrogens by HPLC and LC-MS.



Heath McCorkle is a Research Assistant in the Department of Pharmacology and Toxicology. He received Bachelor's Degrees in Biology and Chemistry from Emory University in 2001.

Heath joined the Proteomics Laboratory in the Spring of 2002. He has responsibility for the two-dimensional electrophoresis, as well as sample preparation, and processing of the 2D gels for image analysis.



Kiran Varma Sarikonda received a M.B.B.S. in Medicine from NTR University of Health Sciences (Vijaywada, India) in 2000. He is currently finishing a Master's in Health Informatics at UAB.

Kiran has expertise in 2D gel image analysis, using PDQuest software (BioRad). He has been associated with the Proteomics Laboratory since 2001.