

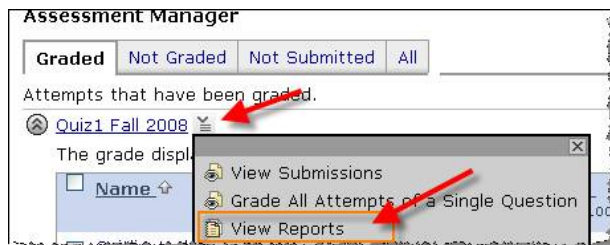


**VIEWING EXAM STATISTICS  
IN  
BLACKBOARD VISTA**

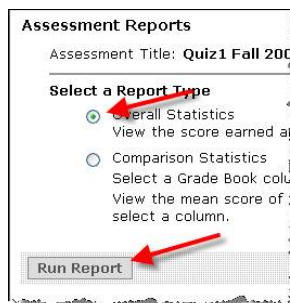


## INSTRUCTIONS

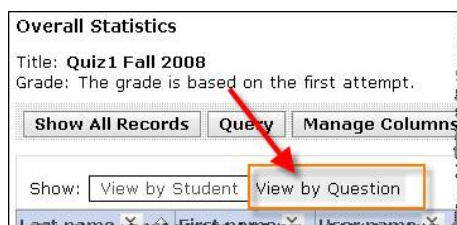
1. From the “Teach Tab”, click on the “Assessments Tool” (Left Menu)
2. Click on the Assessment Title you wish to view stats for
3. Click on View Submissions
4. Click the drop-down menu as indicated in the image below, then select View Reports



5. Next, Select “Overall Statistics”, and then click Run Report.



6. Next, click on the “View by Questions” tab



7. For detailed Question-by-Question view, select the “Printable Statistics View” from this page.

