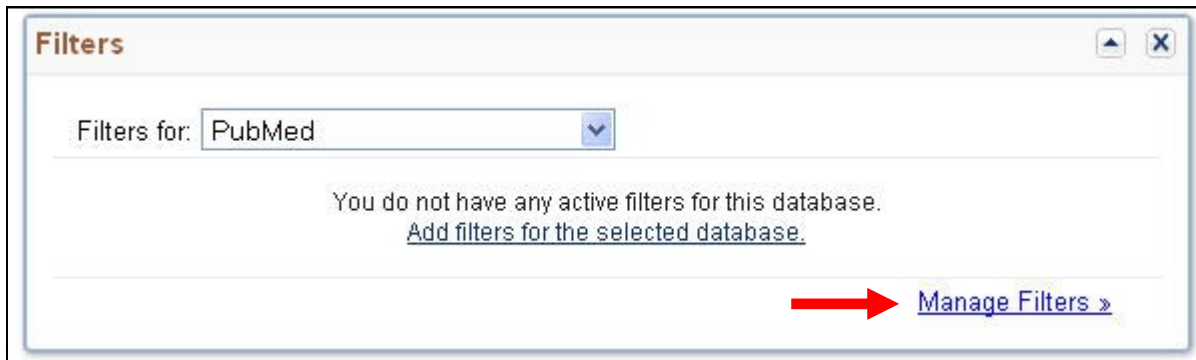


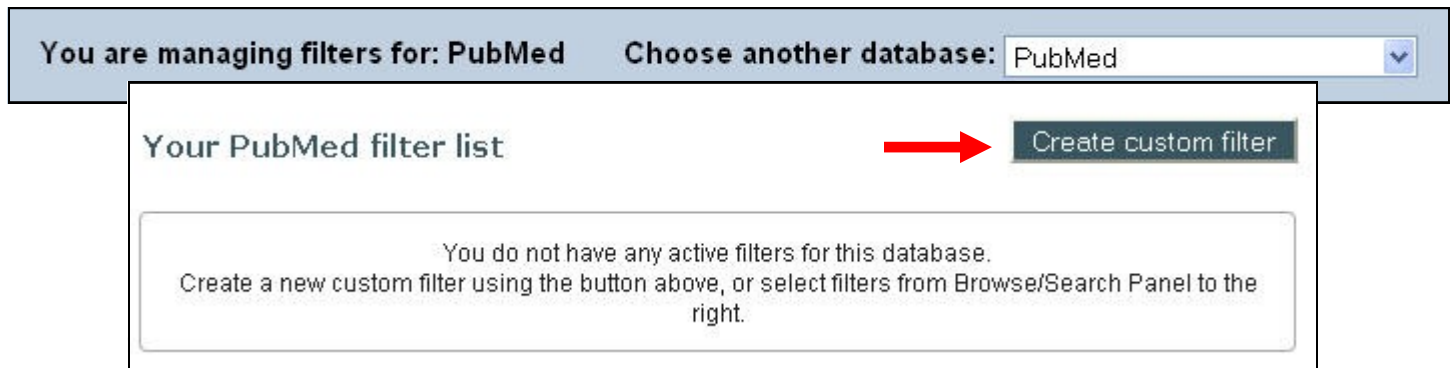
## Creating a "Full-text at UAB" Filter in PubMed

Log in to your MyNCBI account in PubMed to create a filter that will limit search results to those available at UAB in print or online.

1. Go to PubMed from the library's website and log in to MyNCBI in the upper right corner
2. Click on Manage Filters in the Filters box on the bottom right:



3. Make sure that PubMed is selected in the drop down menu at the top and then click Create custom filter:



4. Enter the information exactly as it appears below and click Save Filter:

The screenshot shows the "Add Custom Filter in PubMed" dialog box. It has a "Name:" field with the text "Full-text at UAB" and a "Search:" field with the text "loprovuablib[filter] or free full text[sb]". Below the search field is a "Run Filter" button. At the bottom, there is a "Results:" label and a text input field containing "Run filter for number of results.". A red arrow points to a green "Save Filter" button at the bottom center.

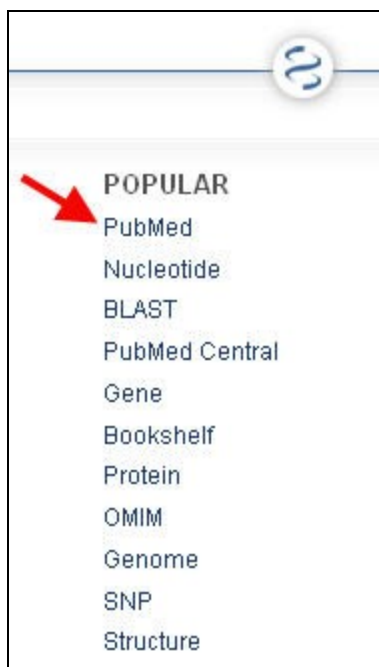
5. You should see the following:



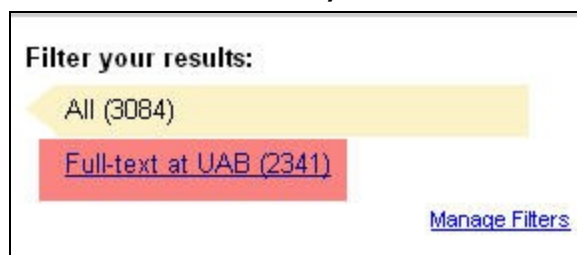
Make sure the box is checked beside Full-text at UAB.

6. Test to see if the Full-text at UAB filter is working:

- Click on PubMed under Popular in the middle at the bottom of the page



- Do a search in PubMed and look for the Full-text at UAB filter on the right side under "Filter your results:"



**Questions? Ask a Librarian at  
[www.uab.edu/lister/ask](http://www.uab.edu/lister/ask) or 205-934-2230**