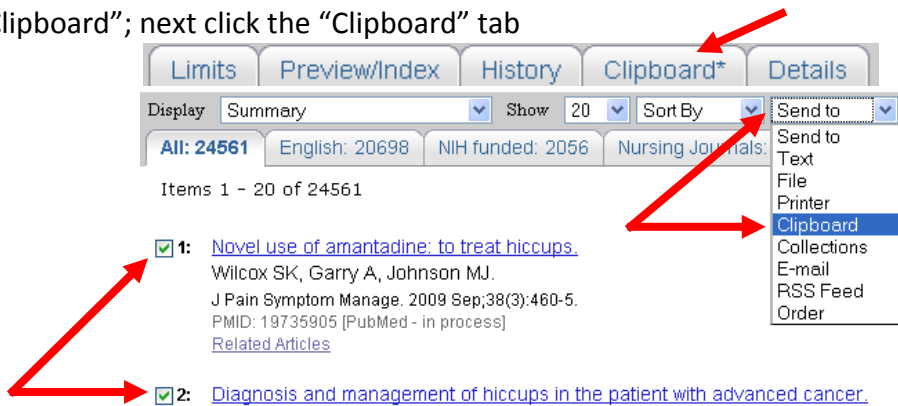


Endnote Web Express Learning Session

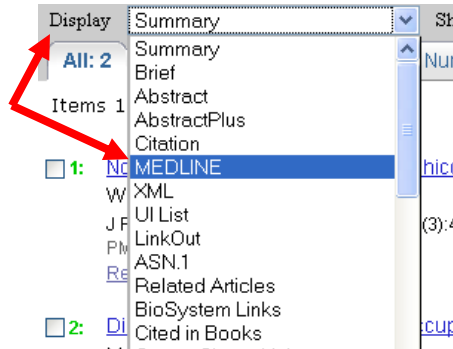


Exercise 4: Moving citations from PubMed to Endnote Web

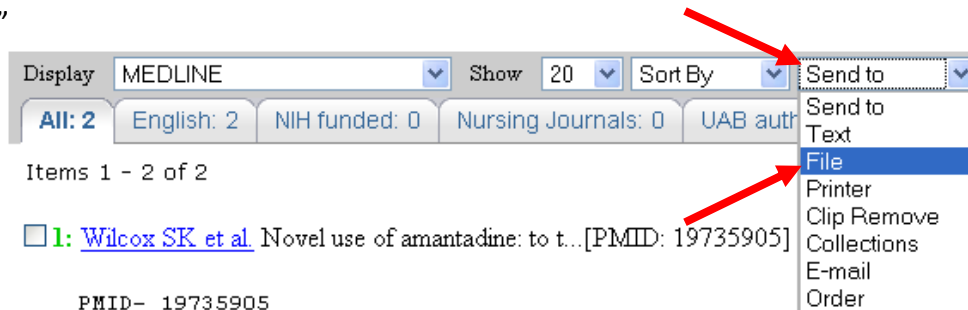
1. Go to PubMed (www.uab.edu/lister→Quick Links→PubMed) and run a search
2. Check the boxes next to a couple of results and in the “Send to” drop down menu select “Clipboard”; next click the “Clipboard” tab



3. In Clipboard, from the “Display” drop down menu select “MEDLINE”



4. To save the citations to your computer, from the “Send to” drop down menu select “File”

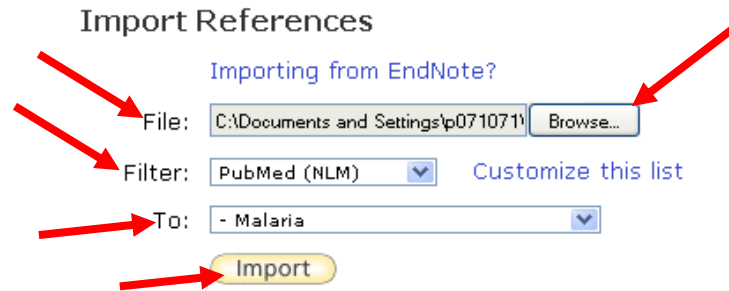


In the resulting popup window select “Save File” and click “OK”

5. In ENW, click the select the “Collect” tab and “Import References”



6. Use the “Browse” button to place the file containing your PubMed citations into the “File” field; from the “Filter” drop down menu select “PubMed (NLM)”; in the “To” drop down menu select where in ENW you want the citations to go; click “Import”



If all went well you will get a note (*see below*) indicating that the citations were successfully transferred

Import References

1 references were imported into "Malaria" group.