



Transport Containers

TB01


Container	Packing Instructions	Image
<p>A TB01 container should:</p> <ul style="list-style-type: none"> <input type="checkbox"/> Hold 30 gallons, <input type="checkbox"/> Be 4.0 Cu Ft in size, <input type="checkbox"/> Be hinged with a lockable lid, <input type="checkbox"/> Constructed of polyethylene, <input type="checkbox"/> Have seamless, leak-proof base, and <input type="checkbox"/> Not exceed a limit of 64 pounds gross weight (weight including the container and waste). 	<p>To properly pack a TB01 container:</p> <ul style="list-style-type: none"> <input type="checkbox"/> Place the medical waste in ASTM-D bags. <input type="checkbox"/> Secure using a US DOT approved knot. <input type="checkbox"/> Place it in a transport container. <input type="checkbox"/> Close the lockable lid. <input type="checkbox"/> Label “Incinerate Only” if applicable. <input type="checkbox"/> Place in the pickup location. 	
<p>Users must supply ASTM-D red bags for the container. Waste in this type of container is destined for Stericycle’s autoclave unless it is labeled “Incineration Only”. Flip-top lids and dollies are available through Stericycle.</p>		

TB02


Container	Packing Instructions	Image
<p>A TB02 container should:</p> <ul style="list-style-type: none"> <input type="checkbox"/> Hold 130 gallons, <input type="checkbox"/> Be 17.4 Cu Ft in size, <input type="checkbox"/> Constructed of polyethylene, <input type="checkbox"/> Have a hinged, lockable lid, <input type="checkbox"/> Have a seamless, leak-proof base, and <input type="checkbox"/> Not exceed a limit of 250 pounds gross weight (weight including container and waste.) 	<p>To properly pack a TB02 container:</p> <ul style="list-style-type: none"> <input type="checkbox"/> Place the medical waste in ASTM-D bags. <input type="checkbox"/> Secure using the US DOT approved knot. <input type="checkbox"/> Place in the transport container. <input type="checkbox"/> Close lockable lid when the container is at capacity. <input type="checkbox"/> Label “Incinerate Only” if applicable. <input type="checkbox"/> Place in the pickup location. 	
<p>A TB02 container is used for large animal waste destined for Stericycle’s incinerator. Users must supply ASTM-D red bags for the container. Waste in this type of container is destined for Stericycle’s autoclave unless it is labeled “Incineration Only.”</p>		

Transport Containers

US43

Container	Packing Instructions	Image
<p>A US43 container should:</p> <ul style="list-style-type: none"> <input type="checkbox"/> Hold 31 gallons <input type="checkbox"/> Be 18" x 18" x 22" in size <input type="checkbox"/> Be 4.3 Cu Ft in size <input type="checkbox"/> Be constructed of sturdy fiberboard <input type="checkbox"/> Have a 64 pound limit. 	<p>To properly pack a US43 container:</p> <ul style="list-style-type: none"> <input type="checkbox"/> Tape all the bottom seams of the US43 container securely using packing tape. <input type="checkbox"/> Place the medical waste in ASTM-D bags. <input type="checkbox"/> Tie the bag or liner in a US DOT approved knot. <input type="checkbox"/> Place the bag or liner in the approved transport container. <input type="checkbox"/> Tape the lid when the box is at capacity, <input type="checkbox"/> Label "Incinerate Only" if applicable. <input type="checkbox"/> Place the container in the pickup location. 	
Users must supply ASTM-D red bags for the container. Waste in this type of container is destined for Stericycle's autoclave unless it is labeled "Incineration Only."		

BX05

Container	Packing Instructions	Image
<p>A BX05 container should:</p> <ul style="list-style-type: none"> <input type="checkbox"/> Hold 15 gallons, <input type="checkbox"/> Be 12" x 12" x 22" in size, <input type="checkbox"/> Be 2.0 Cu Ft in size, and <input type="checkbox"/> Be constructed of sturdy fiberboard. 	<p>To properly pack a BX05 container:</p> <ul style="list-style-type: none"> <input type="checkbox"/> Securely tape the bottom seams of BX05 container. <input type="checkbox"/> Place the medical waste in ASTM-D bags. <input type="checkbox"/> Tie the bag or liner in a US DOT approved knot or tape down. <input type="checkbox"/> Place the medical waste in an approved transport container. <input type="checkbox"/> Tape the lid when the transport container is at capacity. <input type="checkbox"/> Label "Incinerate Only" if applicable. <input type="checkbox"/> Place the container in a pickup location. 	
Users must supply ASTM-D red bags for the container. Waste in this type of container is destined for Stericycle's autoclave unless it is labeled "Incineration Only."		