



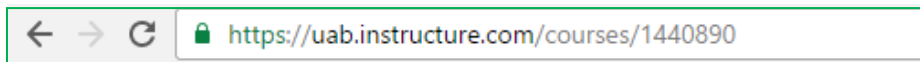
## Tuesday Tip

### The Canvas Trick You NEED to Know

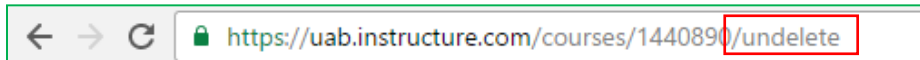
You just deleted something from your course that you did not mean to delete. Panic has ensued, but now what?

Fear not. The damage may not be irreparable. Did you know that Canvas has an “undelete” function? Yeah, we just discovered it ourselves. And it’s so simple to use.

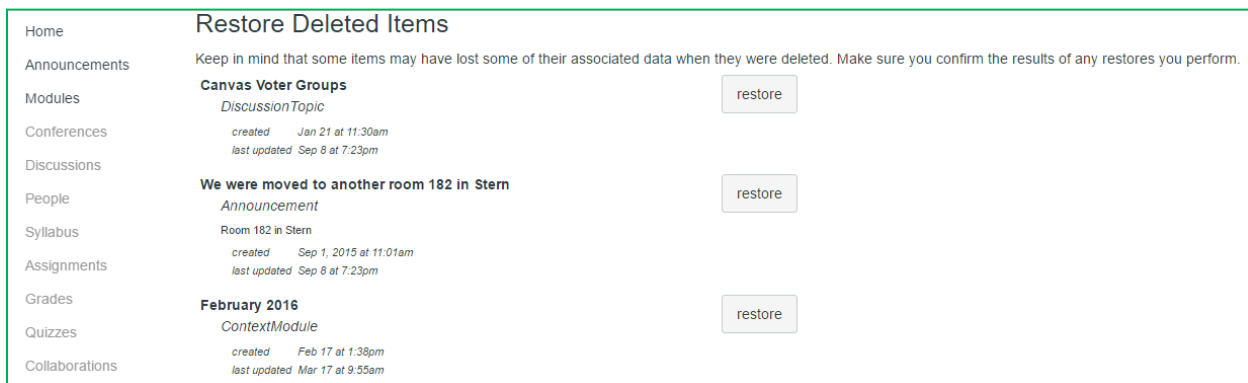
First, go to the course. In the address bar, place your cursor behind the course number.



Add a “/” and the word “undelete”. Hit Enter.



A list of deleted items will appear. Choose the item you want to restore. Now breath...



Important notes about this feature:

- If you cannot find the deleted item, contact Canvas Help.
- It’s not fool-proof and not guaranteed to work 100% of the time (at least that’s the info we’re finding on Canvas forums).
- Only the last 25 items that have been deleted with be available.