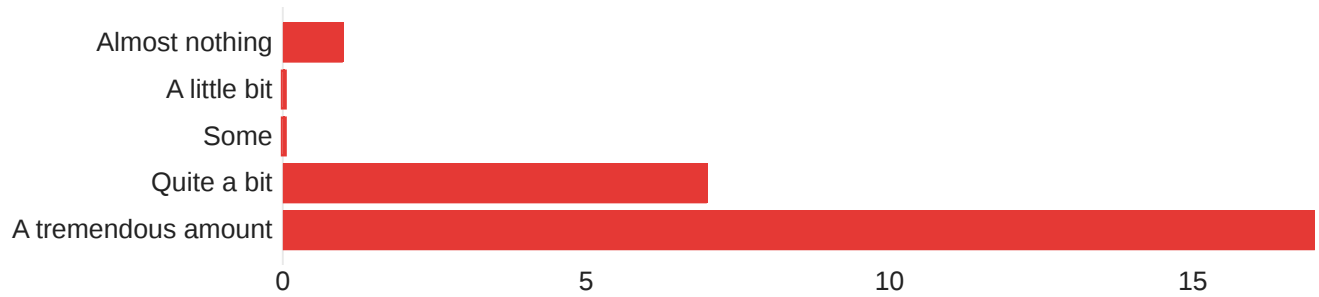


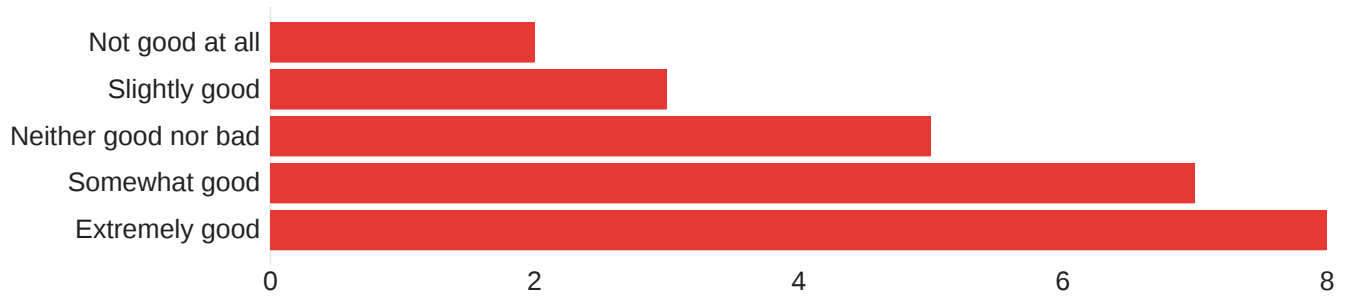
PE-Q1 - How much does this teacher know about the topic of his/her class?



Field	Min	Max	Mean	Standard Deviation	Variance	Responses
How much does this teacher know about the topic of his/her class?	1	5	5	1	1	25

Field	Choice Count
Almost nothing	1
A little bit	0
Some	0
Quite a bit	7
A tremendous amount	17
Total	25

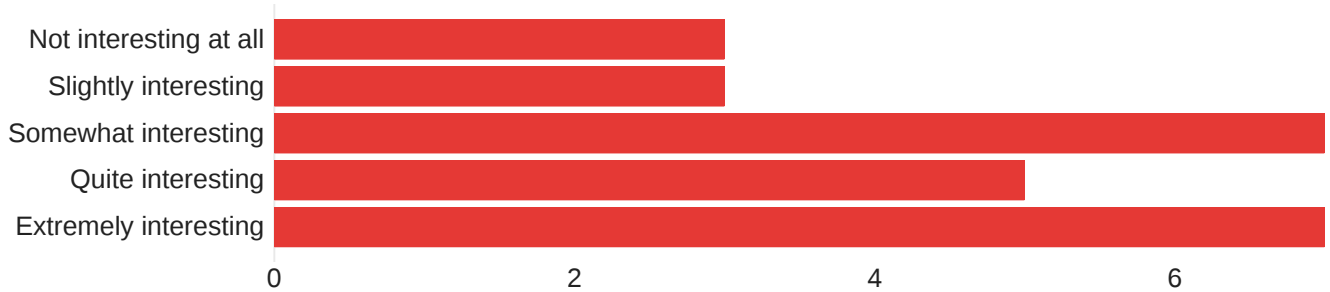
## PE-Q2 - During class, how good is this teacher at making sure students do not get out of control?



Field	Min	Max	Mean	Standard Deviation	Variance	Responses
During class, how good is this teacher at making sure students do not get out of control?	1	5	4	1	2	25

Field	Choice Count
Not good at all	2
Slightly good	3
Neither good nor bad	5
Somewhat good	7
Extremely good	8
Total	25

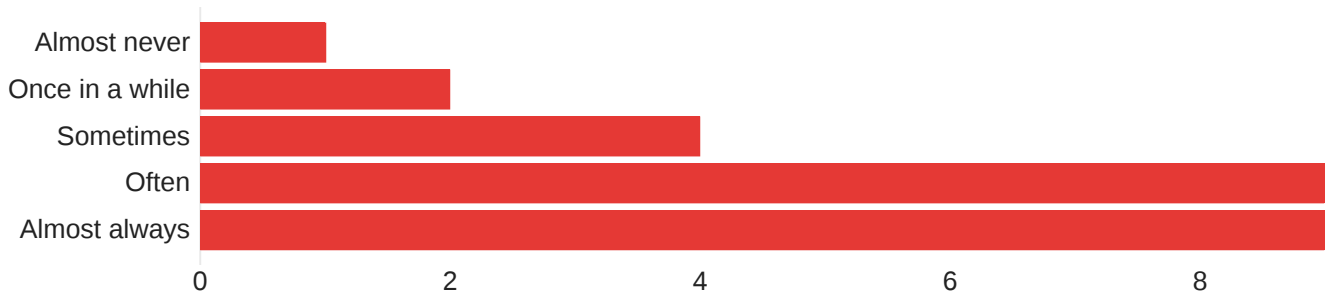
### PE-Q3 - How interesting does this teacher make what you are learning in class?



Field	Min	Max	Mean	Standard Deviation	Variance	Responses
How interesting does this teacher make what you are learning in class?	1	5	3	1	2	25

Field	Choice Count
Not interesting at all	3
Slightly interesting	3
Somewhat interesting	7
Quite interesting	5
Extremely interesting	7
Total	25

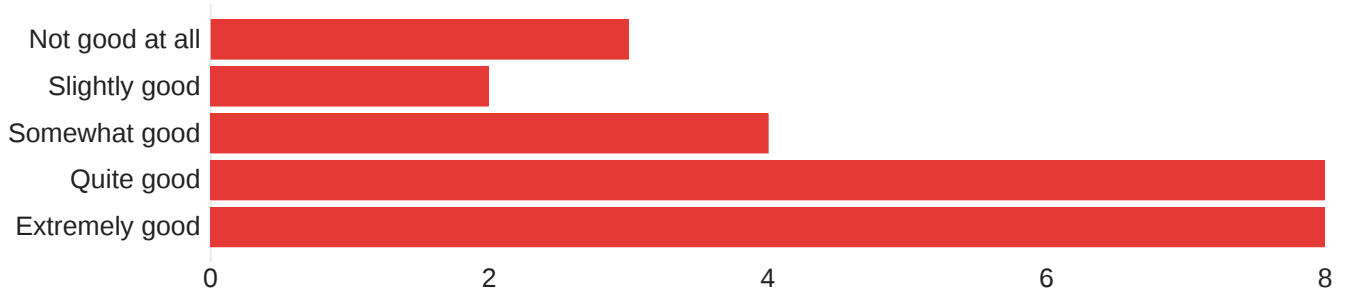
# PE-Q4 - How often does this teacher give you feedback that helps you learn?



Field	Min	Max	Mean	Standard Deviation	Variance	Responses
How often does this teacher give you feedback that helps you learn?	1	5	4	1	1	25

Field	Choice Count
Almost never	1
Once in a while	2
Sometimes	4
Often	9
Almost always	9
Total	25

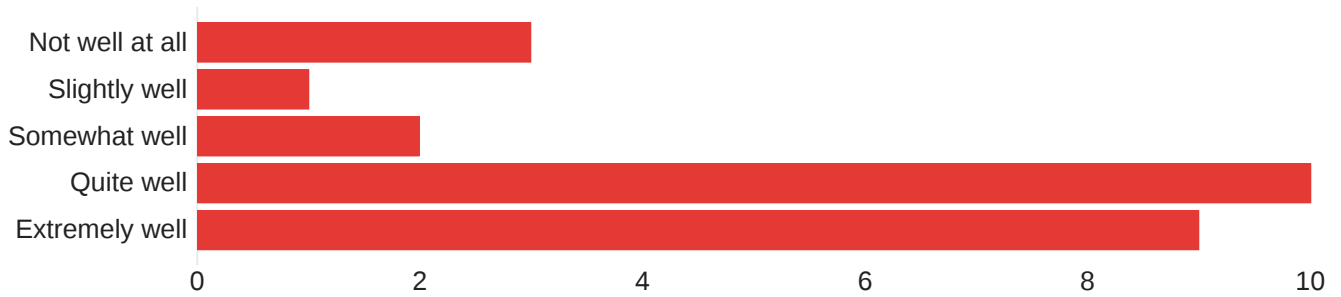
## PE-Q5 - How good is this teacher at teaching in the way that you personally learn best?



Field	Min	Max	Mean	Standard Deviation	Variance	Responses
How good is this teacher at teaching in the way that you personally learn best?	1	5	4	1	2	25

Field	Choice Count
Not good at all	3
Slightly good	2
Somewhat good	4
Quite good	8
Extremely good	8
Total	25

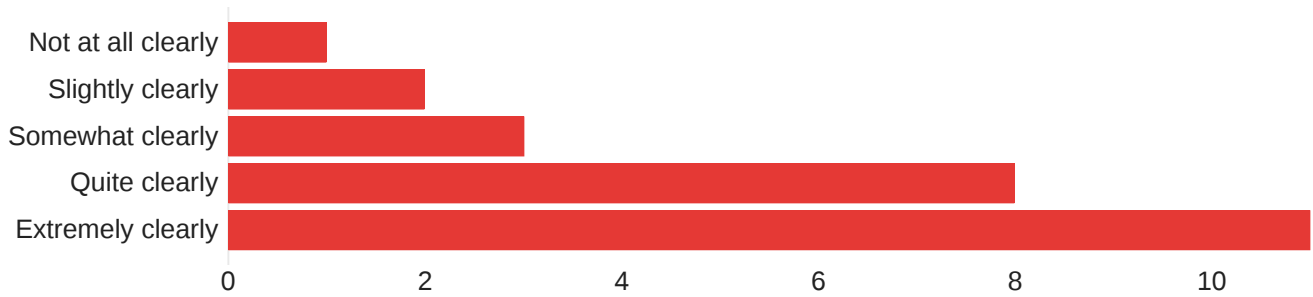
## PE-Q6 - How well can this teacher tell whether or not you understand a topic?



Field	Min	Max	Mean	Standard Deviation	Variance	Responses
How well can this teacher tell whether or not you understand a topic?	1	5	4	1	2	25

Field	Choice Count
Not well at all	3
Slightly well	1
Somewhat well	2
Quite well	10
Extremely well	9
Total	25

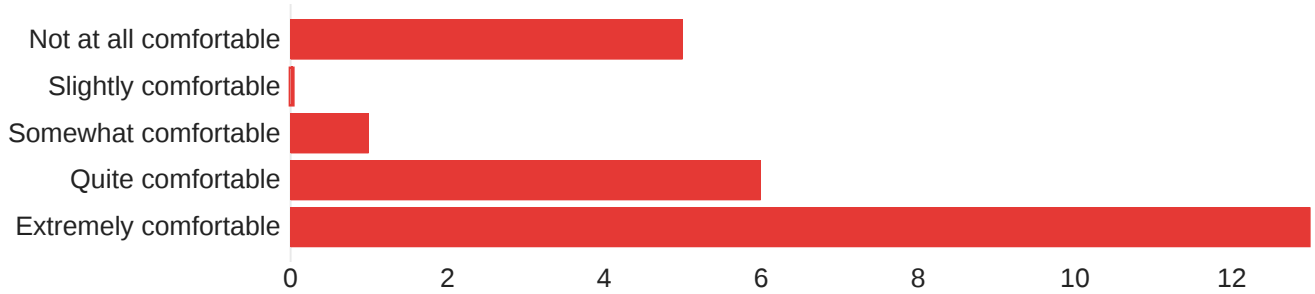
PE-Q7 - For this class, how clearly does this teacher present the information that you need to learn?



Field	Min	Max	Mean	Standard Deviation	Variance	Responses
For this class, how clearly does this teacher present the information that you need to learn?	1	5	4	1	1	25

Field	Choice Count
Not at all clearly	1
Slightly clearly	2
Somewhat clearly	3
Quite clearly	8
Extremely clearly	11
Total	25

## PE-Q8 - How comfortable are you asking this teacher questions about what you are learning in his/her class?

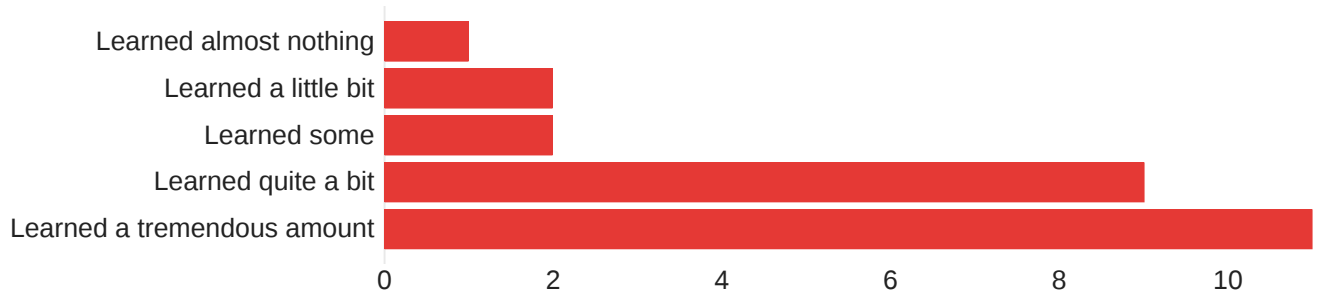


Field	Min	Max	Mean	Standard Deviation	Variance	Responses
How comfortable are you asking this teacher questions about what you are learning in his/her class?	1	5	4	2	2	25

Field	Choice Count
Not at all comfortable	5
Slightly comfortable	0
Somewhat comfortable	1
Quite comfortable	6
Extremely comfortable	13
Total	25



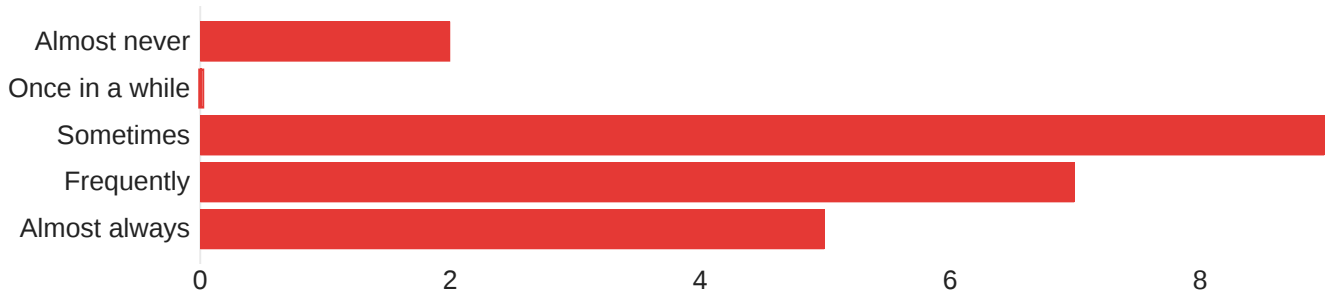
### PE-Q9 - Overall, how much have you learned from this teacher?



Field	Min	Max	Mean	Standard Deviation	Variance	Responses
Overall, how much have you learned from this teacher?	1	5	4	1	1	25

Field	Choice Count
Learned almost nothing	1
Learned a little bit	2
Learned some	2
Learned quite a bit	9
Learned a tremendous amount	11
Total	25

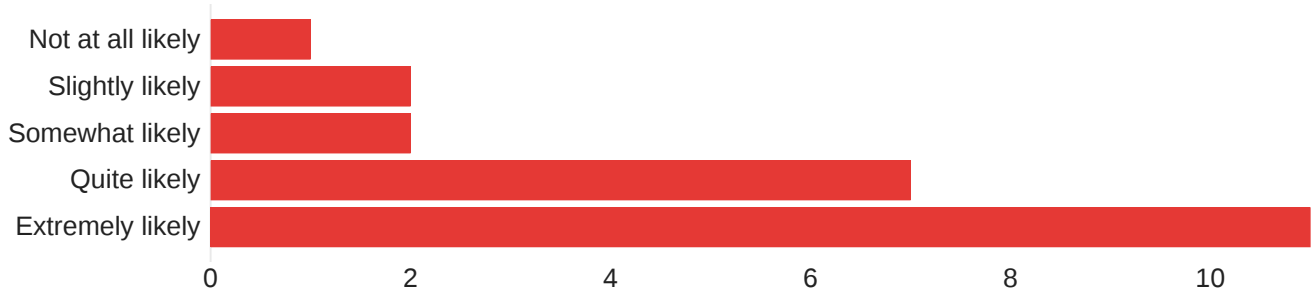
### CRE-1 - How often does this teacher make you explain your answers?



Field	Min	Max	Mean	Standard Deviation	Variance	Responses
How often does this teacher make you explain your answers?	1	5	4	1	1	23

Field	Choice Count
Almost never	2
Once in a while	0
Sometimes	9
Frequently	7
Almost always	5
Total	23

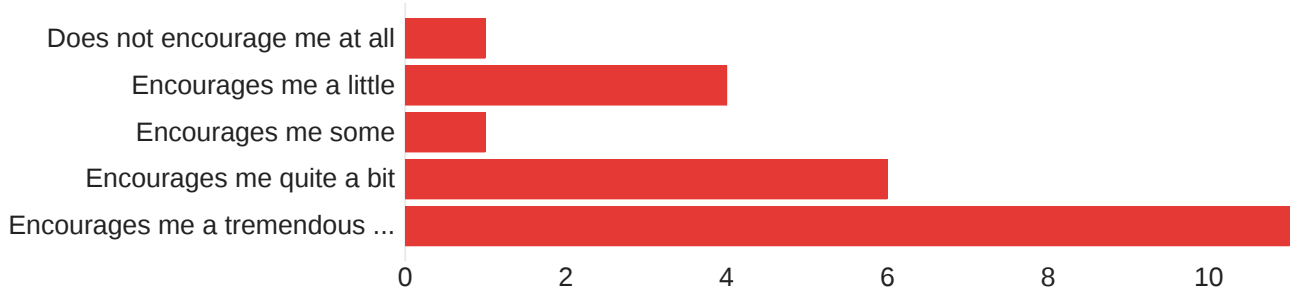
### CRE-2 - When you feel like giving up on a difficult task, how likely is it that this teacher will make you keep trying?



Field	Min	Max	Mean	Standard Deviation	Variance	Responses
When you feel like giving up on a difficult task, how likely is it that this teacher will make you keep trying?	1	5	4	1	1	23

Field	Choice Count
Not at all likely	1
Slightly likely	2
Somewhat likely	2
Quite likely	7
Extremely likely	11
Total	23

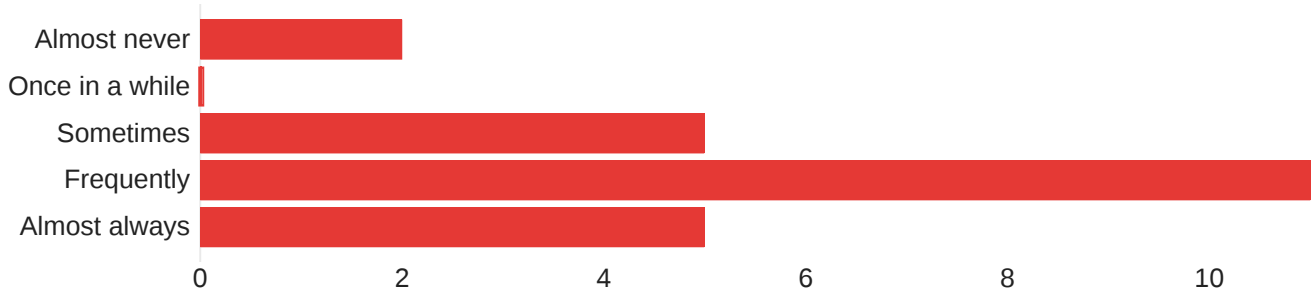
### CRE-3 - How much does this teacher encourage you to do your best?



Field	Min	Max	Mean	Standard Deviation	Variance	Responses
How much does this teacher encourage you to do your best?	1	5	4	1	2	23

Field	Choice Count
Does not encourage me at all	1
Encourages me a little	4
Encourages me some	1
Encourages me quite a bit	6
Encourages me a tremendous amount	11
Total	23

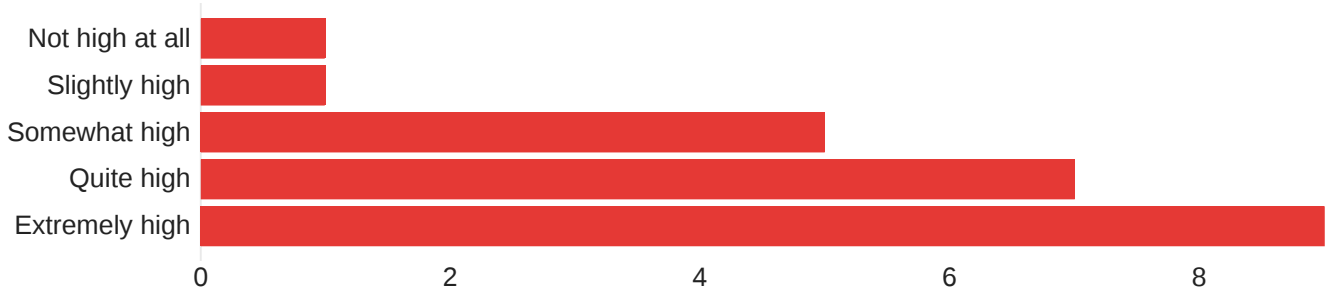
### CRE-4 - How often does this teacher take time to make sure you understand the material?



Field	Min	Max	Mean	Standard Deviation	Variance	Responses
How often does this teacher take time to make sure you understand the material?	1	5	4	1	1	23

Field	Choice Count
Almost never	2
Once in a while	0
Sometimes	5
Frequently	11
Almost always	5
Total	23

### CRE-5 - Overall, how high are this teacher's expectations of you?



Field	Min	Max	Mean	Standard Deviation	Variance	Responses
Overall, how high are this teacher's expectations of you?	1	5	4	1	1	23

Field	Choice Count
Not high at all	1
Slightly high	1
Somewhat high	5
Quite high	7
Extremely high	9
Total	23