

Educator Preparation Institutional Report Card
for Performance on Required Content Knowledge and Pedagogy Tests

and

Responses to the First & Second Year Teacher Survey created by the
Alabama Association of Colleges for Teacher Education

for

The University of Alabama at Birmingham

Administered by the
Alabama State Department of Education

September 2023

Report Card and Survey Information

Educator Preparation Institutional Report Card
Performance on Required Content Knowledge and Pedagogy

To earn an Alabama educator certificate, based on completion of a traditional approach, an applicant must complete an approved program with a prescribed grade point average (GPA) and meet assessment requirements. Prior to September 1, 2018, assessment requirements included a written test of pedagogical knowledge, Principles of Learning and Teaching (PLT), and Praxis content test specific to the teaching field or subject for which certification is sought. Effective September 1, 2018, edTPA, a performance assessment, replaced the PLT. No exceptions are made with regard to these requirements.

*Response to the First & Second Year Teacher Survey created by the
Alabama Association of Colleges for Teacher Education*

Historically:

Alabama Association of Colleges for Teacher Education members developed a survey to be administered electronically to first-year teachers who, during the 2017-2018 school year, completed an Alabama State Board of education-approved undergraduate (Class B) or alternative master's degree (Class A) program leading to their first or initial Professional Educator Certificate. A companion survey was administered electronically to the employers of those first-year teachers.

Currently:

Data provided in this report include a summary of survey categories and the percentage of first and second year teachers who strongly agreed, agreed, disagreed, or strongly disagreed that their program prepared them to teach successfully. The data also provide the percentage of employers who rated their first and second year teachers as teacher leader, effective teacher, emerging teacher, or ineffective teacher.

Educator Preparation Institutional Report Card
 Performance on Required Content Knowledge and Pedagogy
The University of Alabama at Birmingham - Program Information

Program Approval & Accreditation

School	Program	Status
The University of Alabama at Birmingham	Accredited	Yes
The University of Alabama at Birmingham	Approved	Yes

Total # of Certificates Earned

Program	Total Earned
Class A	65
Class B	76
Total	141

Nationally Recognized Programs

Program	Concentration	Recognized by
Class A	English for Speakers of Other Languages	International Association of Teachers of English to Sepakers of Other Languages
Class A	Music Education	National Association for Schools of Music
Class A	School Counselor	Council for Accreditation of Counseling and Related Educational Programs
Class A	Visual Arts	National Association of Schools of Art and Design
Class B	Music Education	National Association for Schools of Music

Educator Preparation Institutional Report Card
 Performance on Required Content Knowledge and Pedagogy
The University of Alabama at Birmingham -Bachelor's - Principle of Teaching and Learning

• - Information not reported for less than five test takers

Test Heading	Subtest	Total Test Takers	Passed After 1 Attempt	Passed After 1 Attempt %	Passed After 2 Attempts	Passed After 2 Attempts %	Passed After 3+ Attempts	Passed After 3+ Attempts %
--------------	---------	-------------------	------------------------	--------------------------	-------------------------	---------------------------	--------------------------	----------------------------

Program Approval & Accreditation

Program	Status
Accredited	Yes
Approved	Yes

Nationally Recognized Programs

Program	Concentration	Recognized by
Class B	Music Education	National Association for Schools of Music

Educator Preparation Institutional Report Card
 Performance on Required Content Knowledge and Pedagogy
The University of Alabama at Birmingham -Bachelor's - NOT IN ED Praxis Content Tests

Program Approval & Accreditation

Program Status

Accredited Yes

Approved Yes

• - Information not reported for less than five test takers

Test Heading	Subtest	Total Test Takers	Passed After 1 Attempt	Passed After 1 Attempt %	Passed After 2 Attempts	Passed After 2 Attempts %	Passed After 3+ Attempts	Passed After 3+ Attempts %
Elementary Education	Multiple Subjects: Mathematics	34	32	94 %	1	3 %	1	3 %
Elementary Education	Multiple Subjects: Science	34	29	85 %	0	0 %	5	15 %
Elementary Education	Multiple Subjects: Social Studies	34	31	91 %	0	0 %	3	9 %
English Language Arts	English Language Arts	7	6	86 %	1	14 %	0	0 %
Mathematics	Mathematics	*	*	*	*	*	*	*
Performing Arts	Performing Arts	*	*	*	*	*	*	*
Sciences	Sciences	6	5	83 %	1	17 %	0	0 %
Social Studies	Social Studies	9	7	78 %	0	0 %	2	22 %

Nationally Recognized

Program	Concentration	Recognized by
Class B	Music Education	National Association for Schools of Music

Educator Preparation Institutional Report Card
 Performance on Required Content Knowledge and Pedagogy
The University of Alabama at Birmingham - Bachelor's - IN ED Praxis Content Tests

Program Approval & Accreditation

Program Status

Accredited Yes

Approved Yes

• - Information not reported for less than five test takers

Test Heading	Subtest	Total Test Takers	Passed After 1 Attempt	Passed After 1 Attempt %	Passed After 2 Attempts	Passed After 2 Attempts %	Passed After 3+ Attempts	Passed After 3+ Attempts %
Early Childhood Education	Early Childhood Education	15	15	100 %	0	0 %	0	0 %
Early Childhood Education	Teaching Reading	15	11	73 %	2	13 %	2	13 %
Elementary Education	Multiple Subjects: Reading	29	27	93 %	1	3 %	1	3 %
Elementary Education	Teaching of Reading	34	31	91 %	3	9 %	0	0 %
Health/Physical Education	Health/Physical Education	*	*	*	*	*	*	*

Nationally Recognized Programs

Program	Concentration	Recognized by
Class B	Music Education	National Association for Schools of Music

Educator Preparation Institutional Report Card
 Performance on Required Content Knowledge and Pedagogy
The University of Alabama at Birmingham-Bachelor's - edTPA

Program Approval & Accreditation

Program Status

Accredited Yes

Approved Yes

• - Information not reported for less than five test takers

Test Heading	Subtest	Total Test Takers	Passed After 1 Attempt	Passed After 1 Attempt %	Passed After 2 Attempts	Passed After 2 Attempts %	Passed After 3+ Attempts	Passed After 3+ Attempts %
Early Childhood Education	Early Childhood Education	13	13	100 %	0	0 %	0	0 %
Elementary Education	Elementary Education	34	34	100 %	0	0 %	0	0 %
English Language Arts	English Language Arts	7	7	100 %	0	0 %	0	0 %
Health/Physical Education	Health/Physical Education	*	*	*	*	*	*	*
Mathematics	Mathematics	*	*	*	*	*	*	*
Performing Arts	Performing Arts	*	*	*	*	*	*	*
Sciences	Sciences	6	5	83 %	1	17 %	0	0 %
Social Studies	Social Studies	9	9	100 %	0	0 %	0	0 %

Nationally Recognized Programs

Program	Concentration	Recognized by
Class B	Music Education	National Association for Schools of Music

Educator Preparation Institutional Report Card

Performance on Required Content Knowledge and Pedagogy

The University of Alabama at Birmingham-Master's - Principle of Teaching and Learning

• - Information not reported for less than five test takers

Program Approval & Accreditation

Program	Status
Accredited	Yes
Approved	Yes

Test Heading	Subtest	Total Test Takers	Passed After 1 Attempt	Passed After 1 Attempt %	Passed After 2 Attempts	Passed After 2 Attempts %	Passed After 3+ Attempts	Passed After 3+ Attempts %
Early Childhood Education	Early Childhood Education	*	*	*	*	*	*	*
Social Studies	Social Studies	*	*	*	*	*	*	*

Nationally Recognized Programs

Program	Concentration	Recognized by
Class A	English for Speakers of Other Languages	International Association of Teachers of English to Sepakers of Other Languages
Class A	Music Education	National Association for Schools of Music
Class A	School Counselor	Council for Accreditation of Counseling and Related Educational Programs
Class A	Visual Arts	National Association of Schools of Art and Design

Educator Preparation Institutional Report Card
 Performance on Required Content Knowledge and Pedagogy
The University of Alabama at Birmingham -Master's - NOT IN ED Praxis Content Tests

Program Approval & Accreditation

Program Status

Accredited Yes

Approved Yes

• - Information not reported for less than five test takers

Test Heading	Subtest	Total Test Takers	Passed After 1 Attempt	Passed After 1 Attempt %	Passed After 2 Attempts	Passed After 2 Attempts %	Passed After 3+ Attempts	Passed After 3+ Attempts %
Elementary Education	Multiple Subjects: Mathematics	*	*	*	*	*	*	*
Elementary Education	Multiple Subjects: Science	*	*	*	*	*	*	*
Elementary Education	Multiple Subjects: Social Studies	*	*	*	*	*	*	*
English for Speakers of Other Languages	English for Speakers of Other Languages	7	7	100 %	0	0 %	0	0 %
English Language Arts	English Language Arts	8	8	100 %	0	0 %	0	0 %
Languages Other than English	Languages Other than English	*	*	*	*	*	*	*
Mathematics	Mathematics	*	*	*	*	*	*	*
Performing Arts	Performing Arts	8	8	100 %	0	0 %	0	0 %
Sciences	Sciences	11	9	82 %	2	18 %	0	0 %
Social Studies	Social Studies	7	6	86 %	0	0 %	1	14 %
Special Education	Multiple Subjects: Mathematics	*	*	*	*	*	*	*
Special Education	Multiple Subjects: Science	*	*	*	*	*	*	*
Special Education	Multiple Subjects: Social Studies	*	*	*	*	*	*	*

Nationally Recognized Programs

Program	Concentration	Recognized by
Class A	English for Speakers of Other Languages	International Association of Teachers of English to Sepakers of Other Languages
Class A	Music Education	National Association for Schools of Music
Class A	School Counselor	Council for Accreditation of Counseling and Related Educational Programs
Class A	Visual Arts	National Association of Schools of Art and Design

Educator Preparation Institutional Report Card
 Performance on Required Content Knowledge and Pedagogy
The University of Alabama at Birmingham -Master's - IN ED Praxis Content Tests

Program Approval & Accreditation

Program Status

Accredited Yes

Approved Yes

• - Information not reported for less than five test takers

Test Heading	Subtest	Total Test Takers	Passed After 1 Attempt	Passed After 1 Attempt %	Passed After 2 Attempts	Passed After 2 Attempts %	Passed After 3+ Attempts	Passed After 3+ Attempts %
Early Childhood Education	Early Childhood Education	*	*	*	*	*	*	*
Early Childhood Education	Teaching Reading	*	*	*	*	*	*	*
Elementary Education	Multiple Subjects: Reading	*	*	*	*	*	*	*
Elementary Education	Teaching of Reading	*	*	*	*	*	*	*
Health/Physical Education	Health/Physical Education	*	*	*	*	*	*	*
Special Education	Core Knowledge/ Application	12	12	100 %	0	0 %	0	0 %
Special Education	Early Childhood Education	8	8	100 %	0	0 %	0	0 %
Special Education	Multiple Subjects: Reading	*	*	*	*	*	*	*

Nationally Recognized Programs

Program	Concentration	Recognized by
Class A	English for Speakers of Other Languages	International Association of Teachers of English to Sepakers of Other Languages
Class A	Music Education	National Association for Schools of Music
Class A	School Counselor	Council for Accreditation of Counseling and Related Educational Programs
Class A	Visual Arts	National Association of Schools of Art and Design

Program Status

Accredited Yes

Approved Yes

• - Information not reported for less than five test takers

Test Heading	Subtest	Total Test Takers	Passed After 1 Attempt	Passed After 1 Attempt %	Passed After 2 Attempts	Passed After 2 Attempts %	Passed After 3+ Attempts	Passed After 3+ Attempts %
Early Childhood Education	Early Childhood Education	*	*	*	*	*	*	*
Elementary Education	Elementary Education	*	*	*	*	*	*	*
English for Speakers of Other Languages	English for Speakers of Other Languages	7	7	100 %	0	0 %	0	0 %
English Language Arts	English Language Arts	8	7	88 %	0	0 %	1	13 %
Health/Physical Education	Health/Physical Education	*	*	*	*	*	*	*
Languages Other than English	Languages Other than English	*	*	*	*	*	*	*
Mathematics	Mathematics	*	*	*	*	*	*	*
Performing Arts	Performing Arts	8	8	100 %	0	0 %	0	0 %
Sciences	Sciences	11	11	100 %	0	0 %	0	0 %
Social Studies	Social Studies	7	7	100 %	0	0 %	0	0 %
Special Education	Special Education	12	12	100 %	0	0 %	0	0 %

Nationally Recognized Programs

Program	Concentration	Recognized by
Class A	English for Speakers of Other Languages	International Association of Teachers of English to Sepakers of Other Languages
Class A	Music Education	National Association for Schools of Music
Class A	School Counselor	Council for Accreditation of Counseling and Related Educational Programs
Class A	Visual Arts	National Association of Schools of Art and Design

Response to the First & Second Year Teacher Survey created by the Alabama Association of Colleges for Teacher Education
The University of Alabama at Birmingham - Teacher Response

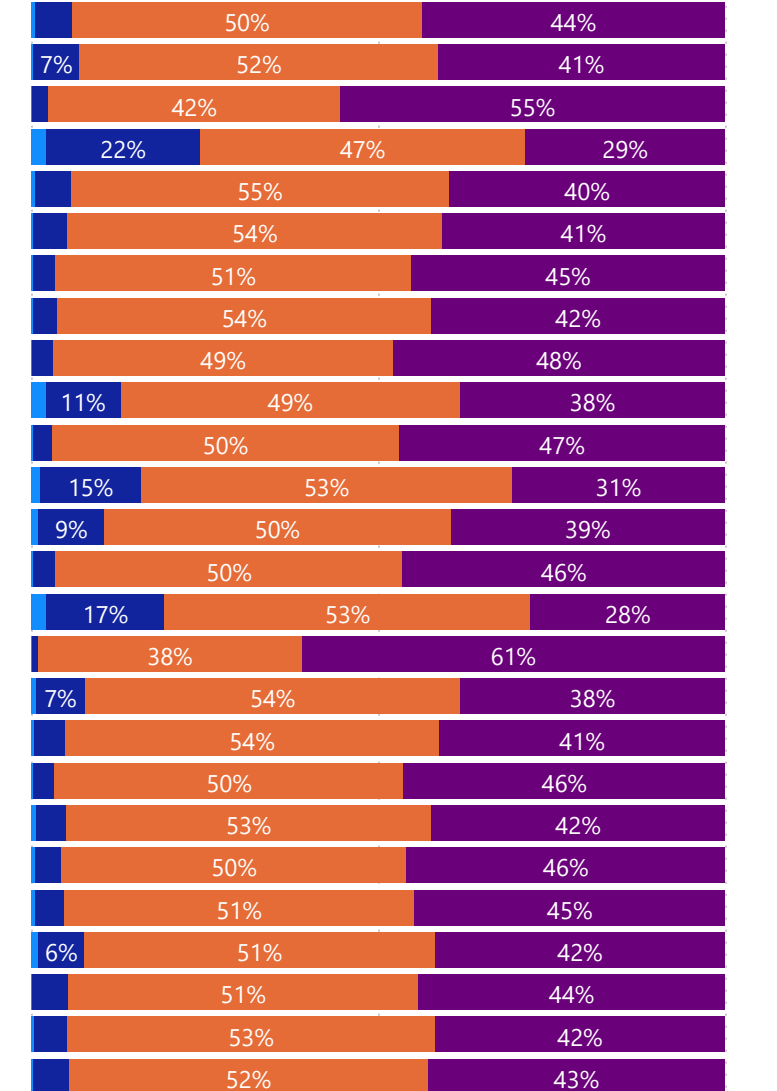
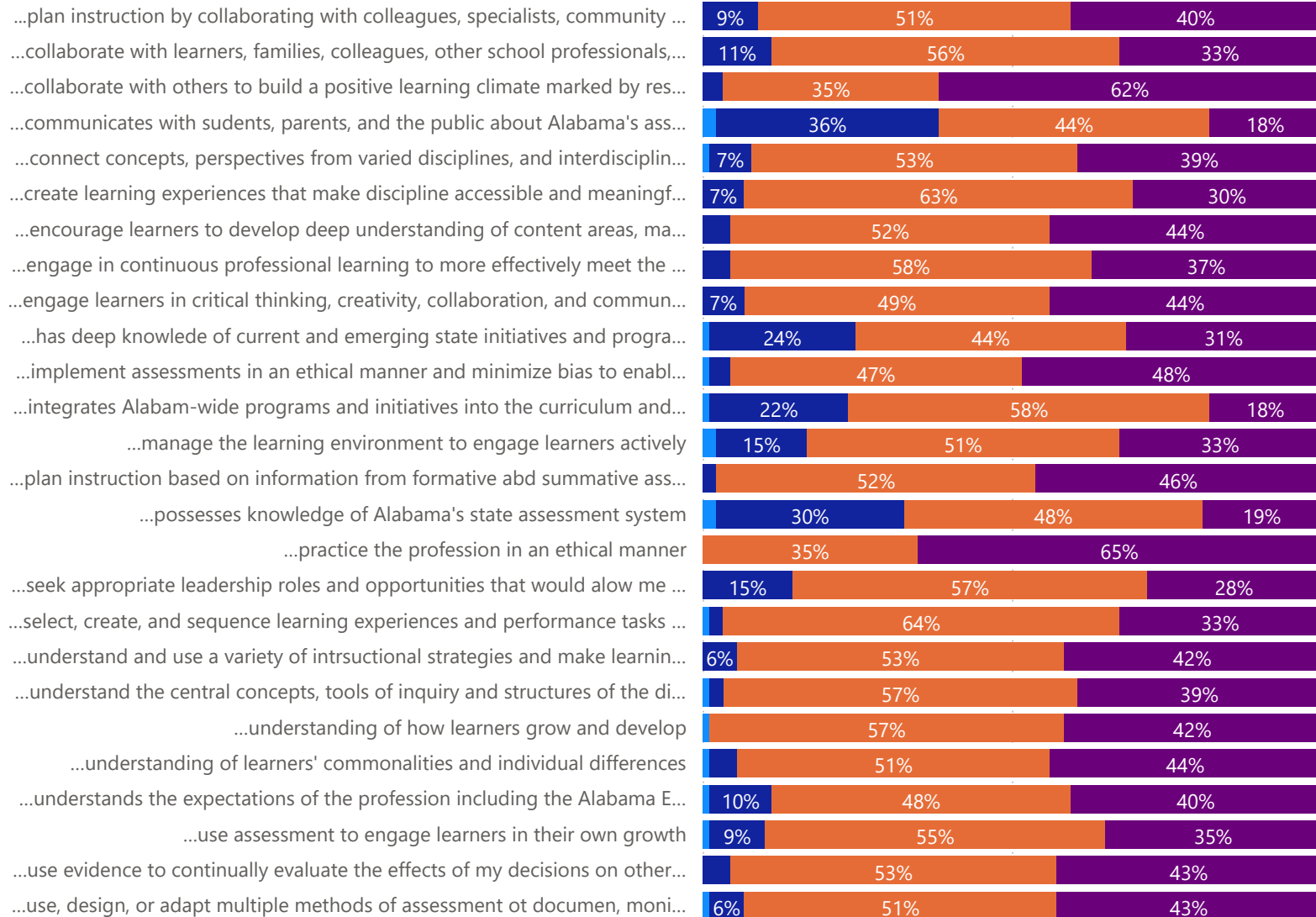
University of Alabama at Birmingham 89 respondents

Alabama State Wide 1829 respondents

Questions

● Strongly Disagree ● Disagree ● Agree ● Strongly Agree

● Strongly Disagree ● Disagree ● Agree ● Strongly Agree



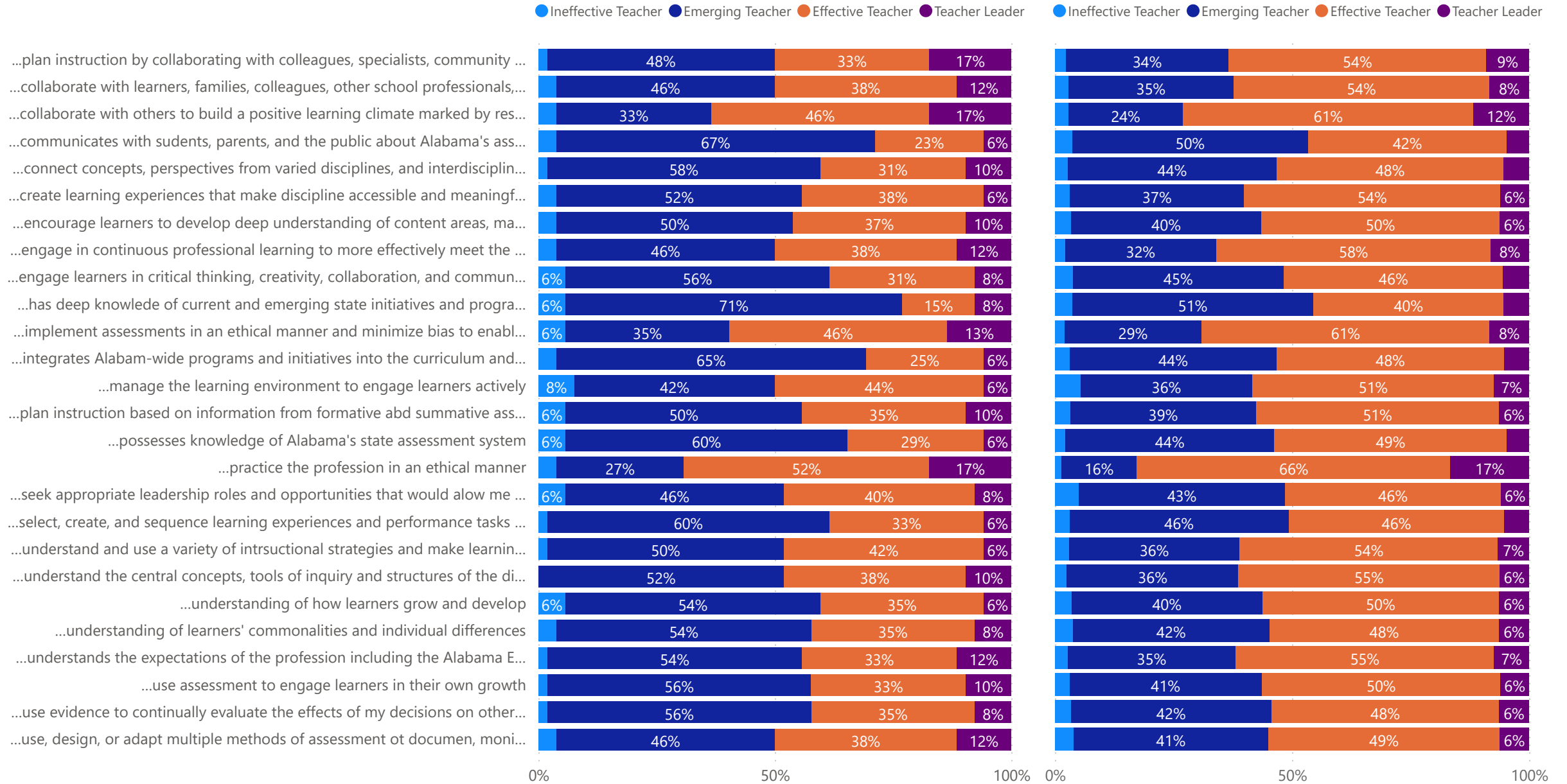
0% 50% 100% 0% 50% 100%

Response to the First & Second Year Teacher Survey created by the
Alabama Association of Colleges for Teacher Education
The University of Alabama at Birmingham - Employer Response

University of Alabama at Birming 52 respondents

Alabama State Wide 901 respondents

Question



Employer Response 52 Respondents

Teacher Response 89 Respondents

Question

● Ineffective Teacher ● Emerging Teacher ● Effective Teacher ● Teacher Leader

● Strongly Disagree ● Disagree ● Agree ● Strongly Agree

