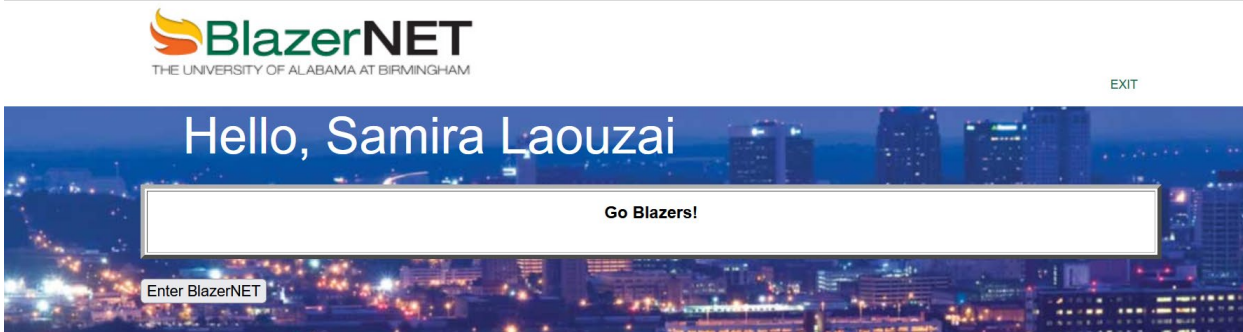


Advisor Access for Canvas Alerts Report for Individual Students

Note: Depending on your role and permissions, the following screenshots may look slightly different. The steps are the same.

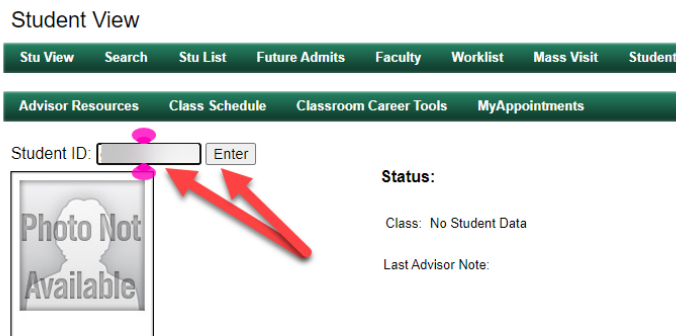
Step 1: Navigate to [BlazerNET](#). Enter your BlazerID and password.

Step 2: Click on "Enter BlazerNET."



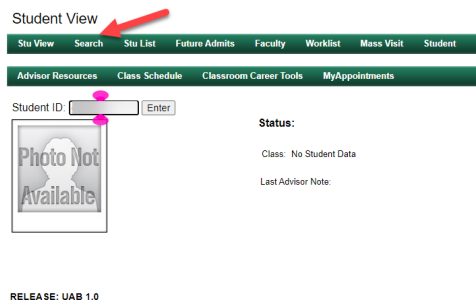
Step 3:

On the "Student View" landing page, enter the BannerID or the BlazerID for the student, if known. Click "Enter."

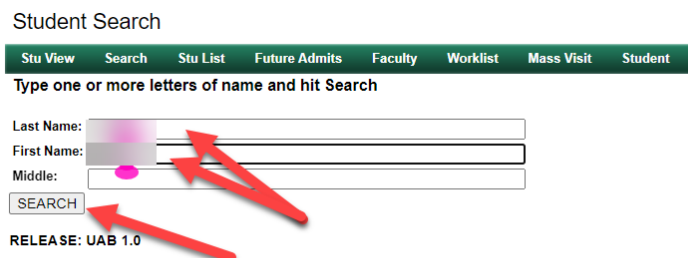
The screenshot shows the "Student View" form. It has a green navigation bar with links: "Stu View", "Search", "Stu List", "Future Admits", "Faculty", "Worklist", "Mass Visit", and "Student". Below this is another green bar with links: "Advisor Resources", "Class Schedule", "Classroom Career Tools", and "MyAppointments". The form has a "Student ID:" label followed by a text input field and an "Enter" button. Below the input field is a placeholder image with the text "Photo Not Available". To the right of the form, there is a "Status:" section with the text "Class: No Student Data" and "Last Advisor Note:". Red arrows point to the "Student ID" input field and the "Enter" button.

RELEASE: UAB 1.0

If the BannerID and the BlazerID are unknown, click "Search" to look up a student by name.

The screenshot shows the "Student View" form with the "Search" button in the green navigation bar highlighted with a red arrow. The "Student ID" input field and "Enter" button are also highlighted with a red arrow. The "Status:" section shows "Class: No Student Data" and "Last Advisor Note:". The text "RELEASE: UAB 1.0" is at the bottom.

On the "Student Search" page, enter the student last and first name. Click "SEARCH."

The screenshot shows the "Student Search" form. It has a green navigation bar with links: "Stu View", "Search", "Stu List", "Future Admits", "Faculty", "Worklist", "Mass Visit", and "Student". Below this is a green bar with the text "Type one or more letters of name and hit Search". The form has three input fields: "Last Name:", "First Name:", and "Middle:". Below these is a "SEARCH" button. Red arrows point to the "Last Name" and "First Name" input fields and the "SEARCH" button. The text "RELEASE: UAB 1.0" is at the bottom.

Step 4: On the search results page, click the BannerID to view student details/fact sheet.

Student Search

[Stu View](#) [Search](#) [Stu List](#) [Future Admits](#) [Faculty](#) [Worklist](#) [Mass Visit](#) [Student](#)

Type one or more letters of name and hit Search

Last Name:

First Name:

Middle:

Click BannerID to go to Fact Sheet

Last Name	First Name	Preferred First	Middle	BannerID	BlazerID	DOB	Major
				B			Criminal Justice

RELEASE: UAB 1.0

Step 5: Click on "Early Alerts" to view alerts sent to the student.

Student View

[Stu View](#) [Search](#) [Stu List](#) [Future Admits](#) [Faculty](#) [Worklist](#) [Mass Visit](#) [Student](#)

[Advisor Resources](#) [Class Schedule](#) [Classroom Career Tools](#) [MyAppointments](#)

Student ID:



Status: Active

Class: Sophomore
Curriculum 1: UG, BS in Criminal Justice
College: College of Arts and Sciences
Department: Criminal Justice
Degree: Bachelor of Science
Major: Criminal Justice - CJ
Minor: Forensic Psychology

SAP Status: Good Standing
Last Advisor Note:

Level	GPA Type	Quality Points	GPA Hours	Earned Hours	GPA
UG	Institutional				
UG	Overall				
UG	Transfer				

[GPA Calculator »](#)

Cell
Mailing (Local)

[Fact Sheet](#) [Milestones](#) [Early Alerts](#) [Communications](#) [Financial](#) [Notes](#) [SSC](#) [RAC](#)
[GPS](#) [Overrides](#) [Documents](#) [SAP Appeals](#) [AFD](#) [GR AFD](#)

Student Fact Sheet For:

Step 6: On the “Early Alerts” page, you may view a list of the discontinued “Faculty Early Alerts” as well as a listing of the “Canvas Alerts” sent to the student.

Note: “Faculty Early Alerts” reports are saved for archiving purposes only, but the tool has been discontinued.

[Stu View](#)
[Search](#)
[Stu List](#)
[Future Admits](#)
[Faculty](#)
[Worklist](#)
[Mass Visit](#)
[Student](#)

[Advisor Resources](#)
[Class Schedule](#)
[Classroom Career Tools](#)
[MyAppointments](#)

Student ID:

Status: Active

Class: Sophomore

Curriculum 1: UG, BS in Criminal Justice

College: College of Arts and Sciences

Department: Criminal Justice

Degree: Bachelor of Science

Major: Criminal Justice - CJ

Minor: Forensic Psychology

SAP Status: Good Standing

Last Advisor Note:

Level	GPA Type	Quality Points	GPA Hours	Earned Hours	GPA
UG	Institutional				
UG	Overall				
UG	Transfer				

[GPA Calculator »](#)

Cell

Mailing (Local)

[Fact Sheet](#)
[Milestones](#)
[Early Alerts](#)
[Communications](#)
[Financial](#)
[Notes](#)
[SSC](#)
[RAC](#)

[GPS](#)
[Overrides](#)
[Documents](#)
[SAP Appeals](#)
[AFD](#)
[GR AFD](#)

Faculty Early Alerts

Term	CRN	Subj	Crse	Sec	Instructor	Alert Status	Alert Date	Reason	Recommendation	
202230								Academic Performance	Schedule meeting with academic advisor Schedule meeting with course instructor	Full Alert Details

Canvas Grade Alerts

Term	CRN	Subj	Crse	Sec	Title	Instructor	Grade Range	Grade	Date Sent
202340							0 - 60	46.09	07/04/2023
202340							0 - 60	46.09	07/15/2023

Please contact [Samira Laouzai](#) for questions/feedback.