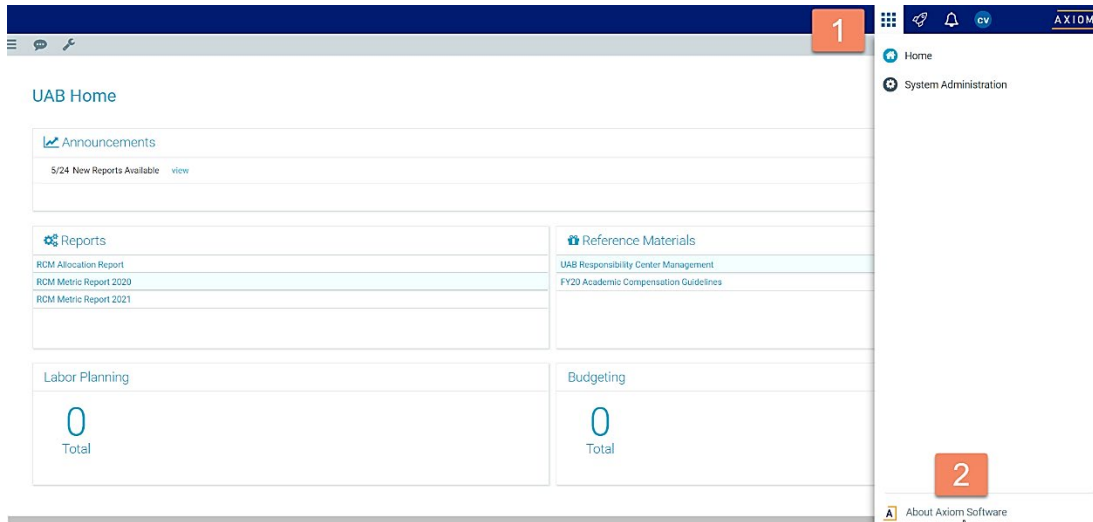


To access Axiom Budget and Labor Plan Files, using Google Chrome, you first need to download the *Google Chrome extension*, which allows the Windows Client to run.

To download the *Google Chrome extension*, open a Google Chrome browser and proceed to log into the Axiom Software.

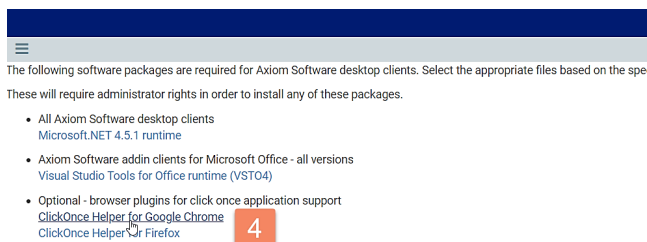
- 1) Once logged in, click on the **waffle** icon next to the rocket.



- 2) Click on **About Axiom Software** at the very bottom.


- 3) Click on link under **Download**.

- 4) Click on link for **ClickOnce Helper for Google Chrome**



**Note:** These downloads will require administrator rights in order to install.

- 5) Click on the **Windows Remix ClickOnce Helper Add to Chrome**.



- 6) Click on **Add extension**.

