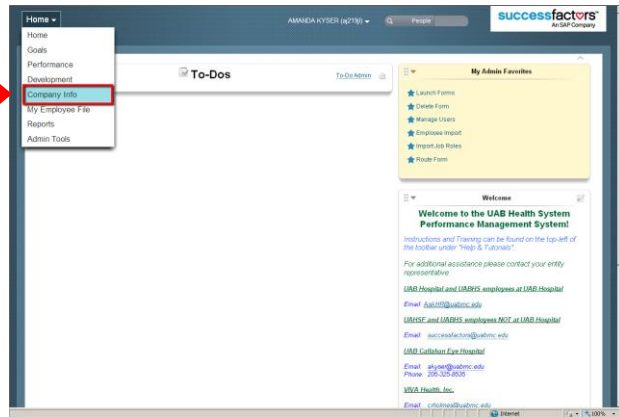
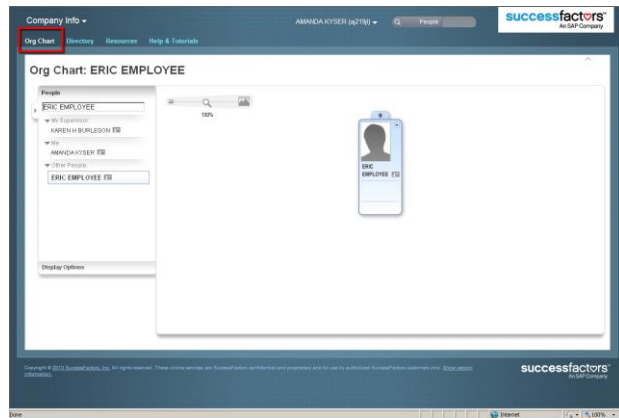


Viewing the Company Org. Chart:

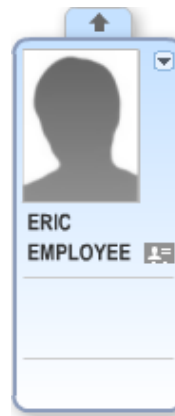
1. From the main page, click Home in the top left corner and select "Company Info" from the drop down menu.



2. The Company Info page will automatically open to the Org chart. However, you may also select the Org Chart tab while on this page to view it.



3. You will see your name displayed in a small blue box. (Your job title may also be listed.)



4. Click the arrow at the top of the box to view your Supervisor.



Viewing the Company Org. Chart (cont.):

5. You can move through the chart by clicking on the arrows at the top of the boxes. Double click on a box to drill down and view any direct reports of that individual.

