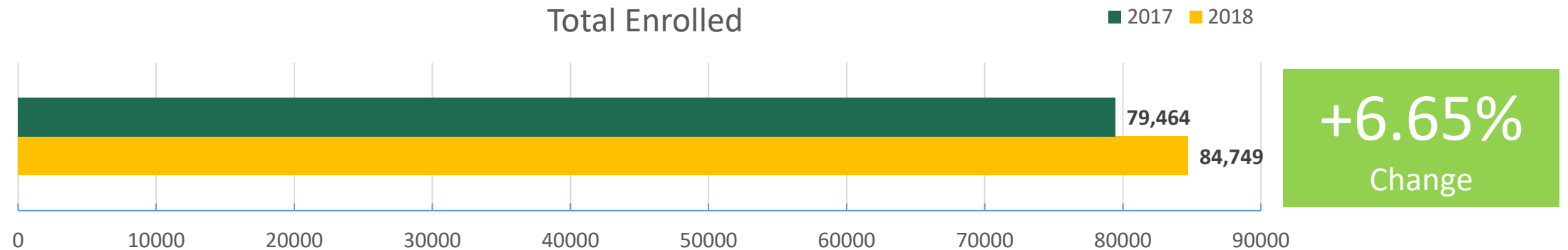
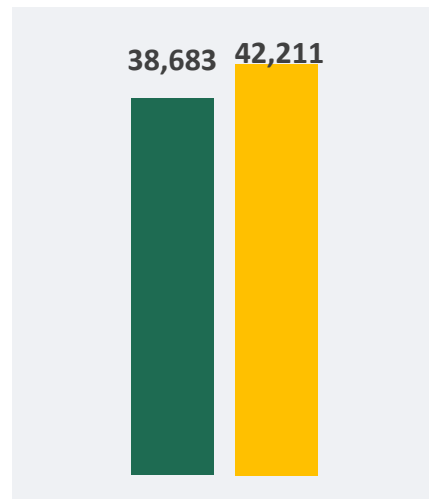


2018 Credit Hour Production Report

Summer Semester

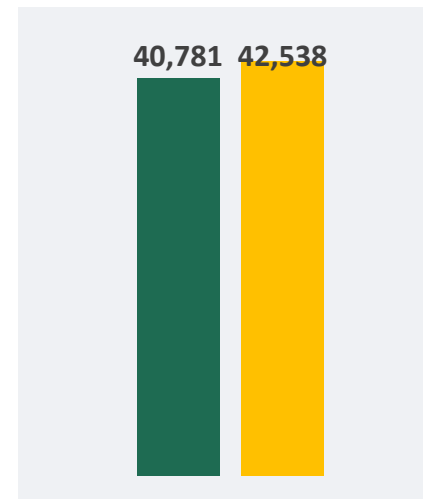


UNDERGRADUATE



+9.12%
Change

GRADUATE

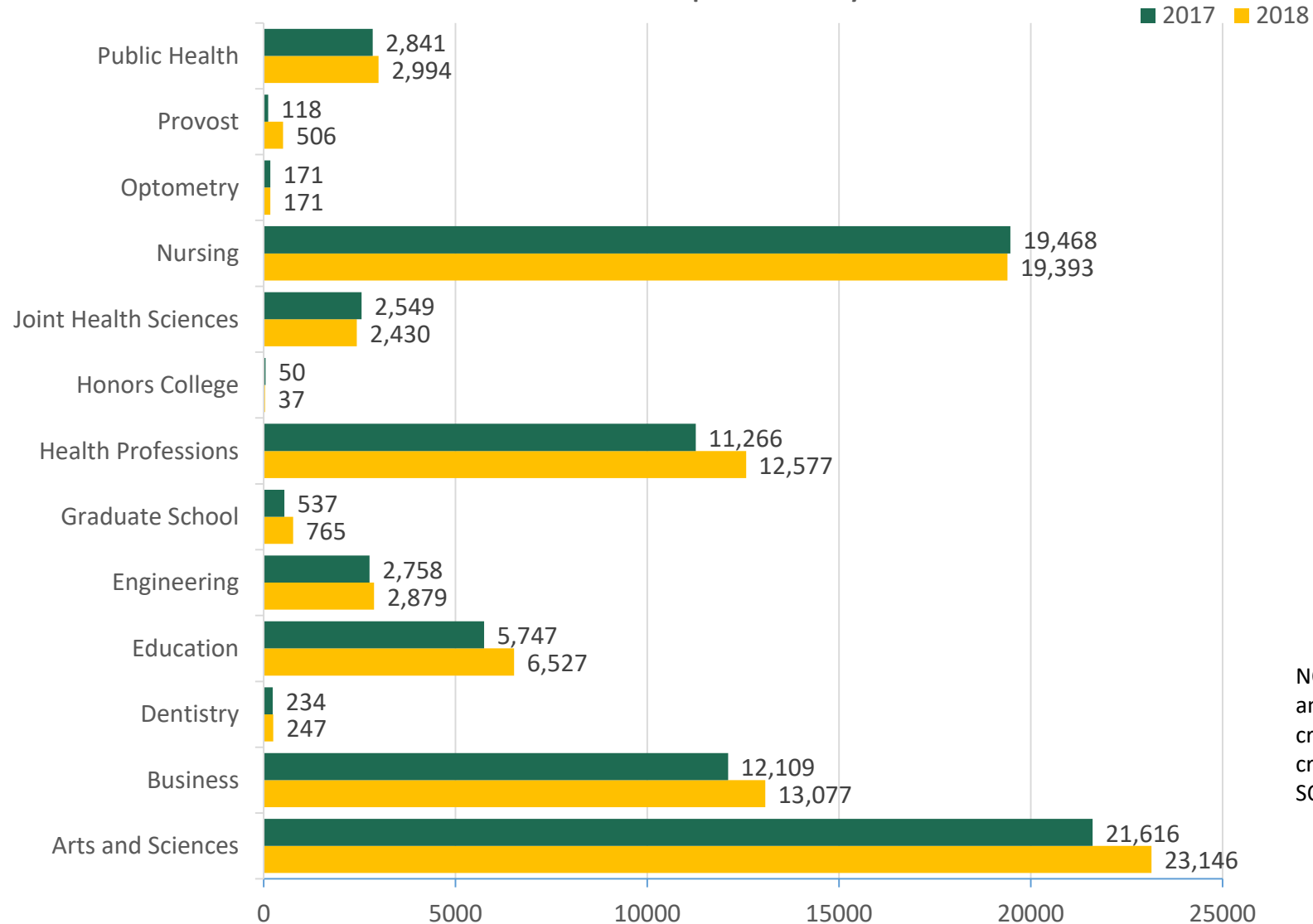


+4.31%
Change

2018 Credit Hour Production Report

Summer Semester

Previous Year Comparison By School



NOTE: D.M.D., M.D., and O.D. programs in Dentistry, Medicine, and Optometry do not generate credit hours. *Honors College credit hours do not include honors classes taught for course credit in the Honors College by the other schools/college.
SOURCE: UAB Institutional Effectiveness and Analysis

2018 Credit Hour Production Report

Summer Semester

	Summer 2017	Summer 2018	# Change	% Change
<u>Arts & Sciences (excl Educ)</u>				
Undergraduate	19,127	20,486	1,359	7.11%
Graduate	2,489	2,660	171	6.87%
Total	21,616	23,146	1,530	7.08%
<u>Business</u>				
Undergraduate	8,557	8,907	350	4.09%
Graduate	3,552	4,170	618	17.40%
Total	12,109	13,077	968	7.99%
<u>Cooperative Education</u>				
Undergraduate	6	0	-6	-100.00%
<u>Dentistry (Dental Assisting)</u>				
Undergraduate	234	247	13	5.56%
<u>Education</u>				
Undergraduate	1,698	2,768	1,070	63.02%
Graduate	4,049	3,759	-290	-7.16%
Total	5,747	6,527	780	13.57%
<u>Engineering</u>				
Undergraduate	835	774	-61	-7.31%
Graduate	1,923	2,105	182	9.46%
Total	2,758	2,879	121	4.39%
<u>Graduate School</u>				
Graduate	537	765	228	42.46%
<u>Health Professions</u>				
Undergraduate	2,384	2,421	37	1.55%
Graduate	8,882	10,156	1,274	14.34%
Total	11,266	12,577	1,311	11.64%
<u>Honors College</u>				
Undergraduate	50	37	-13	-26.00%

	Summer 2017	Summer 2018	# Change	% Change
<u>Joint Health Sciences</u>				
Undergraduate	8	9	1	12.50%
Graduate	2,541	2,421	-120	-4.72%
Total	2,549	2,430	-119	-4.67%
<u>Military Science</u>				
Undergraduate	0	0	0	-
<u>Nursing</u>				
Undergraduate	4,991	5,217	226	4.53%
Graduate	14,477	14,176	-301	-2.08%
Total	19,468	19,393	-75	-0.39%
<u>Optometry (Vision Science)</u>				
Graduate	171	171	0	0.00%
<u>Provost's Office</u>				
Undergraduate	112	506	394	351.79%
<u>Public Health</u>				
Undergraduate	681	839	158	23.20%
Graduate	2,160	2,155	-5	-0.23%
Total	2,841	2,994	153	5.39%
<u>Total UAB</u>				
Undergraduate	38,683	42,211	3,528	9.12%
Graduate	40,781	42,538	1,757	4.31%
Total	79,464	84,749	5,285	6.65%