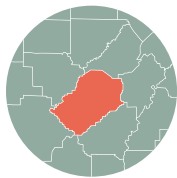


2023

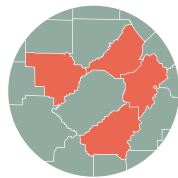
FALL SEMESTER Enrollment by Source

	UNDERGRADUATE ¹	GRADUATE	DMD/MD/OD	TOTAL ³
JEFFERSON COUNTY	3,938	1,817	402	6,157
OTHER METRO AREA COUNTIES ²	2,041	632	103	2,766
OTHER ALABAMA COUNTIES	4,399	1,450	509	6,358
OTHER U.S. ⁴	1,705	2,167	264	4,136
OTHER COUNTRIES ⁵	299	1,420	14	1,733
TOTAL STUDENTS³	12,382	7,486	1,292	21,160

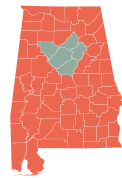
TOTAL ENROLLMENT



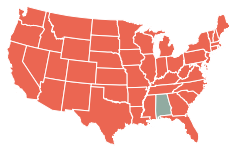
JEFFERSON COUNTY
6,157



OTHER METRO AREA COUNTIES²
2,776



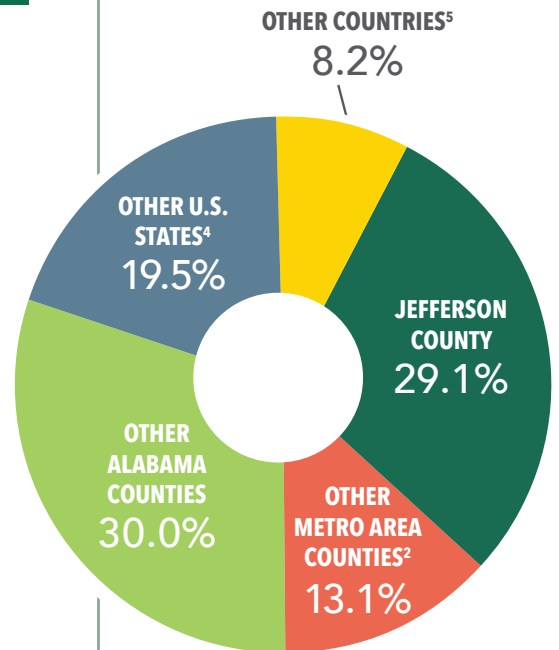
OTHER ALABAMA COUNTIES
6,358



OTHER U.S. STATES⁴
4,136



OTHER COUNTRIES⁵
1,733



Source: UAB Institutional Effectiveness and Analysis

¹Includes First-Time Freshmen

²Blount, Shelby, St. Clair, and Walker Counties

³Does not include 1,505 full-time Advanced Professionals

⁴Includes U.S. Territories and Overseas Military Addresses

⁵Includes U.S. Citizens sourced from outside the United States