

# **FACTS & FIGURES 1998-99**

Nineteenth Edition

March, 1999

Office of Institutional Studies and Services  
UNIVERSITY OF ALABAMA AT BIRMINGHAM  
Birmingham, Alabama 35294-0104  
(205) 934-2384

## FOREWORD

The Office of Institutional Studies and Services is pleased to present the 1998-99 edition of *Facts & Figures*, UAB's fact book. Now in its nineteenth year, *Facts & Figures* has proved to be a useful resource for many people both on and off campus. The publication includes information provided by a number of University offices, and once again we are most grateful to everyone who has contributed to this year's edition.

We welcome comments or suggestions for improvement in the UAB fact book; your observations help us improve *Facts & Figures* every year and work to ensure that it better meets the needs of its users.

The sculpture pictured on this year's cover, entitled "Icarus Ascend," was created by Joe Mooney of Philadelphia, Pennsylvania, in 1993 and is part of the Barker Outdoor Sculpture Collection purchased for the University over the past 25 years by Dr. Samuel Barker, Graduate Dean Emeritus, and the late Mrs. Barker. It is located on the west side of 15th Street South between University Boulevard and 10th Avenue South.

# TABLE OF CONTENTS

## **GENERAL INFORMATION**

Campus Map . . . . .	3
Role and Scope . . . . .	5
The Board of Trustees . . . . .	9
Administration . . . . .	10
Academic Departments and Chairs . . . . .	12
Significant Dates . . . . .	15
Honorary Degrees Conferred . . . . .	17
President's Medal Recipients . . . . .	18
Program Accreditation . . . . .	19
UAB University Hospital Statistical Highlights . . . . .	24
Library Statistics 1998 . . . . .	25
Alumni Information . . . . .	26
Distinguished Alumnus Award . . . . .	26

## **STUDENT INFORMATION**

Fall Quarter 1998 Enrollment by School and Level . . . . .	29
Fall Quarter 1998 Enrollment Full-time and Part-time by Race and Sex . . . . .	30
Fall Quarter Enrollment by School 1993-1998 . . . . .	31
Fall Quarter Enrollment by Class 1993-1998 . . . . .	31
Fall Quarter Enrollment by Student Level 1969-1998 . . . . .	32
Fall Quarter Headcount Enrollment 1969-1998 (Graph) . . . . .	33
Fall Quarter Enrollment Full-time and Part-time by Sex 1985-1998 . . . . .	34
Fall Quarter Enrollment by Permanent Residence 1994-1998 . . . . .	34
Fall Quarter 1998 Enrollment Profile	
By Class . . . . .	35
Average Student Age . . . . .	35
By Permanent Residence and Level . . . . .	35
In-State Students by County Fall 1998 . . . . .	36
Credit Hour Production Fall 1998 . . . . .	37
Annual Credit Hour Production by School 1992-93 through 1997-98 . . . . .	38
Degrees Offered . . . . .	40
Total Degrees Available . . . . .	43
Degrees Awarded by School July 1, 1969 - June 30, 1998 . . . . .	44
Degrees Conferred July 1, 1969 - June 30, 1998 . . . . .	46
Required Student Fees per Quarter Fall 1998 . . . . .	47
Student Aid Funds Available 1992-93 through 1997-98 . . . . .	49
Student Life . . . . .	50
Athletic Activities . . . . .	51

## **FACULTY & STAFF**

Endowed Positions . . . . .	55
Faculty Honors . . . . .	59
Distinguished Faculty Lecturers . . . . .	61
Ellen Gregg Ingalls / National Alumni Society Award . . . . .	62

Full-time Faculty by Rank, Sex, and Tenure Status Fall 1998 . . . . .	63
Highest Degrees of Full-time Faculty by School by Rank Fall 1998 . . . . .	66
Work Force FY 1998-99 . . . . .	69
Work Force by Area, Status, and Job Category 1993-94 through 1998-99 . . . . .	70
Work Force by Area and by Status (Graphs) . . . . .	71
Full-Time Work Force and Payroll 1989 through 1998 . . . . .	72

**PHYSICAL AND FINANCIAL RESOURCES**

Building Summary . . . . .	75
New Construction and Major Renovations . . . . .	81
Space Distribution . . . . .	82
Selected Financial Highlights FY 1993-94 through FY 1997-98. . . . .	84
Revenues from Selected Sources and Total FY 1988-89 through FY 1998-99. . . . .	85
State Funding from the Educational Trust Fund As Enacted FY 1967-68 to FY 1998-99. . . . .	86
Financial Profile FY 1997-98 Actual and FY 1997-98 Budgeted. . . . .	87
Financial Operations Actual FY 1997-98 (Graph) . . . . .	88
Financial Operations Budgeted FY 1998-99 (Graph) . . . . .	89
Primary Program Expenditures for FY 1992-93 through FY 1997-98 . . . . .	90
Administrative Expenditures for FY 1992-93 through FY 1997-98 . . . . .	90
Active Grants and Contracts 1986 through 1998 . . . . .	91
Summary of Active Grants and Contracts as of September 1, 1998 . . . . .	92

## **ROLE AND SCOPE**

Adopted by the Board of Trustees October 30, 1992

Modifications Accepted February 17, 1995

### **Introduction**

The University of Alabama at Birmingham (UAB), a publicly supported institution of higher education located in Birmingham, Alabama, is one of three institutions comprising the University of Alabama System. UAB has three major academic units: Academic Affairs, the Academic Health Center, and the Graduate School. Within Academic Affairs, baccalaureate-level academic programs are offered through six schools: Arts and Humanities, Business, Education, Engineering, Natural Sciences and Mathematics, and Social and Behavioral Sciences. The Academic Health Center offers subbaccalaureate, baccalaureate, and professional instruction through six health professions schools: Dentistry, Health Related Professions, Medicine, Nursing, Optometry, and Public Health. It also provides primary, secondary, and tertiary health care through the University of Alabama Hospital and the health clinics. Postbaccalaureate graduate degree programs are offered individually and cooperatively by all of the various schools through the Graduate School. Both Academic Affairs and the Academic Health Center house a number of special centers and institutes which focus on specific research and service areas.

This Role and Scope statement is intended to identify the proper functions of UAB and to define appropriate operating limits. In reality, a very complex set of circumstances and influences, many beyond the immediate control of the institution, determines the actual nature of the University's activities at any particular time. Within the confines of this statement, however, the University sets forth a perspective regarding its development and reflecting its own philosophy, its own understanding of the needs of its many constituencies, and its own sense of history and future. This statement is organized by functional areas, with particular concern for the efficient and effective use of available resources.

### **Undergraduate Education**

Through the six schools within Academic Affairs, UAB offers a full range of undergraduate programs in liberal arts, technical, preprofessional, and professional studies. Also, the Schools of Nursing, Dentistry, and Health Related Professions provide accredited health profession instructional programs at the baccalaureate levels. Determining a proper role and scope for these levels of instruction requires the consideration of several factors including the current roles of other institutions, the nature and objectives of UAB's students, and the needs of the urban area.

UAB is the largest public institution offering four-year undergraduate instruction in the Birmingham area. As such, it offers instructional programs with an appropriately high level of academic quality.

At the lower-division level, the University shares its responsibility with the public junior and community colleges in the Birmingham area. Those institutions have open admission policies, and properly assure high school graduates an entry point to higher education. In contrast, the academic offerings of UAB must be of a quality, depth, and scope sufficient both to provide introductory-level offerings and to offer complete coverage in the major disciplines and relevant supporting areas for advanced study by upper-division students. Thus, it is appropriate that each academic department offering undergraduate instruction have a fully qualified faculty of competent instructors who are active scholars and professionals in their respective disciplines.

All higher education is based upon those studies comprising a traditional arts and sciences program. Its aims are the exposure to faculty who can challenge the effects of ignorance and parochialism and the provision of information concerning aptitudes, attitudes, and habits of mind basic to common human pursuits. Thus, UAB is obligated to offer strong arts and sciences subjects to form a foundation upon which more specialized vocational and technical programs can be constructed.

UAB's urban location and status as the senior public institution in the Birmingham area influence in important ways the scope of its baccalaureate programs. The University enrolls a highly diverse student body reflecting the heterogeneity of its urban environment. Included are students from many age brackets, educational backgrounds, and ethnic groups, many of whom also are employed while seeking new or improved career training and qualifications. The major components of the Birmingham economy have particular requirements for trained manpower in business, technology, and the professions. Accordingly, undergraduate programs must be adequate in scope and quality to provide support for the economic and professional development of Birmingham and the state.

Because of its location within a highly developed cultural, industrial, and economic center and because of its nationally recognized academic health center, the University is the natural setting in the state for a broad range of technical and professional training programs, including business, engineering, education, and all health-related disciplines. It is appropriate, therefore, that the overall quality and range of subdisciplines offered be fully developed, and that, where indicated, programs be multidisciplinary and mutually supportive. At the same time, students preparing for careers in these areas must be provided a core of knowledge in the liberal arts sufficient in scope and quality for them to be fully educated in the true sense and to be prepared to deal with the normative and ethical dimensions of their professions.

In support of its various academic programs, UAB is committed to a program of services and nonclassroom (nontraditional) educational experiences which enhance its students' total development. These may include social, cultural, and recreational programs and opportunities for learning experiences.

### **Health Professions Training**

The Academic Health Center has achieved a position of national prominence as a center for the training of health professionals in Medicine, Dentistry, Optometry, Nursing, Health Related Professions, and Public Health. Each of its six schools offers a comprehensive range of programs from basic preparation to sophisticated graduate and specialty training. The Schools of Dentistry and Public Health are the only such schools in the state, and the School of Optometry is the only such public facility in the Southeast. The exceptional quality of all of its programs enables the Academic Health Center to attract substantial amounts of external funding in support of its educational, research, and service activities. Because of this level of development, the Academic Health Center serves as a regional and national health professionals resource.

The Academic Health Center has the primary role in meeting the state's health professional needs. It establishes an appropriate reference point from which to determine the desirable growth limits of other state-supported education in the health professions. To ensure the most efficient use of public resources, the University assists the state in evaluating its health professional needs and in developing the best means of meeting those needs. Where appropriate and consistent with the maintenance of quality, UAB endeavors to extend its educational resources through such cooperative mechanisms as remote professional residency programs and outreach programs with practicing health professionals.

## **Graduate Education**

Postbaccalaureate graduate programs are offered through the Graduate School. Graduate education transcends the presentation and assimilation of existing knowledge and specifically trains individuals for involvement in generating new knowledge through research and creative thinking.

As is the case for undergraduate education, the University also considers a variety of factors in determining the proper role and scope for its graduate programs. These factors include the responsibility of the University to take full advantage of its academic health center, the large and diverse nature of its urban constituency, the national reputation of its biomedical programs, the particular circumstances related to serving students from many backgrounds, the needs of the community which it serves, and the need to train highly qualified scholars for faculty positions.

The large number of place-bound individuals seeking graduate-level instruction for career qualification and advancement, the community's need for individuals with advanced training, and the institution's need to support undergraduate and professional student instruction mandate that the institution develop strong programs in the health professions, business, education, engineering, urban affairs, and public administration. Further, UAB's national prominence in biomedical research requires that it develop strong graduate programs in the natural, social, and behavioral sciences and in interdisciplinary fields such as nutrition, public health, health education, biomedical engineering, education for the physically and mentally handicapped (special education), medical psychology, and neurosciences. As an urban university, UAB is an appropriate setting for the development of outstanding programs in a variety of disciplines such as economics, the social sciences, and applied fields such as criminal justice, public administration, and social work.

## **Research**

Strong educational programs include research activities of the highest quality. It is, therefore, appropriate that the University emphasize the roles of both basic and applied research. The national prominence of UAB in research dictates continuing major participation by each academic unit and specialized center.

The urban setting of the University necessitates the development of research programs responsive to the city's economic, social, and cultural needs. At the same time, responsibilities to the state and region for programs such as public health and nutrition demand similar development. The research role requires implementation of special aspects of UAB's instruction and service responsibilities.

## **Health Care**

The Academic Health Center serves as the state's principal tertiary health-care provider, as an ultimate referral center for Alabama patients, and as a referral center for persons from across the nation who need sophisticated clinical services. UAB has attained national prominence through its many centers such as those for cardiovascular disorders, cancer, dental abnormalities, arthritis, diabetes, and disorders of the brain and nervous system.

As a part of the Academic Health Center, the University Hospital plays a prominent role in the training of health professionals. It also serves a wide spectrum of patients, including many who are indigent.

Academic Health Center units provide specialized health care for the citizens of Alabama while carrying out their mandates to develop new ideas and techniques, to treat health-related problems, and to educate health-care professionals.

### **Continuing Education**

As the senior public institution located in the major urban area of the state, UAB has a special commitment to develop and maintain comprehensive programs of continuing education. More individuals outside the traditional 18- to 24-year age range are re-entering education, pursuing "lifelong learning" for many different purposes by means of: (1) completion of degree programs; (2) self-improvement in skills, understanding, and intellectual enlightenment; (3) vocational change or improvement (including certificate programs); and (4) professional continuing education.

UAB offers continuing education opportunities of a quality and diversity consistent with the other programs of the University. The resources of UAB mandate its primary role in the implementation of comprehensive continuing education programs in the Birmingham geographic area.

### **Service**

A major theme permeating all the activities of a comprehensive university is service to the public. Because of its location and its strengths, UAB's service activities focus on the problems confronting the urban area and the health needs of the state and region.

### **Summary**

The University of Alabama at Birmingham, located in the state's principal urban area, is the senior public institution serving Alabama's economic, industrial, and cultural center. Its programs and services in the health professions and in health care are preeminent in the state, and it is a regional and national resource in health-related research, training, and service. UAB's Academic Health Center and Academic Affairs units are interdependent and mutually supportive, together providing a unique resource for this state and region. The corollary is that the University must maintain the basic quality of all its programs and activities at a level consistent with its mission. At the same time, areas of special competence which emerge from its urban setting and health focus shape the ways in which the institution best serves Birmingham, the state, and the nation.



**THE BOARD OF TRUSTEES OF  
THE UNIVERSITY OF ALABAMA**

*Updated July 9, 1999*

The Honorable Don Siegelman  
Governor of Alabama  
President ex officio

Dr. Ed Richardson  
State Superintendent of Education  
Ex officio

**TRUSTEES  
(by Congressional district)**

First:	Oliver H. Delchamps, Jr., Fairhope Vacant	Fifth:	Peter L. Lowe, Huntsville Olin B. King, Huntsville
Second:	Joseph L. Fine, Montgomery Richard L. Holmes, Montgomery	Sixth:	Frank H. Bromberg, Jr., Birmingham Garry Neil Drummond, Birmingham John J. McMahon, Jr., Birmingham
Third:	Cleophus Thomas, Jr., Anniston John Russell Thomas, Alexander City	Seventh:	John H. England, Jr., Tuscaloosa Sandra Hullett, Eutaw
Fourth:	Sidney L. McDonald, Arab (President <u>pro tempore</u> ) Vacant		

**TRUSTEES EMERITI**

T. Massey Bedsole, Mobile  
Winton M. Blount, Montgomery  
John A. Caddell, Decatur  
Jack Edwards, Mobile  
Thomas S. Lawson, Montgomery  
James D. Loftin, Sr., Dothan  
Daniel T. McCall, Jr., Mobile  
William H. Mitchell, Florence  
John T. Oliver, Jr., Jasper  
Martha Simms Rambo, Huntsville  
Thomas E. Rast, Birmingham  
Yetta G. Samford, Jr., Opelika  
George S. Shirley, Tuscaloosa  
Maury D. Smith, Montgomery  
Ernest G. Williams, Tuscaloosa  
Cordell Wynn, Tuscaloosa

\*\*\*\*\*

Chancellor: Thomas C. Meredith

Secretary to the Board: John B. Hicks

General Counsel: C. Glenn Powell

## **UAB CENTRAL ADMINISTRATION**

President	Dr. W. Ann Reynolds
Director and Chief Executive Officer, UAB Health System	David J. Fine
Vice President for Student Affairs	Dr. Virginia D. Gauld
Vice President for Information Technology	Dr. Clair W. Goldsmith
Vice President for Planning and Information Management	Dr. John M. Lyons
Vice President for Development, Alumni and External Relations	Dr. Shirley Salloway Kahn
Vice President for Financial Affairs and Administration	Richard L. Margison
Provost	Dr. Peter V. O'Neil

**UAB ADMINISTRATION**  
***(Updated 10/7/99)***

<u><b>Unit/School (Date of Establishment)</b></u>	<u><b>Dean/Administrator</b></u>
Arts and Humanities (1973)	Bert Brouwer, M.F.A., Interim Dean
Business (1971)	Robert E. Holmes, Ph.D., Dean
Dentistry (1945)	Mary Lynne Capilouto, D.M.D., Dean
Education (1971)	Michael J. Froning, Ed.D., Interim Dean
Engineering (1971)	Stephen Szygenda, Ph.D., Dean
Health Related Professions (1969)	C. Michael Brooks, Ph.D., Interim Dean
Medicine (1945*)	William B. Deal, M.D., Dean
Natural Sciences and Mathematics (1973)	James B. McClintock, Ph.D., Dean
Nursing (1967*)	Rachel Z. Booth, Ph.D., Dean
Optometry (1969)	Arol Augsburg, O.D., Dean
Public Health (1981)	Eli I. Capilouto, D.M.D., M.P.H., Sc.D., Dean
Social and Behavioral Sciences (1973)	Tennant S. McWilliams, Ph.D., Dean
Graduate School (1970)	Joan F. Lorden, Ph.D., Dean
UAB University Hospital (1945)	Martin C. Nowak, Executive Director Scott E. Buchalter, M.D., Chief of Staff

\* Moved to Birmingham from Tuscaloosa.

## UAB ACADEMIC DEPARTMENTS AND CHAIRS

### **School of Arts and Humanities**

Art and Art History  
Communication Studies  
English  
Foreign Languages and Literatures  
Music  
Philosophy  
Theatre

### **Chair**

Bert Brouwer, M.F.A.  
Marcus Hickson, Ph.D.  
Leland S. Person, Ph.D.  
Dellita Martin-Ogunsola, Ph.D.  
Henry Panion, III, Ph.D.  
George A. Graham, Ph.D.  
H. Langdon Reynolds, M.F.A.

### **School of Business**

Accounting and Information Systems  
Management, Marketing and Industrial Distribution  
Finance, Economics, and Quantitative Methods

### **Chair**

Lowell S. Broom, D.B.A.  
Michael R. Bowers, Ph.D.  
Richard M. Burns, Ph.D.

### **School of Dentistry**

Biomaterials  
Diagnostic Sciences  
Endodontics  
Oral and Maxillofacial Surgery  
Oral Biology  
Orthodontics  
Pediatric Dentistry  
Periodontics  
Restorative Dentistry

### **Chair**

William R. Lacefield, M.S., Ph.D., Acting  
Ken R. Tilashalski, D.M.D., Acting  
John C. Mills, D.M.D., M.A.  
Peter D. Waite, M.P.H., D.D.S., M.D.  
Marjorie K. Jeffcoat, D.M.D., Interim  
P. Lionel Sadowsky, D.M.D., B.D.S., M.Dent.  
John B. Thornton, D.M.D., Interim  
Marjorie K. Jeffcoat, D.M.D.  
Jean O'Neal, D.M.D.

### **School of Education**

Curriculum and Instruction  
Human Studies  
Leadership, Special Education and Foundations

### **Chair**

Joseph C. Burns, Ed.D.  
David M. Macrina, Ph.D.  
W. Boyd Rogan, Ed.D.

### **School of Engineering**

Biomedical Engineering  
Civil and Environmental Engineering  
Electrical and Computer Engineering  
Materials and Mechanical Engineering

### **Chair**

Linda Lucas, Ph.D.  
Fouad H. Fouad, Ph.D.  
Gregg L. Vaughn, Ph.D.  
Krishan Chawla, Ph.D., Interim

## **UAB ACADEMIC DEPARTMENTS AND CHAIRS (CONTINUED)**

### **School of Health Related Professions**

Critical and Diagnostic Care  
Health Services Administration  
Nutrition Sciences\*  
Rehabilitation Sciences

### **Chair**

Randal H. Robertson, Ph.D.  
S. Robert Hernandez, Ph.D.  
Roland L. Weinsier, M.D., Dr.P.H.  
Larry E. Adams, Ph.D.

### **Joint Health Sciences**

Biochemistry and Molecular Genetics  
Cell Biology  
Comparative Medicine  
Microbiology  
Neurobiology  
Nutrition Sciences\*  
Pathology  
Pharmacology and Toxicology  
Physiology and Biophysics

### **Chair**

Jeffrey Engler, Ph.D., Interim  
Richard B. Marchase, Ph.D.  
Philip Wood, D.V.M., Ph.D., Interim  
Suzanne M. Michalek, Ph.D., Interim  
Michael Friedlander, Ph.D.  
Roland L. Weinsier, M.D., Dr.P.H.  
Jay M. McDonald, M.D.  
Robert B. Diasio, M.D.  
Dale J. Benos, Ph.D.

### **School of Medicine**

Anesthesiology  
Dermatology  
Emergency Medicine  
Family and Community Medicine  
Human Genetics  
Medicine  
Neurology  
Obstetrics and Gynecology  
Ophthalmology  
Pediatrics  
Physical Medicine and Rehabilitation  
Psychiatry and Behavioral Neurobiology  
Radiation Oncology  
Radiology  
Surgery

### **Chair**

David G. Chestnut, M.D.  
Craig A. Elmets, M.D.  
Thomas E. Terndrup, M.D.  
T. Michael Harrington, M.D.  
Andrew J. Carroll, Ph.D., Interim  
William J. Koopman, M.D.  
John N. Whitaker, M.D.  
Robert L. Goldenberg, M.D.  
Lanning B. Kline, M.D.  
Sergio B. Stagno, M.D.  
Amie B. Jackson, M.D.  
Robert O. Friedel, M.D.  
James A. Bonner, M.D.  
Robert J. Stanley, M.D.  
Kirby I. Bland, M.D.

### **School of Natural Sciences and Mathematics**

Biology  
Chemistry  
Computer and Information Sciences  
Mathematics  
Physics

### **Chair**

Daniel D. Jones, Ph.D.  
Larry K. Krannich, Ph.D.  
Warren T. Jones, Ph.D.  
Roger T. Lewis, Ph.D.  
David L. Shealy, Ph.D.

\* Joint with the Schools of Dentistry, Health Related Professions, and Medicine.

## **UAB ACADEMIC DEPARTMENTS AND CHAIRS (CONTINUED)**

### **School of Nursing**

Undergraduate Studies  
Graduate Studies

### **Associate Dean**

Rachel Z. Booth, Ph.D., Interim  
Lynda Harrison, Ph.D.

### **School of Optometry**

Optometry  
Physiological Optics

### **Chair**

John F. Amos, O.D.  
Lawrence E. Mays, Ph.D.

### **School of Public Health**

Biostatistics  
Environmental Health Sciences  
Epidemiology and International Health  
Health Behavior  
Health Care Organization and Policy  
Maternal and Child Health

### **Chair**

Charles Katholi, Ph.D., Interim  
Kent Oestenstad, Ph.D., Interim  
H. Michael Maetz, D.V.M.  
James M. Raczynski, Ph.D.  
Peter M. Ginter, Ph.D.  
Greg R. Alexander, R.S., M.P.H., Sc.D.

### **School of Social and Behavioral Sciences**

Anthropology  
Government and Public Service  
History  
Justice Sciences  
Psychology  
Sociology

### **Chair**

Brian C. Hesse, Ph.D.  
Bobby M. Wilson, Ph.D., Interim  
Raymond A. Mohl, Ph.D.  
Brent L. Smith, Ph.D.  
Carl E. McFarland, Jr., Ph.D.  
William C. Cockerham, Ph.D.

## **SIGNIFICANT UAB DATES**

- 1821 - Board of Trustees of the University of Alabama created by the General Assembly
- 1936 - Extension Center of the University of Alabama opened in Birmingham
- 1945 - School of Medicine moved from Tuscaloosa to Birmingham and became a four-year school
- 1945 - Jefferson and Hillman Hospitals combined to serve as the teaching hospital for the School of Medicine
- 1948 - School of Dentistry, with Dr. Joseph F. Volker as dean, enrolled its first class
- 1955 - First Ph.D. earned on the Birmingham campus
- 1958 - Campus expansion began with acquisition of approximately 8.5 blocks (60 acres) from the Birmingham Housing Authority
- 1966 - Extension Center in Birmingham became the University of Alabama in Birmingham, one of three campuses of the University of Alabama
- 1966 - College of General Studies established
- 1966 - School of Health Services Administration established
- 1967 - School of Nursing moved from Tuscaloosa to Birmingham
- 1969 - UAB became an autonomous campus with Dr. Joseph F. Volker as its first president
- 1969 - School of Community and Allied Health Resources established by the Alabama Legislature and Regional Technical Institute established for health occupations training
- 1969 - School of Optometry established
- 1970 - Graduate School established
- 1970 - First degrees awarded by UAB
- 1971 - College of General Studies reorganized as University College with Schools of Business, Education, Engineering, and Arts and Sciences
- 1973 - School of Arts and Sciences restructured into Schools of Humanities, Natural Sciences and Mathematics, and Social and Behavioral Sciences
- 1975 - Funds appropriated by Legislature for the purchase of approximately 30 blocks (140 acres) of Urban Renewal lands for UAB expansion
- 1976 - Dr. Joseph F. Volker appointed first chancellor of the University of Alabama System
- 1977 - Dr. S. Richardson Hill, Jr. named second president

## **SIGNIFICANT UAB DATES (CONTINUED)**

- 1981 - School of Public Health established
- 1984 - University of Alabama in Birmingham became University of Alabama at Birmingham
- 1987 - Dr. Charles A. McCallum named third president
- 1987 - School of Community and Allied Health became School of Health Related Professions
- 1988 - School of Humanities became School of Arts and Humanities
- 1989 - UAB exceeded \$100 million in active grants and contracts
- 1989 - Use of the designation "University College" discontinued
- 1990 - 50,000th degree awarded by UAB
- 1992 - UAB's outpatient services moved to the newly constructed Kirklin Clinic
- 1993 - Dr. J. Claude Bennett named fourth president
- 1994 - UAB acquired Walker College, which became known as UAB Walker College
- 1994-95 - Certificate-level, junior college linkage programs (Regional Technical Institute) in the School of Health Related Professions phased out
- 1995 - Academic units reorganized under provost
- 1995 - UAB Health System established
- 1995 - UAB exceeded \$200 million in active grants and contracts
- 1996 - Mr. Paul Hardin named interim president
- 1996 - Dr. W. Ann Reynolds named fifth president
- 1998 - Relationship terminated between UAB and UAB Walker College



## HONORARY UAB DEGREES CONFERRED

<u>Name</u>	<u>Date Conferred*</u>	<u>Degree</u>
Champ Lyons	October 1, 1965	Doctor of Science
Tinsley Randolph Harrison	October 1, 1965	Doctor of Science
Walter Bouldin	August 29, 1966	Doctor of Laws
Matthew Francis McNulty, Jr.	August 22, 1969	Doctor of Science
Ruth Lawson Hanson	August 22, 1969	Doctor of Humanities
Joseph F. Volker	June 6, 1970	Doctor of Science
Bengt E. Gustafson	June 5, 1971	Doctor of Science
John A. Hand	June 5, 1971	Doctor of Laws
John Edward Meyer	June 4, 1972	Doctor of Humanities
Virginia Baxley	June 4, 1972	Master of Arts
Clyde Guss Cox	August 27, 1972	Master of Arts
Joseph Smolian	August 27, 1972	Doctor of Humanities
Clarence A. Hanson	June 9, 1974	Doctor of Literature
Samuel Richardson Hill, Jr.	June 9, 1975	Doctor of Science
Charles Alexander McCallum	June 9, 1975	Doctor of Science
Arthur Davis Shores	June 9, 1975	Doctor of Humanities
Robert Hugh Daniel	June 5, 1977	Doctor of Laws
William Paul Brann	June 5, 1977	Doctor of Laws
William Micajah Spencer	June 5, 1977	Doctor of Humanities
George W. Campbell	June 5, 1977	Doctor of Laws
Julia Walker Russell	June 5, 1977	Doctor of Humane Letters
Henry Poellnitz Johnston	June 4, 1978	Doctor of Humanities
George Moor Rust	June 4, 1978	Doctor of Science
Hall Williams Thompson	June 4, 1978	Doctor of Laws
John W. Kirklin	June 4, 1978	Doctor of Science
Margaret Spain McDonald	June 4, 1978	Doctor of Humanities
Samuel Booth Barker	June 3, 1979	Doctor of Science
Emil Carl Hess	June 3, 1979	Doctor of Humanities
William Hansell Hulsey	June 3, 1979	Doctor of Humanities
Kenneth Rule Daniel	June 8, 1980	Doctor of Science
William James Rushton	June 8, 1980	Doctor of Laws
Frank Park Samford	June 8, 1980	Doctor of Laws
Emmett Bryan Carmichael	June 7, 1981	Doctor of Science
Frederick W. Conner	June 7, 1981	Doctor of Humanities
Robert M. Frank	June 7, 1981	Doctor of Science
John S. Jemison, Jr.	June 7, 1981	Doctor of Laws
Howard Lamar Holley	June 6, 1982	Doctor of Science
A. Edward Maumenee	June 6, 1982	Doctor of Science
John S. Shaw, Jr.	June 6, 1982	Doctor of Laws
Joseph McConnell Farley	June 5, 1983	Doctor of Laws
J. Garber Galbraith	June 5, 1983	Doctor of Science
Charles W. Ireland	June 5, 1983	Doctor of Laws
Fuller Earle Callaway, Jr.	June 3, 1984	Doctor of Science
Thomas Kermit Hearn, Jr.	June 3, 1984	Doctor of Humanities
James Coleman Lee, Jr.	June 3, 1984	Doctor of Laws
James Allen Pittman, Jr.	June 3, 1984	Doctor of Science
Leonard Robinson	June 3, 1984	Doctor of Science
Jack J. Dreyfus	June 2, 1985	Doctor of Laws
Frederick Chapman Robbins	June 2, 1985	Doctor of Laws

\*Honorary degrees conferred prior to 1970 were conferred at the University of Alabama, Tuscaloosa.

## HONORARY UAB DEGREES CONFERRED (CONTINUED)

<u>Name</u>	<u>Date Conferred*</u>	<u>Degree</u>
Henry C. Goodrich	June 8, 1986	Doctor of Laws
Jack Dobbs McSpadden	June 8, 1986	Doctor of Laws
William F. Edmonds	June 8, 1986	Doctor of Science
W. Houston Blount	June 7, 1987	Doctor of Laws
Crawford T. Johnson, III	June 7, 1987	Doctor of Laws
Joseph S. Bruno	June 5, 1988	Doctor of Laws
Eugene C. Gwaltney	June 5, 1988	Doctor of Laws
Charles B. Webb, Jr.	June 5, 1988	Doctor of Laws
Glenn Ireland, II	June 4, 1989	Doctor of Laws
William M. Spencer, III	June 4, 1989	Doctor of Laws
Clifton R. Wharton, Jr.	June 4, 1989	Doctor of Humane Letters
Katharine Reynolds Ireland	June 3, 1990	Doctor of Humanities
Charles C. Marks	June 3, 1990	Doctor of Laws
Louis J. Willie	June 3, 1990	Doctor of Laws
Wallace R. Bunn	June 2, 1991	Doctor of Laws
William R. Ireland	June 2, 1991	Doctor of Laws
Thomas E. Rast	June 2, 1991	Doctor of Laws
J. Claude Bennett	June 7, 1992	Doctor of Science
Virginia Van der Veer Hamilton	June 7, 1992	Doctor of Letters
Carolyn Reid-Wallace	June 7, 1992	Doctor of Humane Letters
Richard Arrington, Jr.	June 6, 1993	Doctor of Science
Arnold G. Diethelm	June 6, 1993	Doctor of Science
John R. Durant	June 6, 1993	Doctor of Science
H. Brandt Ayers	June 5, 1994	Doctor of Humane Letters
George D. Lundberg	June 5, 1994	Doctor of Science
Wallace D. Malone, Jr.	June 4, 1995	Doctor of Laws
James Rachels	June 4, 1995	Doctor of Humane Letters
Alys Robinson Stephens	June 4, 1995	Doctor of Humanities
Elmer B. Harris	June 2, 1996	Doctor of Laws
Stevie Wonder	June 2, 1996	Doctor of Music
John W. Woods	June 2, 1996	Doctor of Laws
Don Logan	June 8, 1997	Doctor of Humane Letters
Sam C. Pointer, Jr.	June 8, 1997	Doctor of Laws
James H. Woodward	June 8, 1997	Doctor of Laws
John J. McMahon, Jr.	June 7, 1998	Doctor of Laws
Eric F. Wieschaus	June 7, 1998	Doctor of Science
Lord Trevor Smith	December 6, 1998	Doctor of Humane Letters

## PRESIDENT'S MEDAL RECIPIENTS

1985 - J. Durwood Bradley, M.D.	1992 - Juan M. Navia, Ph.D.
1986 - B. Gene Bartow, Janet Redman Hill	1993 - Albert F. LoBuglio, M.D.
1987 - Peter Garthwaite Smith	1994 - Aaron L. Lamar, Jr., Ed.D.
1988 - Max D. Cooper, M.D.	1995 - George N. Mickwee
1989 - James Hatcher	1996 - William A. Sibley, Ph.D.
1990 - Fred W. Sington	1997 - Linda Flaherty-Goldsmith
1991 - Samuel Booth Barker, Ph.D.	1998 - Odessa Woolfolk

## UAB PROGRAM ACCREDITATION

<b><u>Programs Eligible for Accreditation</u></b>	<b><u>Year Program Started</u></b>	<b><u>Most Recent Accreditation</u></b>	<b><u>Accreditation Agency</u></b>
UAB	1969	1994	Southern Association of Colleges and Schools
GRADUATE SCHOOL	1970 (as UAB)		Member of Council of Graduate Schools in the United States
SCHOOL OF ARTS AND HUMANITIES			
Art	1972	1992	National Association of Schools of Art and Design
Music	1982	1992	National Association of Schools of Music
SCHOOL OF BUSINESS	1969	1987	American Assembly of Collegiate Schools of Business
Accounting			
Baccalaureate Level	1969	1987	American Assembly of Collegiate Schools of Business
Master's Level	1982	1987	
SCHOOL OF DENTISTRY	1948	1993	American Dental Association Commission on Accreditation (ADA)
All Specialty Programs:		1993	ADA Commission on Accreditation
Endodontics	1956	1993	
Maxillofacial Prosthodontics	1973	1993	
Oral and Maxillofacial Surgery	1949	1994	
Orthodontics	1952	1993	
Pediatric Dentistry	1951	1993	
Periodontics	1956	1993	
Prosthodontics	1955	1993	
General Practice Residency	1977	1993	ADA Commission on Accreditation
Advanced Ed. General Dentistry	1990	1993	ADA Commission on Accreditation
SCHOOL OF EDUCATION	1969	1995	National Council for Accreditation of Teacher Education
		1995	State Board of Education
Art Education	1972	1992	National Association of Schools of Art and Design
Music Education	1984	1992	National Association of Schools of Music
Rehabilitation Counseling	1980	1996	Council on Rehabilitation Education

## UAB PROGRAM ACCREDITATION (CONTINUED)

<u>Programs Eligible for Accreditation</u>	<u>Year Program Started</u>	<u>Most Recent Accreditation</u>	<u>Accreditation Agency</u>
SCHOOL OF ENGINEERING Baccalaureate Level	1969	1995	Accreditation Board for Engineering and Technology
<u>SCHOOL OF HEALTH RELATED PROFESSIONS</u>			
<u>Critical and Diagnostic Care Department</u>			
Cytotechnology	1963	1995	Cytotechnology Programs Review Committee, American Society of Cytopathology, Commission on Accreditation of Allied Health Education Programs of the American Medical Association (CAAHEP)
Medical Technology	1945	1997	National Accrediting Agency for Clinical Laboratory Sciences
Nuclear Medicine Technology	1969	1997	Joint Review Committee on Educational Programs in NMT, Department of Education
Nurse Anesthesia	1946	1994	Council on Accreditation of Nurse Anesthesia Educational Programs
Radiation Therapist	1982	1998	Joint Review Committee on Education in Radiologic Technology
Radiography	1944	1996	Joint Review Committee on Education in Radiologic Technology
Respiratory Therapist	1973	1995	Joint Review Committee for Respiratory Therapy Education, CAAHEP
Surgical Physician Assistant	1967	1996	Joint Review Committee on Educational Programs for Physician Assistants, CAAHEP
<u>Health Services Administration Department</u>			
Health Administration	1965	1994	Accrediting Commission on Education for Health Services Administration
Health Information Management Baccalaureate Level	1972	1992	Council on Accreditation of the American Health Information Management Association, CAAHEP
<u>Nutrition Sciences Department</u>			
Dietetic Internship	1963	1998	American Dietetic Association

## UAB PROGRAM ACCREDITATION (CONTINUED)

<u>Programs Eligible for Accreditation</u>	<u>Year Program Started</u>	<u>Most Recent Accreditation</u>	<u>Accreditation Agency</u>
<u>Rehabilitation Sciences Department</u>			
Occupational Therapy	1968	1997	Accreditation Committee of the American Occupational Therapy Association, CAAHEP
Physical Therapy	1975	1992	American Physical Therapy Association
Speech and Hearing Program	1948	1997	American Board of Examiners in Audiology and Speech/ Language Pathology
UNIVERSITY OF ALABAMA SCHOOL OF MEDICINE			
	1945	1998	Liaison Committee on Medical Education
Including:			
School of Medicine - Birmingham			
School of Primary Medical Care - Huntsville			
College of Community Health Sciences - Tuscaloosa			
Division of Continuing Medical Education		1994	AMA Accreditation Council for Continuing Medical Education
UAB University Hospital		1997	Joint Commission on Accreditation of Healthcare Organizations
		1996	Accreditation Council on Graduate Medical Education (ACGME)
SCHOOL OF NATURAL SCIENCES AND MATHEMATICS			
Chemistry	1969	1994	American Chemical Society
SCHOOL OF NURSING			
	1950	1992	National League for Nursing
SCHOOL OF OPTOMETRY			
Professional Program (O.D.)	1969	1995	American Optometric Association Council on Optometric Education
Residency programs:			
Contact Lenses	1980	1995	American Optometric Association Council on Optometric Education
Family Practice Optometry	1978	1996	
Geriatric and Rehabilitative Optometry	1982	1997	

## UAB PROGRAM ACCREDITATION (CONTINUED)

<b><u>Programs Eligible for Accreditation</u></b>	<b><u>Year Program Started</u></b>	<b><u>Most Recent Accreditation</u></b>	<b><u>Accreditation Agency</u></b>
Hospital-Based Optometry	1979	1997	
Ocular Disease	1991	1993	
Atlanta	1983	1993	
Florida	1991	1993	
Pediatric Optometry	1986	1993	
SCHOOL OF PUBLIC HEALTH		1995	Council on Education for Public Health
M.P.H. Program	1966		
M.S.P.H. Program	1979		
Dr.P.H. Program	1979		
Ph.D. Program	1985		
M.S.P.H. (Industrial Hygiene)	1979	1998	Related Accreditation Commission, Accreditation Board of Engineering and Technology
SCHOOL OF SOCIAL AND BEHAVIORAL SCIENCES			
Medical Psychology	1980	1996	American Psychological Association
Public Administration (M.P.A.)	1978	1995	National Association of Schools of Public Affairs and Administration
Social Work	1976	1993	Council on Social Work Education

## UAB UNIVERSITY HOSPITAL STATISTICAL HIGHLIGHTS

<u>Patient Origin<sup>1,2</sup></u>	<u>1996-97</u>	<u>Percent of Total</u>	<u>1997-98</u>	<u>Percent of Total</u>
Jefferson County	17,421	46%	17,457	45%
Other Alabama Counties	17,085	45%	18,050	47%
Out of State	3,319	9%	3,273	8%
		<u>1996-97</u>	<u>1997-98</u>	
<b><u>Patient Information</u></b>				
Discharges <sup>2</sup>		37,825	38,780	
Babies Delivered		3,134	3,203	
Total Inpatient Days of Care (Discharge Days) <sup>2</sup>		222,562	234,062	
Emergency Department Visits		40,420	41,762	
Daily Average Number of Patients <sup>2</sup>		610	641	
Average Length of Patient Stay <sup>2</sup>		5.88 days	6.04 days	
Average Percentage of Occupancy <sup>3</sup>		69.1%	71.9%	
Average Beds in Service <sup>4</sup>		803	813	
Beds in Service, End-of-Year		812	815	
<b><u>Financial Information</u></b>				
Salaries and Benefits		\$203,554,000	\$228,346,000	
Total Expenses <sup>5</sup>		\$517,570,000	\$573,427,000	
Average Daily Expenses		\$1,418,000	\$1,571,000	

<sup>1</sup> Based on discharges, which may vary from admissions during a year.

<sup>2</sup> Excludes OB One Day and Well Babies.

<sup>3</sup> Occupancy percentage calculation includes 79 sick baby bassinets.

<sup>4</sup> The UAB University Hospital is currently licensed for 908 beds.

<sup>5</sup> Includes transfers for depreciation and interest.

Note: Previous UAB University Hospital Statistical Highlights were based primarily on admissions. However, the Hospital's internal reporting is based primarily on discharges. Therefore, data for 1996-97 and 1997-98 reflect discharge statistics and are not compatible with information previously published.

Source: UAB University Hospital Financial Management; financial information from audited financial statements

## UAB LIBRARY STATISTICS 1998

	<u>Mervyn H. Sterne Library</u>	<u>Lister Hill Library of the Health Sciences</u>	<u>Historical Collections</u>	
			<u>Reynolds Museum</u>	<u>Archives</u>
Volumes	1,312,099	322,290	7,276	3,000
Titles	625,000 (estimated)	90,647	7,164	NA
Current Periodical Subscriptions	2,461	2,360	2	1
Archival Collections				
University Records Series	NA	NA	NA	184
Manuscript Collections	NA	NA	12	79
Employees				
Professional	16.20	21.00	2	2
Technical/Clerical	39.50	34.50	1	1
Student Assistants	19.55	8.64	0	1
Total Library Operating Expenditures	\$4,412,044	\$3,749,362	\$157,000	\$125,600
Library Physical Facilities				
Net Assignable Area (square feet)	154,000	76,719	10,752	5,445
Shelving Capacity (linear feet)	190,212	51,441	960	3,252
Seating Capacity	1,100	801	112	45
Total Hours Open per Week	86 (7-day period)	90.5 (7-day period)	45	45
Classification System	Library of Congress	National Library of Medicine Library of Congress (for nonmedical)		

\*Excludes shelving at the West Pavilion Library (LHL satellite) at UAB University Hospital.

Source: Library Directors



## ALUMNI INFORMATION

UAB has granted over 75,000 degrees since becoming an autonomous campus within the University of Alabama System in 1969. Graduates of UAB are encouraged to participate in organized alumni activities and to support the University through alumni associations affiliated with the professional schools and through the UAB National Alumni Society, which represents all graduates of UAB. The alumni associations, including the UAB National Alumni Society, are supported by annual membership dues while alumni gifts are used to enhance the work of the University's schools, departments, and programs.

In fiscal year 1997-98, nearly 5,000 UAB alumni provided gifts and other forms of alumni support totaling more than \$1,000,000. For the past 10 years, alumni giving totals approximately \$8.7 million. With more than 3,500 current active members, the UAB National Alumni Society is the largest alumni organization representing UAB graduates. Governed by an elected Board of Directors, the UAB National Alumni Society sponsors a number of activities and programs which are designed to appeal to graduates and which ultimately promote the welfare and excellence of UAB.

Graduates of all schools are eligible to join the UAB National Alumni Society and to receive the privileges of active membership. These privileges include use of Mervyn H. Sterne and Lister Hill Libraries; free career counseling; discounts on season tickets to UAB sporting events; free admission to the UAB Film Series; discounts on University Bookstore's regularly priced promotional merchandise; use of the UAB gymnasium; a visitor parking pass; a subscription to *UAB Magazine*; and advance notice of alumni activities, trips, and lectures.

The Society supports merit scholarship programs for students, including those provided by the Joseph F. Volker Endowment, as well as scholarships made possible by the sale of UAB license plates. The Society also awards grants to the various units and UAB programs including the Mervyn H. Sterne Library, Lister Hill Library, UAB Athletic Department, UAB Ambassadors, Interfraternity and Panhellenic Councils, Student Leadership Conference, Outstanding Advisor Award, and others.

Source: Office of Alumni Affairs

### DISTINGUISHED ALUMNUS AWARD

1991 - Lawrence J. DeLucas, O.D., Ph.D.

1992 - Richard M. Scrushy

1993 - Helene Griffin Robertson

1994 - William L. Roper, M.D., M.P.H.

1995 - James H. Woodward, Ph.D.

1996 - Kenneth L. Jackson

1997 - Charles A. McCallum, D.M.D., M.D.

1998 - Martha Warren Bidez, Ph.D.

**UAB FALL QUARTER 1998 ENROLLMENT  
BY SCHOOL AND LEVEL**

<u>School</u>	<u>Under-graduate</u>	<u>Graduate</u>	<u>First Prof.</u>	<u>Advanced Prof.</u>	<u>Total</u>
Arts and Humanities	800	32			832
Business*	1,626	379			2,005
Dentistry		4	224	83	311
Education**	1,057	707			1,764
Engineering	533	151			684
Health Related Professions*	366	469			835
Joint Health Sciences		348			348
Medicine	65		622	861	1,548
Natural Sciences and Mathematics	1,064	151			1,215
Nursing	237	324			561
Optometry		12	156	16	184
Public Health		384			384
Social and Behavioral Sciences	1,563	181			1,744
Unclassified	<u>3,122</u>	<u>479</u>			<u>3,601</u>
<b>TOTAL</b>	<b>10,433</b>	<b>3,621</b>	<b>1,002</b>	<b>960</b>	<b>16,016</b>

\*Included in the School of Health Related Professions graduate count are 26 students enrolled in the Administration Health Services program offered jointly by the School of Business and the School of Health Related Professions.

\*\*Does not include 108 master's-level students enrolled in Israel.

Source: UAB Headcount Enrollment Report, Fall Quarter 1998-99

**UAB FALL QUARTER 1998 ENROLLMENT  
FULL-TIME AND PART-TIME BY RACE AND SEX**

	Non-Resident Alien		Black		Amer. Indian		Asian or Pacific Islander		Hispanic		White		Unknown		Total	Total	Total
	Male	Female	Male	Female	Male	Female	Male	Female	Male	Female	Male	Female	Male	Female	Male	Female	
<b>FULL-TIME STUDENTS</b>																	
Undergraduate	126	87	564	1,367	14	6	97	94	26	31	1,923	2,340	89	72	2,839	3,997	6,836
Graduate	191	162	77	175	2	3	31	36	10	14	612	871	23	24	946	1,285	2,231
First Professional	7	5	35	38	7	5	52	41	5	6	521	280	0	0	627	375	1,002
<b>TOTAL FULL-TIME</b>	<b>324</b>	<b>254</b>	<b>676</b>	<b>1,580</b>	<b>23</b>	<b>14</b>	<b>180</b>	<b>171</b>	<b>41</b>	<b>51</b>	<b>3,056</b>	<b>3,491</b>	<b>112</b>	<b>96</b>	<b>4,412</b>	<b>5,657</b>	<b>10,069</b>
<b>PART-TIME STUDENTS</b>																	
Undergraduate	37	32	245	541	6	8	38	39	20	19	1,209	1,305	54	44	1,609	1,988	3,597
Graduate	26	25	44	171	2	2	13	10	6	5	361	709	4	12	456	934	1,390
First Professional	0	0	0	0	0	0	0	0	0	0	0	0	0	0	0	0	0
<b>TOTAL PART-TIME</b>	<b>63</b>	<b>57</b>	<b>289</b>	<b>712</b>	<b>8</b>	<b>10</b>	<b>51</b>	<b>49</b>	<b>26</b>	<b>24</b>	<b>1,570</b>	<b>2,014</b>	<b>58</b>	<b>56</b>	<b>2,065</b>	<b>2,922</b>	<b>4,987</b>
<b>TOTAL FULL-TIME, PART-TIME STUDENTS</b>																	
Undergraduate	163	119	809	1,908	20	14	135	133	46	50	3,132	3,645	143	116	4,448	5,985	10,433
Graduate	217	187	121	346	4	5	44	46	16	19	973	1,580	27	36	1,402	2,219	3,621
First Professional	7	5	35	38	7	5	52	41	5	6	521	280	0	0	627	375	1,002
<b>GRAND TOTAL</b>	<b>387</b>	<b>311</b>	<b>965</b>	<b>2,292</b>	<b>31</b>	<b>24</b>	<b>231</b>	<b>220</b>	<b>67</b>	<b>75</b>	<b>4,626</b>	<b>5,505</b>	<b>170</b>	<b>152</b>	<b>6,477</b>	<b>8,579</b>	<b>15,056 *</b>

\*Total does not include 960 full-time advanced professionals and 108 master's-level students enrolled in Israel.

Source: Institutional Studies and Services, Compliance Report

## UAB FALL QUARTER ENROLLMENT BY SCHOOL 1993-1998

	<u>1993</u>	<u>1994</u>	<u>1995</u>	<u>1996</u>	<u>1997</u>	<u>1998</u>
Arts and Humanities	895	846	838	794	800	832
Business	2,006	1,808	1,875	1,991	2,018	2,005
Dentistry	357	345	317	308	310	311
Education	1,627	1,713	1,816	1,861	1,811	1,764
Engineering	795	801	751	755	716	684
Health Related Professions	1,131	816	714	759	780	835
Joint Health Sciences	323	346	360	354	358	348
Medicine	1,361	1,394	1,484	1,475	1,520	1,548
Natural Sciences and Mathematics	1,505	1,564	1,552	1,412	1,347	1,215
Nursing	888	869	781	691	573	561
Optometry	180	181	179	184	188	184
Public Health	269	291	326	358	372	384
Social and Behavioral Sciences	1,679	1,829	1,821	1,779	1,742	1,744
Unclassified	<u>3,772</u>	<u>3,449</u>	<u>3,638</u>	<u>3,444</u>	<u>3,315</u>	<u>3,601</u>
<b>TOTAL</b>	16,788	16,252	16,452	16,165	15,850	16,016

Source: UAB Headcount Enrollment Reports, Fall Quarters 1993-1998

## UAB FALL QUARTER ENROLLMENT BY CLASS 1993-1998

	<u>1993</u>	<u>1994</u>	<u>1995</u>	<u>1996</u>	<u>1997</u>	<u>1998</u>
Entering Freshmen	1,140	1,117	1,182	1,131	1,197	1,175
Other Freshmen	1,062	972	1,041	1,122	1,023	1,094
Sophomores	2,195	1,816	1,715	1,698	1,776	1,837
Juniors	2,419	2,225	2,184	2,113	2,117	2,144
Seniors	3,648	3,588	3,569	3,661	3,360	3,312
Other Undergraduates	1,194	1,087	1,056	967	885	871
Masters	1,765	1,969	2,014	2,037	2,097	2,139
Postmasters	83	89	93	83	64	97
Doctoral	833	868	916	916	913	854
Postdoctoral	0	5	0	0	0	0
Nondegree Graduates	609	640	723	559	512	531
First Professionals	965	986	1,009	987	989	1,002
Advanced Professionals	<u>875</u>	<u>890</u>	<u>950</u>	<u>891</u>	<u>917</u>	<u>960</u>
<b>TOTAL</b>	16,788	16,252	16,452	16,165	15,850	16,016

Source: Institutional Studies and Services

## UAB FALL QUARTER ENROLLMENT BY STUDENT LEVEL 1969-1998

	<u>Under-graduate</u>	<u>Graduate</u>	<u>Para-professional**</u>	<u>First Professional</u>	<u>Advanced Professional</u>	<u>Total</u>
Fall, 1969	3,881	564	88	560	288	5,381
Fall, 1970	5,001	745	154	603	280	6,783
Fall, 1971	5,320	881	222	674	342	7,439
Fall, 1972	6,233	1,272	232	749	482	8,968
Fall, 1973	6,547	1,379	283	819	443	9,471
Fall, 1974	6,821	1,849	435	778	461	10,344
Fall, 1975	8,123	2,226	512	780	478	12,119
Fall, 1976	8,471	2,192	512	867	497	12,539
Fall, 1977	8,622	2,422	538	958	582	13,122
Fall, 1978	9,004	2,528	624	1,071	572	13,799
Fall, 1979	9,229	2,757	565	1,070	593	14,214
Fall, 1980	9,618	2,684	484	1,068	594	14,448
Fall, 1981	9,790	2,537	523	1,017	607	14,474
Fall, 1982	10,170	2,280	498	946	636	14,530
Fall, 1983	10,426	2,165	489	916	683	14,679
Fall, 1984	9,914	2,228	482	893	683	14,200
Fall, 1985	9,773	2,445	386	907	690	14,201
Fall, 1986	9,594	2,675	376	893	710	14,248
Fall, 1987	9,543	2,739	321	876	766	14,245
Fall, 1988	9,723	2,939	334	890	769	14,655
Fall, 1989	10,251	3,154	365	922	816	15,508
Fall, 1990	10,688	3,335	397	936	930	16,286
Fall, 1991	11,313	3,244	439	926	862	16,784
Fall, 1992	11,234	3,126	442	940	916	16,658
Fall, 1993*	11,186	3,290	472	965	875	16,788
Fall, 1994	10,668	3,571	137	986	890	16,252
Fall, 1995	10,747	3,746	0	1,009	950	16,452
Fall, 1996	10,692	3,595	0	987	891	16,165
Fall, 1997	10,358	3,586	0	989	917	15,850
Fall, 1998	10,433	3,621	0	1,002	960	16,016

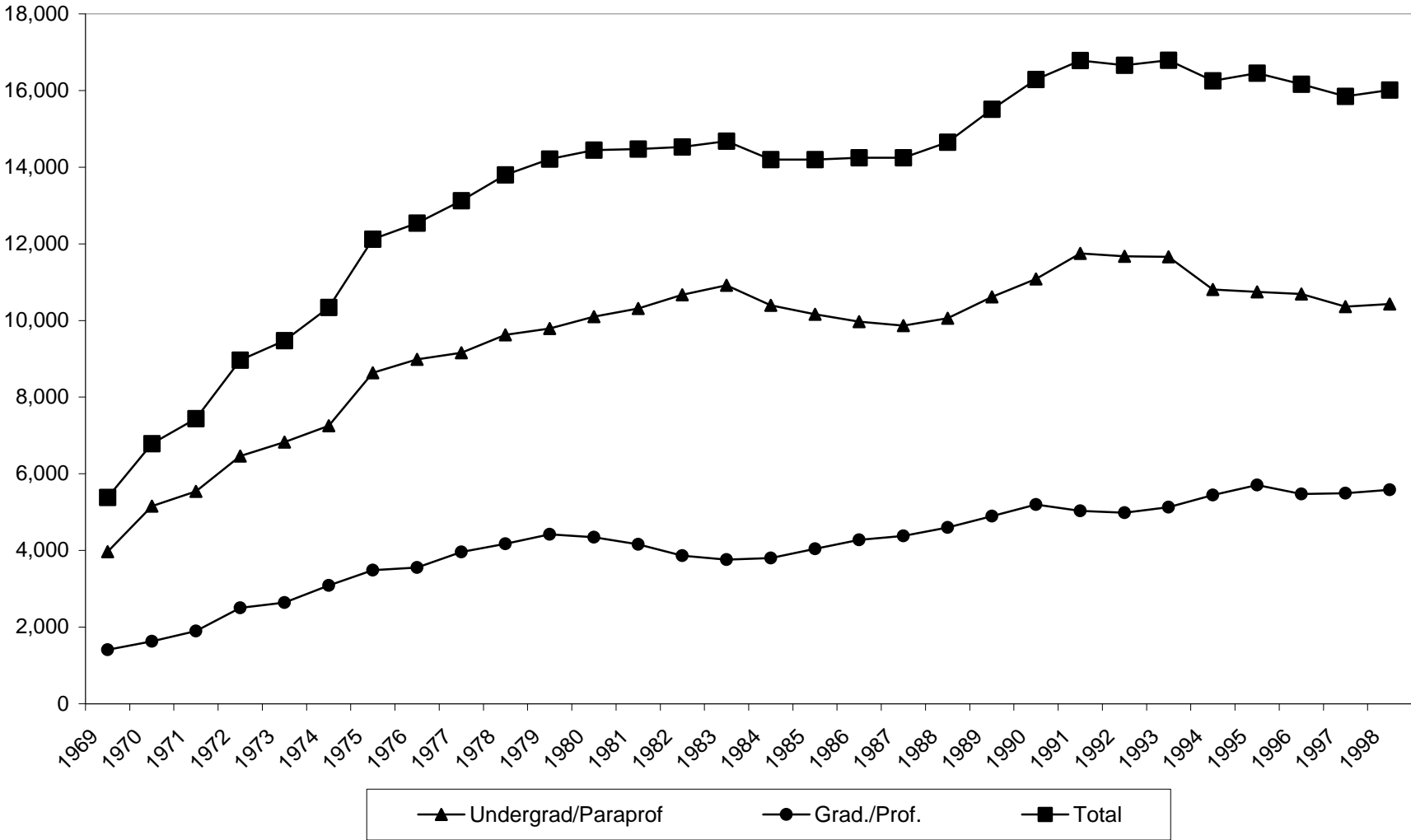
\*Beginning in 1993, students taking classes off campus were included in the headcount enrollment.

\*\*The certificate programs in Health Related Professions were phased out beginning in 1994. Dental Assisting was eliminated in 1995.

Source: UAB Headcount Enrollment Reports 1969-1998

# UNIVERSITY OF ALABAMA AT BIRMINGHAM

## Fall Quarter Headcount Enrollment 1969-1998



NOTE: Beginning in Fall 1993, figures include students enrolled off-campus.

**UAB FALL QUARTER ENROLLMENT  
FULL-TIME AND PART-TIME BY SEX  
1985-1998**

<u>Year</u>	<u>Full-time</u>		<u>Part-time</u>		<u>Total</u>		<u>Percent Part-time</u>
	<u>Men</u>	<u>Women</u>	<u>Men</u>	<u>Women</u>	<u>Men</u>	<u>Women</u>	
1985	3,603	4,124	2,594	3,190	6,197	7,314	43%
1986	3,693	4,082	2,514	3,249	6,207	7,331	43%
1987	3,666	4,220	2,439	3,154	6,105	7,374	41%
1988	3,786	4,329	2,492	3,279	6,278	7,608	42%
1989	3,930	4,521	2,650	3,591	6,580	8,112	42%
1990	4,187	4,813	2,677	3,679	6,864	8,492	41%
1991	4,390	5,023	2,759	3,750	7,149	8,773	41%
1992	4,418	5,091	2,699	3,534	7,117	8,625	40%
1993 *	4,560	5,201	2,678	3,474	7,238	8,675	39%
1994	4,460	5,146	2,486	3,270	6,946	8,416	37%
1995	4,538	5,334	2,367	3,263	6,905	8,597	36%
1996	4,464	5,467	2,275	3,068	6,739	8,535	35%
1997	4,561	5,385	2,109	2,878	6,670	8,263	33%
1998	4,412	5,657	2,065	2,922	6,477	8,579	33%

**UAB FALL QUARTER ENROLLMENT BY PERMANENT RESIDENCE  
1994-1998**

	<u>1994</u>	<u>1995</u>	<u>1996</u>	<u>1997</u>	<u>1998</u>
Jefferson County	9,817	9,449	9,032	8,600	8,304
Other Metro Area Counties**	1,834	2,146	2,153	1,922	2,048
Other Alabama Counties	2,337	2,478	2,571	2,840	3,125
Out-of-State	840	915	945	950	881
Out-of-Country	<u>534</u>	<u>514</u>	<u>573</u>	<u>621</u>	<u>698</u>
<b>TOTAL</b>	<b>15,362</b>	<b>15,502</b>	<b>15,274</b>	<b>14,933</b>	<b>15,056</b>

Note: Totals do not include advanced professionals.

\*Beginning in 1993, students taking classes off-campus were included in the headcount enrollment.

\*\*Blount, Shelby, St. Clair, and Walker counties.

Source: Institutional Studies and Services

## UAB FALL QUARTER 1998 ENROLLMENT PROFILE

### By Class\*

<u>Undergraduate</u>		<u>Graduate/First Professional</u>	
Entering Freshmen	1,175	Master's	2,139
Other Freshmen	1,094	Postmaster's	97
Sophomores	1,837	Doctoral	854
Juniors	2,144	Postdoctoral	0
Seniors	3,312	Nondegree	531
Other (Transient, Temporary, Special, Postbaccalaureate)	871	First Professional	1,002
<b>TOTAL</b>	<b>10,433</b>	<b>TOTAL</b>	<b>4,623</b>

### Average Student Age\*

Entering Freshmen	18.9
Undergraduates	24.6
Graduates	31.8
First Professionals	26.1
All UAB	26.4

### By Permanent Residence and Level\*

	<u>Under- graduate</u>	<u>Graduate</u>	<u>First Professional</u>	<u>Total</u>
Jefferson County	6,169	1,770	365	8,304
Other Metro Area Counties**	1,554	436	58	2,048
Other Alabama Counties	2,079	575	471	3,125
Out-of-State	349	436	96	881
Out-of-Country	282	404	12	698
<b>TOTAL</b>	<b>10,433</b>	<b>3,621</b>	<b>1,002</b>	<b>15,056</b>

\*Totals do not include 960 advanced professionals.

\*\*Blount, Shelby, St. Clair, and Walker counties.

Source: Institutional Studies and Services



**UAB CREDIT HOUR PRODUCTION  
FALL 1998**

	<b>Lower Division Undergrad.*</b>	<b>Upper Division Undergrad.**</b>	<b>Graduate 1***</b>	<b>Graduate 2****</b>	<b>Total</b>
Arts and Humanities	18,310	2,245	252		20,807
Business	4,119	5,231	1,908	60	11,318
Education	1,578	4,909	4,126	149	10,762
Engineering	1,316	1,263	429	466	3,474
Health Related Professions	525	4,075	3,964	129	8,693
Joint Health Sciences			80	3,544	3,624
Medicine*****	573	1			574
Natural Sciences and Mathematics	17,574	2,648	652	486	21,360
Nursing		2,017	1,447	292	3,756
Physiological Optics			11	76	87
Public Health		21	3,176	531	3,728
Social and Behavioral Sciences	13,450	4,776	684	517	19,427
Graduate School			57	446	503
ROTC/Cooperative Education	284	75			359
<b>TOTAL</b>	<b>57,729</b>	<b>27,261</b>	<b>16,786</b>	<b>6,696</b>	<b>108,472</b>

Note: Includes September 1998 Miniterm.

\*Includes courses numbered 095-299.

\*\*Includes courses numbered 300-499.

\*\*\*Includes courses numbered 500-699 except in Education, where courses numbered 700-739 are included.

\*\*\*\*Includes courses numbered 700-799.

\*\*\*\*\*Undergraduate credit hours in Medicine are generated by the EMT program. First professional programs in Medicine, Dentistry and Optometry do not generate credit hours.

Source: Institutional Studies and Services, ACHE Credit Hour Production Reports

**UAB ANNUAL CREDIT HOUR PRODUCTION BY SCHOOL  
1992-93 through 1997-98**

	<u>1992-93</u>	<u>1993-94</u>	<u>1994-95</u>	<u>1995-96</u>	<u>1996-97</u>	<u>1997-98</u>
<b>ARTS AND HUMANITIES</b>						
Lower Division Undergraduate	48,428	48,353	48,583	49,597	50,559	50,789
Upper Division Undergraduate	7,908	8,117	7,436	7,554	8,278	8,131
Graduate 1	1,203	1,266	1,268	1,210	1,090	1,079
Graduate 2	0	0	0	3	2	0
Total	<u>57,539</u>	<u>57,736</u>	<u>57,287</u>	<u>58,364</u>	<u>59,929</u>	<u>59,999</u>
<b>BUSINESS</b>						
Lower Division Undergraduate	14,886	14,349	13,896	13,638	13,647	13,878
Upper Division Undergraduate	22,696	20,287	18,995	19,336	18,532	19,191
Graduate 1	4,953	5,019	6,216	7,449	9,147	8,490
Graduate 2	273	263	238	292	258	211
Total	<u>42,808</u>	<u>39,918</u>	<u>39,345</u>	<u>40,715</u>	<u>41,584</u>	<u>41,770</u>
<b>DENTAL PROGRAMS</b>						
Lower Division Undergraduate	380	700	430	0	0	0
Upper Division Undergraduate	728	817	852	331	0	0
Total	<u>1,108</u>	<u>1,517</u>	<u>1,282</u>	<u>331</u>	<u>0</u>	<u>0</u>
<b>EDUCATION</b>						
Lower Division Undergraduate	5,502	4,872	5,110	4,347	4,804	4,609
Upper Division Undergraduate	17,809	16,511	16,006	16,274	16,847	16,669
Graduate 1	13,962	14,767	18,133	18,488	17,037	16,992
Graduate 2	837	767	649	679	716	656
Total	<u>38,110</u>	<u>36,917</u>	<u>39,898</u>	<u>39,788</u>	<u>39,404</u>	<u>38,926</u>
<b>ENGINEERING</b>						
Lower Division Undergraduate	4,572	4,535	3,748	4,118	3,538	3,219
Upper Division Undergraduate	3,756	4,580	4,496	5,063	5,982	6,160
Graduate 1	2,151	2,070	2,224	1,523	1,322	1,378
Graduate 2	1,364	1,477	1,464	1,509	1,850	1,719
Total	<u>11,843</u>	<u>12,662</u>	<u>11,932</u>	<u>12,213</u>	<u>12,692</u>	<u>12,476</u>
<b>HEALTH RELATED PROFESSIONS</b>						
Lower Division Undergraduate	15,877	15,871	3,652	2,289	498	1,058
Upper Division Undergraduate	14,302	12,850	11,991	14,054	13,988	13,697
Graduate 1	9,092	10,273	11,695	11,200	11,874	12,606
Graduate 2	526	407	452	569	605	489
Total	<u>39,797</u>	<u>39,401</u>	<u>27,790</u>	<u>28,112</u>	<u>26,965</u>	<u>27,850</u>
<b>JOINT HEALTH SCIENCES</b>						
Lower Division Undergraduate	0	0	0	0	0	0
Upper Division Undergraduate	0	0	0	6	33	0
Graduate 1	725	497	443	385	370	389
Graduate 2	14,028	14,320	14,377	14,654	13,521	13,459
Total	<u>14,753</u>	<u>14,817</u>	<u>14,820</u>	<u>15,045</u>	<u>13,924</u>	<u>13,848</u>
<b>MEDICINE (EMT PROGRAM)</b>						
Lower Division Undergraduate	0	0	0	314	2,366	2,442
Upper Division Undergraduate	0	0	0	0	7	6
Total	<u>0</u>	<u>0</u>	<u>0</u>	<u>314</u>	<u>2,373</u>	<u>2,448</u>

## UAB ANNUAL CREDIT HOUR PRODUCTION BY SCHOOL (CONTINUED)

	<u>1992-93</u>	<u>1993-94</u>	<u>1994-95</u>	<u>1995-96</u>	<u>1996-97</u>	<u>1997-98</u>
<b>NATURAL SCIENCES AND MATHEMATICS</b>						
Lower Division Undergraduate	67,822	62,357	61,138	62,464	60,873	59,879
Upper Division Undergraduate	7,623	7,937	7,962	7,681	7,643	7,749
Graduate 1	2,588	2,166	2,779	3,304	2,995	2,708
Graduate 2	2,246	2,299	2,224	2,138	1,976	1,856
Total	<u>80,279</u>	<u>74,759</u>	<u>74,103</u>	<u>75,587</u>	<u>73,487</u>	<u>72,192</u>
<b>NURSING</b>						
Lower Division Undergraduate	4,839	4,173	2,175	0	0	0
Upper Division Undergraduate	9,349	10,102	10,286	14,491	11,818	9,087
Graduate 1	4,404	5,610	5,539	5,490	4,878	5,148
Graduate 2	2,193	1,750	1,559	1,786	1,513	1,269
Total	<u>20,785</u>	<u>21,635</u>	<u>19,559</u>	<u>21,767</u>	<u>18,209</u>	<u>15,504</u>
<b>PHYSIOLOGICAL OPTICS</b>						
Graduate 1	135	123	77	60	113	163
Graduate 2	412	299	247	328	423	445
Total	<u>547</u>	<u>422</u>	<u>324</u>	<u>388</u>	<u>536</u>	<u>608</u>
<b>PUBLIC HEALTH</b>						
Upper Division Undergraduate	174	519	373	87	75	24
Graduate 1	5,583	6,754	7,165	7,731	8,907	9,218
Graduate 2	1,379	1,545	1,472	1,785	2,101	2,227
Total	<u>7,136</u>	<u>8,818</u>	<u>9,010</u>	<u>9,603</u>	<u>11,083</u>	<u>11,469</u>
<b>SOCIAL AND BEHAVIORAL SCIENCES</b>						
Lower Division Undergraduate	48,379	48,120	48,860	46,739	43,607	41,345
Upper Division Undergraduate	15,767	17,162	17,075	18,181	17,328	17,405
Graduate 1	2,412	2,622	2,869	2,783	2,682	2,311
Graduate 2	1,494	1,998	2,326	2,104	2,325	2,288
Total	<u>68,052</u>	<u>69,902</u>	<u>71,130</u>	<u>69,807</u>	<u>65,942</u>	<u>63,349</u>
<b>ROTC/COOPERATIVE ED/IITS</b>						
Lower Division Undergraduate	700	602	319	422	365	512
Upper Division Undergraduate	114	156	228	225	270	276
Graduate 1	0	6	3	3	0	0
Total	<u>814</u>	<u>764</u>	<u>550</u>	<u>650</u>	<u>635</u>	<u>788</u>
<b>GRADUATE SCHOOL</b>						
Graduate 1	0	0	0	0	0	0
Graduate 2	0	0	0	0	480	968
Total	<u>0</u>	<u>0</u>	<u>0</u>	<u>0</u>	<u>480</u>	<u>968</u>
<b>TOTAL UAB</b>						
Lower Division Undergraduate	211,385	203,932	187,911	183,928	180,257	177,731
Upper Division Undergraduate	100,226	99,038	95,700	103,283	100,801	98,395
Graduate 1	47,208	51,173	58,411	59,626	60,415	60,482
Graduate 2	24,752	25,125	25,008	25,847	25,770	25,587
<b>GRAND TOTAL</b>	<b>383,571</b>	<b>379,268</b>	<b>367,030</b>	<b>372,684</b>	<b>367,243</b>	<b>362,195</b>

Note: Figures include September and December Miniterms. First professional programs in Medicine, Dentistry and Optometry do not generate credit hours.

Source: ISS, ACHE Credit Hour Production Reports, Fall 1992 through Summer 1998

## DEGREES OFFERED AT UAB

<u>CIP Code*/Degree Program</u>	<u>Undergraduate Degrees</u>	<u>Graduate and Professional Degrees</u>
<b>SCHOOL OF ARTS AND HUMANITIES</b>		
50.0703 Art History	B.A.	M.A. <sup>1</sup>
09.0101 Communication Studies	B.A.	
23.0101 English	B.A.	M.A.
16.0901 French	B.A.	
16.0501 German	B.A.	
50.0901 Music	B.A.	
38.0101 Philosophy	B.A.	
16.0905 Spanish	B.A.	
50.0702 Studio Art	B.A., B.F.A.	
50.0101 Theatre	B.A.	
<b>SCHOOL OF BUSINESS</b>		
52.0301 Accounting	B.S.	M.Ac.
51.0701 Administration/Health Services		Ph.D.
52.0201 Business Administration		M.B.A.
52.0601 Economics	B.S.	
52.0801 Finance	B.S.	
52.0299 Industrial Distribution	B.S.	
52.0201 Management	B.S.	
52.1401 Marketing	B.S.	
<b>SCHOOL OF DENTISTRY</b>		
51.0401 Dentistry		D.M.D.
51.0501 Dentistry		M.S.
<b>SCHOOL OF EDUCATION</b>		
51.9999 Allied Health Sciences		M.A. in Education
13.1302 Arts Education	B.S.	M.A. in Education
13.1101 Counseling		M.A.
13.1204 Early Childhood Education	B.S.	M.A. in Education, Ph.D.
13.0101 Education		Ed.S.
13.0401 Educational Leadership		M.A. in Education, Ed.S., Ed.D. <sup>1</sup> , Ph.D. <sup>1</sup>
13.1202 Elementary Education	B.S.	M.A. in Education
13.1307 Health Education	B.S.	M.A. in Education
31.0599 Health Education/Promotion		Ph.D. <sup>1</sup>
13.1205 High School Education	B.S.	M.A. in Education
13.1312 Music Education	B.S.	
13.1314 Physical Education	B.S.	M.A. in Education
42.1701 School Psychology		M.A. in Education
13.1001 Special Education	B.S.	M.A. in Education

## DEGREES OFFERED AT UAB (CONTINUED)

<u>CIP Code*/Degree Program</u>	<u>Undergraduate Degrees</u>	<u>Graduate and Professional Degrees</u>
<b>SCHOOL OF ENGINEERING</b>		
14.0501 Biomedical Engineering		M.S.B.M.E., Ph.D.
14.0801 Civil Engineering	B.S.C.E.	M.S.C.E., Ph.D. <sup>2</sup>
14.1001 Electrical Engineering	B.S.E.E.	M.S.E.E., Ph.D. <sup>2</sup>
14.1401 Environmental Health Engineering		Ph.D.
14.1801 Materials Engineering	B.S.Mt.E.	M.S.Mt.E., Ph.D. <sup>1</sup>
30.9999 Materials Science		Ph.D. <sup>3</sup>
14.1901 Mechanical Engineering	B.S.M.E.	M.S.M.E., Ph.D. <sup>2</sup>
<b>SCHOOL OF HEALTH RELATED PROFESSIONS</b>		
51.0701 Administration/Health Services		Ph.D.
51.9999 Allied Health Sciences	B.S.	
51.1005 Clinical Laboratory Sciences		M.S.C.L.S.
26.0609 Clinical Nutrition and Dietetics		M.S.
51.1002 Cytotechnology	B.S.	
19.0503 Dietetic Internship	Certificate (Postbaccalaureate)	
51.9999 Education-Allied Health Sciences		M.A. in Education <sup>4</sup>
51.0701 Health Administration		M.S.H.A.
51.0799 Health Informatics		M.S.
51.0706 Health Information Management	B.S.	
51.1005 Medical Technology	B.S.	
51.0905 Nuclear Medicine Technology	B.S.	
51.1604 Nurse Anesthesia		M.N.A.
26.0609 Nutrition Sciences		Ph.D.
51.2306 Occupational Therapy	B.S.	M.S.
51.2308 Physical Therapy		M.S.
51.0907 Radiologic Sciences	B.S.	
51.0908 Respiratory Therapy	B.S.	
51.0807 Surgical Physician Assistant	B.S.	
<b>JOINT HEALTH SCIENCES (Schools of Dentistry and Medicine)</b>		
51.1399 Basic Medical Sciences		M.S.B.M.S.
26.0202 Biochemistry		Ph.D.
26.0203 Biophysical Sciences		Ph.D.
26.0401 Cell Biology		Ph.D.
51.1306 Medical Genetics		Ph.D.
26.0501 Microbiology		Ph.D.
26.0608 Neurobiology		Ph.D.
26.0704 Pathology		Ph.D.
26.0705 Pharmacology		Ph.D.
26.0706 Physiology and Biophysics		Ph.D.

## DEGREES OFFERED AT UAB (CONTINUED)

<u>CIP Code*/Degree Program</u>	<u>Undergraduate Degrees</u>	<u>Graduate and Professional Degrees</u>
<b>SCHOOL OF MEDICINE</b>		
51.0904 Emergency Medical Technician	Certificate	
51.1201 Medicine		M.D.
<b>SCHOOL OF NATURAL SCIENCES AND MATHEMATICS</b>		
27.0301 Applied Mathematics		Ph.D. <sup>5</sup>
26.0101 Biology	B.S.	M.S., Ph.D.
40.0501 Chemistry	B.S.	M.S., Ph.D.
11.0101 Computer and Information Sciences	B.S.	M.S., Ph.D.
27.0101 Mathematics	B.S.	M.S.
30.0101 Natural Science	B.S.	
40.0801 Physics	B.S.	M.S., Ph.D.
<b>SCHOOL OF NURSING</b>		
51.1601 Nursing	B.S.N.	M.S.N.
51.1608 Nursing		Ph.D.
<b>SCHOOL OF OPTOMETRY</b>		
51.1701 Optometry		O.D.
51.1399 Physiological Optics	B.S.	
51.1399 Vision Science		M.S., Ph.D.
<b>SCHOOL OF PUBLIC HEALTH</b>		
26.0615 Biostatistics		M.S., Ph.D.
14.1401 Environmental Health Engineering		Ph.D.
51.2202 Environmental Health Sciences		Ph.D.
51.2203 Epidemiology		Ph.D.
31.0599 Health Education/Promotion		Ph.D. <sup>1</sup>
51.2201 Public Health		M.P.H., M.S.P.H., Dr.P.H.
<b>SCHOOL OF SOCIAL AND BEHAVIORAL SCIENCES</b>		
45.0201 Anthropology	B.A.	M.A. <sup>6</sup>
43.0199 Criminal Justice	B.S.	M.S.C.J.
52.0601 Economics	B.A.	
43.0106 Forensic Science		M.S.F.S.
45.0801 History	B.A.	M.A.
45.9999 International Studies	B.A.	
45.1101 Medical Sociology		Ph.D.
45.1001 Political Science	B.A.	
42.0101 Psychology	B.S.	M.A., Ph.D.
44.0401 Public Administration		M.P.A.
44.0701 Social Work	B.S.S.W.	
45.1101 Sociology	B.A.	M.A.

## DEGREES OFFERED AT UAB (CONTINUED)

\* Classification of Instructional Programs developed by the U.S. Department of Education's National Center for Education Statistics.

<sup>1</sup> Joint program with the University of Alabama.

<sup>2</sup> Cooperative program with the University of Alabama and the University of Alabama in Huntsville.

<sup>3</sup> Joint interdisciplinary program with the University of Alabama and the University of Alabama in Huntsville.

<sup>4</sup> Degree offered by the School of Education.

<sup>5</sup> Joint program with the University of Alabama and the University of Alabama in Huntsville.

<sup>6</sup> Cooperative program with the University of Alabama.

### TOTAL DEGREES AVAILABLE

Certificates		2
Postbaccalaureate	1	
Subbaccalaureate	1	
Baccalaureate		55
Master's		45
Specialist's		2
Doctoral		32
First Professional		<u>3</u>
Total		139

**UAB DEGREES AWARDED BY SCHOOL  
JULY 1, 1969 - JUNE 30, 1998**

	July 1, 1969 - June 30, 1993		July 1, 1993 - June 30, 1994		July 1, 1994 - June 30, 1995		July 1, 1995 - June 30, 1996		July 1, 1996 - June 30, 1997		July 1, 1997 - June 30, 1998		Grand Total
	Male	Female	Male	Female	Male	Female	Male	Female	Male	Female	Male	Female	
<b>ARTS AND HUMANITIES</b>													
Bachelor's	722	1,209	54	79	51	82	52	61	37	74	40	76	2,537
Master's	49	112	2	11	3	7	4	6	1	5	1	9	210
<b>BUSINESS<sup>1</sup></b>													
Bachelor's	3,167	1,871	194	139	166	135	129	125	154	138	141	96	6,455
Master's	1,027	411	94	49	82	39	90	78	125	77	112	94	2,278
<b>DENTISTRY</b>													
Certificates	76	351	1	20	0	13	0	0	0	0	0	0	461
Bachelor's	0	105	0	6	0	10	0	9	0	0	0	0	130
Master's	117	29	7	3	10	9	4	5	6	8	2	4	204
First Professional	1,184	184	28	20	34	19	34	17	39	15	38	17	1,629
<b>EDUCATION<sup>2</sup></b>													
Bachelor's	821	3,757	38	200	59	168	49	137	41	163	55	147	5,635
Master's	1,601	7,071	48	228	53	216	51	263	57	308	60	253	10,209
Postmaster's	325	1,144 <sup>3</sup>	6	11	9	49	10	52	14	35	6	20	1,681
Doctorates	15	37	0	7	2	10	5	14	1	13	6	14	124
<b>ENGINEERING</b>													
Bachelor's	1,611	207	42	7	74	15	69	17	65	20	83	19	2,229
Master's	374	55	34	15	48	7	35	9	30	17	25	14	663
Doctorates	18	5	3	1	4	1	7	2	8	0	9	1	59
<b>HEALTH RELATED PROFESSIONS</b>													
Certificates	4,638	3,841	242	204	129	150	0	21	1	19	2	18	9,265
Bachelor's	708	1,518	41	124	48	108	47	102	45	107	47	124	3,019
Master's	544	535	32	56	32	65	28	97	46	76	45	83	1,639
Doctorates <sup>1</sup>	12	13	2	6	4	2	3	2	2	4	3	4	57



**JOINT HEALTH SCIENCES**

Master's	128	99	0	5	4	6	8	1	5	6	1	4	267
Doctorates	310	125	24	8	16	16	27	17	30	27	26	15	641

**MEDICINE**

First Professional	2,705	668	109	48	109	50	103	59	109	55	96	52	4,163
--------------------	-------	-----	-----	----	-----	----	-----	----	-----	----	----	----	-------

**NATURAL SCIENCES AND MATHEMATICS**

Bachelor's	1,937	1,076	88	70	90	71	102	76	111	84	111	86	3,902
Master's	316	157	30	9	24	6	19	14	19	19	33	17	663
Doctorates	73	21	8	2	5	1	15	2	14	1	10	5	157

**NURSING**

Bachelor's	348	3,753	25	164	23	186	36	155	55	226	30	113	5,114
Master's	96	1,832	6	73	7	87	2	59	12	89	7	61	2,331
Doctorates	6	204	2	26	0	20	0	13	0	18	0	19	308

**OPTOMETRY**

Bachelor's	255	52	3	2	1	4	2	1	1	0	2	1	324
Master's	16	12	1	2	1	1	1	4	3	0	3	2	46
Doctorates	8	3	1	2	1	0	1	0	2	0	1	0	19
First Professional	454	171	17	16	16	27	16	23	16	22	15	23	816

**PUBLIC HEALTH<sup>4</sup>**

Master's	501	476	47	52	55	60	46	64	41	78	55	75	1,550
Doctorates	27	16	4	4	4	2	4	4	7	4	5	6	87

**SOCIAL AND BEHAVIORAL SCIENCES**

Bachelor's	2,236	2,119	144	162	143	176	181	206	170	229	175	235	6,176
Master's	324	259	18	37	21	26	21	31	24	35	23	15	834
Doctorates	14	26	4	3	3	6	4	6	1	7	7	11	92

<sup>1</sup>The Ph.D. degrees awarded in the Administration/Health Services program are awarded jointly by the Schools of Business and Health Related Professions.

<sup>2</sup>Does not include Master's degrees awarded in Israel (67 in 1997-98).

<sup>3</sup>185 students completing the Postmaster's Certificate prior to 1975-76 are all counted as female because a gender breakdown is not available.

<sup>4</sup>Prior to 1980-81, degrees in Public Health were earned in the School of Health Related Professions.

**UAB DEGREES CONFERRED JULY 1, 1969 - JUNE 30, 1998**

<u>Year*</u>	<u>Bachelor's</u>	<u>Master's</u>	<u>Post Master's</u>	<u>Doctor's</u>	<u>D.M.D., M.D., O.D.</u>	<u>Certificates</u>	<u>Total</u>
1969-1983	13,553	8,639	1,113	285	2,975	5,216	31,781
1983-84	1,348	605	50	49	254	366	2,672
1984-85	1,379	608	49	41	244	381	2,702
1985-86	1,379	652	52	32	247	346	2,708
1986-87	1,347	625	53	41	237	375	2,678
1987-88	1,406	701	31	54	238	298	2,728
1988-89	1,313	846	20	75	222	266	2,742
1989-90	1,332	804	28	65	233	380	2,842
1990-91	1,324	971	20	95	244	413	3,067
1991-92	1,487	848	34	88	229	430	3,116
1992-93	1,604	842	19	108	243	435	3,251
1993-94	1,582	859	17	107	238	467	3,270
1994-95	1,610	869	58	97	255	292	3,181
1995-96	1,556	940	62	126	252	21	2,957
1996-97	1,720	1,087	49	139	256	20	3,271
1997-98	1,581	998	26	142	241	20	3,008
Totals Awarded to Date	35,521	20,894	1,681	1,544	6,608	9,726	75,974

Note: Does not include degrees awarded by the School of Education in Israel.

\*The federal reporting period for completions is July 1 through June 30.

Source: HEGIS Degrees and Other Formal Awards Conferred and IPEDS Completions Reports

**UAB REQUIRED STUDENT FEES PER QUARTER  
FALL 1998**

<u>Program/Fee</u>	<u>In-State</u>	<u>Out-of-State</u>
<b><u>First Professional Programs</u></b>		
<b>Dentistry:</b>		
General Tuition	\$1,897	\$5,691
Building Fee	276	276
Student Service Fee	73	73
Technology Fee	50	50
<b>Medicine: (Annual)</b>		
General Tuition	\$6,797	\$20,391
Building Fee	828	828
Student Service Fee	219	219
<b>Optometry:</b>		
General Tuition	\$1,554	\$4,662
Building Fee	314	314
Student Service Fee	73	73
<b><u>Baccalaureate and Graduate Programs</u></b>		
<b>General Tuition Fee (Per Credit Hour Charges):</b>		
<u>Undergraduates taking courses in:</u>		
Schools other than Health Related Professions,		
Nursing, or Public Health	\$87	\$174
Health Related Professions	107	214
Nursing	97	194
Public Health	90	180
<u>Graduates taking courses in:</u>		
Schools other than Health Related Professions,		
Nursing, or Public Health	\$99	\$198
Health Related Professions	129	258
Nursing	119	238
Public Health	102	204
<b>Building Fee for students taking courses in:</b>		
Arts and Humanities, Business, Education, Engineering, Natural Sciences and Mathematics, and Social and Behavioral Sciences:		
Flat Fee plus	\$17	\$17
Per Credit Hour Charge	3	3
Health Related Professions, Joint Health Sciences, Nursing, Public Health, and Undergraduate Emergency Medicine:		
Flat Fee	\$17	\$17

## UAB REQUIRED STUDENT FEES (CONTINUED)

<u>Program/Fee</u>	<u>In-State</u>	<u>Out-of-State</u>
<b>Student Service Fee for all students:</b>		
Flat Fee plus	\$23	\$23
Per Credit Hour Charge	4	4
<b>Learning Resource Fee for students taking courses in: (Per Credit Hour Charges)</b>		
Arts and Humanities, Natural Sciences and Mathematics, and Social and Behavioral Sciences	\$4	\$4
Business, Education, Engineering, and Public Health	\$9	\$9
Health Related Professions and Nursing	\$7	\$7
<b>TOTAL ANNUAL REQUIRED FEES FOR FULL-TIME STUDENT<sup>1</sup></b>		
	<u><b>In-State</b></u>	<u><b>Out-of-State</b></u>
First Professionals in :		
Dentistry <sup>2</sup>	\$6,888	\$18,270
Medicine	7,844	21,438
Optometry <sup>2</sup>	5,823	15,147
Undergraduates taking 30 semester credit hours per year in:		
A&H, NSM, SBS <sup>3</sup>	\$3,060	\$5,670
Business, Education, and Engineering	3,210	5,820
Health Related Professions	3,660	6,870
Nursing	3,360	6,270
Undergraduate Emergency Medicine	2,850	5,460
Graduate students taking 24 semester credit hours per year in:		
A&H, NSM, SBS <sup>3</sup>	\$2,760	\$5,136
Business, Education, and Engineering	2,880	5,256
Health Related Professions	3,480	6,576
Nursing	3,240	6,096
Public Health	2,880	5,328
All other Graduate Programs	2,592	4,968

<sup>1</sup>Reflects annual charges for required fees indicated above. Note: Additional fees, such as lab fees for designated courses, also may apply.

<sup>2</sup>Assumes three quarters per year.

<sup>3</sup>Arts and Humanities, Natural Sciences & Mathematics, and Social & Behavioral Sciences

Source: University of Alabama Board of Trustees Tuition and Fee Resolutions

**UAB STUDENT AID FUNDS AVAILABLE FOR FEDERAL YEARS, JULY THROUGH JUNE  
1992-93 through 1997-98\***

	<u>1992-93</u>	<u>1993-94</u>	<u>1994-95</u>	<u>1995-96</u>	<u>1996-97</u>	<u>1997-98</u>
College Work Study	\$1,509,344	\$1,342,808	\$1,525,064	\$1,575,709	\$1,696,886	\$1,175,607
Federal Perkins Loan	1,929,751	1,859,888	1,878,519	2,214,805	2,368,744	2,120,680
Supplemental Educational Opportunity Grant	715,494	786,653	847,104	761,730	668,054	744,070
<b>Subtotal, College Based Aid</b>	<b>\$4,154,589</b>	<b>\$3,989,349</b>	<b>\$4,250,687</b>	<b>\$4,552,244</b>	<b>\$4,733,684</b>	<b>\$4,040,357</b>
Pell Grants	4,120,826	3,461,156	4,152,996	4,093,823	4,438,016	4,410,102
Health Professional Loans	1,101,115	602,512	740,887	920,111	538,737	586,442
Guaranteed Student Loans	15,145,780	16,793,209	0	0	0	0
Institutional Funds**	12,498,723	14,027,709	13,678,531	13,594,096	14,786,990	18,930,550
State Funds***	988,624	843,272	980,154	788,663	698,693	638,843
Private Funds	1,427,266	748,776	1,139,942	1,279,428	2,000,844	3,948,968
Other Government Grants	167,176	339,197	206,242	164,097	226,939	253,943
Federal Direct Loans		6,548,412	30,820,230	37,148,636	39,175,956	41,467,384
<b>Total Funds</b>	<b>\$39,604,099</b>	<b>\$47,353,592</b>	<b>\$55,969,669</b>	<b>\$62,541,098</b>	<b>\$66,599,859</b>	<b>\$74,276,589</b>
Percent Change from Previous Year	+10%	+20%	+18%	+12%	+6%	+12%
Unduplicated Number of Recipients	5,873	6,013	7,118	8,229	8,396	8,489
Percent Change from Previous Year	+9%	+2%	+18%	+16%	+2%	1%
Unduplicated Number of Applicants	12,194	12,598	14,071	14,015	13,998	15,084
Percent Change from Previous Year	+10%	+3%	+12%	0%	0%	+8%

\*Data from 1993-94 through 1997-98 include UAB Walker College.

\*\*Includes institutional employment.

\*\*\*Includes scholarships awarded to UAB students in Medicine and Dentistry.

Source: Office of Financial Aid

## UAB STUDENT LIFE

The Office of Student Life provides students with the opportunity to broaden their educational experience and maximize their total social, cultural, physical, and intellectual development. This is accomplished by involving students and the University community in a variety of diverse programs, services, activities, and organizations. Funded by student service fees, students have several options from which to choose.

### Educational Opportunities and Service Opportunities

Whether receiving formal training through the Students Actively Initiating Leadership (SAIL) program, holding office in one of the Student Government Associations, or serving as Editor of one of the major Student Publications, students are provided experiential learning opportunities. The Ambassador and Blazer Volunteer Programs give students opportunities to serve the campus and Birmingham communities.

### Special Interest Programs and Organizations

Special interest programs and organizations such as Greek Life (fraternities and sororities), the Black Student Awareness Committee, Interculture, Honor Societies, and general interest/professional interest organizations provide students with opportunities to learn about other cultures, learn about themselves, and enhance their marketability in the job market.

### Entertainment and Special Events

With concerts, films, comedy shows, lectures, and talent competitions, Student Life has an abundance of opportunities for students to volunteer, get involved, and just have fun! From traditional events such as Homecoming, Springfest, or the Miss UAB Scholarship Pageant to UAB's own Comedy Series and Lecture Series, the entertainment options never stop. For students who enjoy planning, the communities behind these programs are always looking for new members with exciting ideas. Students not quite ready to get involved can still discover how these programs enhance their collegiate experience.

### Workroom/Graphics and Copy Center

To support the needs of student organizations, the Workroom and Graphics and Copy Center provide supplies and equipment. Several computers, typewriters, a copy machine, an overhead projector, banner paper, and a button machine are provided either free of charge or at minimal cost.

### Intramural Sports and Outdoor Recreation

A wide range of recreational activities designed to meet physical needs of the UAB community is offered through the Office of Intramural and Recreational Sports. There is "something for everyone" in the way of leisure time fulfillment including aerobics, intramural individual and team sports, and outdoor adventures. Everything from step aerobics and white water rafting to basketball and snow skiing, from camping to a major 5K run and outdoor equipment rental service is offered by the diverse recreation program.

### Athletic Support Groups

Blazer support groups include the UAB Golden Girls, Cheerleaders, Mascot, Blazer Pep Band and the Marching Band. These groups perform at UAB basketball and football games. They are also invited to a variety of events in the Birmingham community.

For additional information please contact the Office of Student Life at 934-4175 or visit room 110 of the Hill University Center.

Source: Office of Student Life

## **UAB ATHLETIC ACTIVITIES**

The University of Alabama at Birmingham initiated an intercollegiate varsity athletic program in 1978 with the establishment of a basketball team. The athletic program has subsequently expanded to include 17 men's and women's sports and participates as a Division I member of the NCAA. Through the 1990-91 season, UAB was a member of the Sun Belt Conference. In 1991, UAB became a charter member of the Great Midwest Conference. In 1995, UAB joined the nation's newest athletic conference, Conference USA.

### **ATHLETIC DIRECTOR**

Gene Bartow

### **MEN'S PROGRAMS**

Baseball - Head Coach, Pete Rancont  
Basketball - Head Coach, Murry Bartow  
Football - Head Coach, Watson Brown  
Golf - Head Coach, Alan Kauffman  
Soccer - Head Coach, Mike Getman  
Tennis - Head Coach, Derek Tarr

### **WOMEN'S PROGRAMS**

Basketball - Head Coach, Jeannie Milling  
Cross-Country/Track - Head Coach, Brian Funk  
Golf - Head Coach, Mary Ritchie  
Soccer - Head Coach, Paul Harbin  
Tennis - Head Coach, Mert Ertunga  
Volleyball - Head Coach, Judy Sackfield  
Softball\* – Head Coach, Marla Townsend

### **COED PROGRAMS**

Rifle - Head Coach, Lori Goodwin

\*Scheduled to begin in the 1999-2000 academic year.

## UAB ATHLETIC ACTIVITIES (CONTINUED)

### UAB BLAZER BASKETBALL

#### Win/Loss Record

<b>1979-80</b>	18-12	<b>1986-87</b>	21-11	<b>1992-93</b>	21-14
<b>1980-81*</b>	23-9	<b>1987-88</b>	16-15	<b>1993-94</b>	22-8
<b>1981-82*</b>	25-6	<b>1988-89</b>	22-12	<b>1994-95</b>	14-16
<b>1982-83</b>	19-14	<b>1989-90*</b>	22-9	<b>1995-96</b>	16-14
<b>1983-84</b>	23-11	<b>1990-91</b>	18-13	<b>1996-97</b>	18-14
<b>1984-85</b>	25-9	<b>1991-92</b>	20-9	<b>1997-98</b>	21-12
<b>1985-86</b>	25-11				

\*Sun Belt Conference regular season champions

#### Basketball Postseason Appearances

1980-81 NCAA Tournament Final 16  
1981-82 NCAA Tournament Final 8  
Sun Belt Conference champions  
1982-83 NCAA Tournament appearance  
Sun Belt Conference champions  
1983-84 NCAA Tournament appearance  
Sun Belt Conference champions  
1984-85 NCAA Tournament Final 16  
1985-86 NCAA Tournament appearance  
Sun Belt Conference champions  
1986-87 NCAA Tournament appearance  
1988-89 NIT Final Four  
1989-90 NCAA Tournament appearance  
1990-91 NIT appearance  
1991-92 NIT appearance  
1992-93 NIT Final Four  
1993-94 NCAA Tournament appearance  
1996-97 NIT Appearance  
1997-98 NIT Appearance

Source: UAB Sports Information



## ENDOWED POSITIONS AT UAB

Alabama Industries Professorship in Environmental Engineering (1996)

Charles A. Alford Professorship in Pediatric Infectious Diseases (1994)

George W. Barber, Jr., Foundation Professorship in Otolaryngology/Head and Neck Surgery (1993)

Lionel M. Barger, Jr., M.D., Chair in Pediatric Cardiology (1996)  
Edward V. Colvin, M.D. (1997-present)

John H. Blue Chair of General Surgery (1984)

Mary J. Bradford Endowed Professorship in Gastroenterology (1998)

Ben Vaughan Branscomb Chair of Medicine in Respiratory Disease (1990)  
Jack Durand Fulmer, M.D. (1990-1996)  
Keith Randall Young, Jr., M.D. (1996-present)

Wallace R. Bunn Chair in Telecommunications (1992)  
Gary J. Grimes, Ph.D. (1993-present)

C. E. Butterworth, Jr., M.D., Professorship in Nutrition Sciences (1996)  
Roland L. Weinsier, M.D., Dr.P.H. (1996-present)

Benjamin Monroe Carraway, M.D., Chair in Anesthesiology (1997)  
William A. Lell, M.D. (1998-present)

Ellen Gregg Shook Culverhouse Chair in Gynecologic Oncology (1998)

Dental Alumni - Joseph F. Volker Chair of Clinical Dentistry (1982)  
Karl F. Leinfelder, D.D.S. (1983-1995)

Department of Radiology Endowed Chair (1997)

Heman E. Drummond Endowed Chair of Psychiatry (1988)  
David L. Garver, M.D. (1989-1992)  
Robert O. Friedel, M.D. (1992-present)

Eminent Scholar Chair in Pulmonary Diseases (1989)  
Dick D. Briggs, Jr., M.D. (1989-1996)  
William Charles Bailey, M.D. (1996-present)

Wayne H. and Sara Crews Finley Chair of Medical Genetics (1986)  
Sara Crews Finley, M.D. (1986-present)

Charles E. Flowers, Jr., Professorship of Obstetrics and Gynecology (1985)  
Bruce A. Harris, M.D. (1986-1988)  
Robert L. Goldenberg, M.D. (1988-present)

James Garber Galbraith Chair in Neurosurgery (1992)  
Richard B. Morawetz, M.D. (1994-present)

GeroPsychiatry Research Chair (1993)

## ENDOWED POSITIONS AT UAB (CONTINUED)

J. W. and Virginia Goodwin - Warren D. Blackburn, Jr., Research Chair in Rheumatology (1993)  
Warren D. Blackburn, Jr., M.D. (1993-present)

Jeanne and Ann Griffin Chair for Women's Cancer Research (1996)  
David T. Curiel (1997-present)

Alfred Habeeb Chair in Anesthesiology (1992)  
Simon Gelman, M.D. (1992-1993)  
David H. Chestnut, M.D. (1994-present)

Ruth Lawson Hanson Chair of Medicine in Diabetes and Metabolism (1967)  
Buris R. Boshell, M.D. (1967-1989)  
Jeffrey E. Kudlow, M.D. (1990-present)

Joy and Bill Harbert Endowed Chair in Cancer Genetics (1997)

James Johnston Hicks Chair of Otolaryngology/Head and Neck Surgery (1989)  
Julius N. Hicks, M.D. (1991-present)

S. Richardson Hill, Jr., Professorship in Endocrinology (1988)

Basil I. Hirschowitz Endowed Chair in Gastroenterology (1996)  
Charles O. Elson, M.D. (1997-present)

Charles and Alice Hohenberg Professorship in Pulmonary and Critical Care Medicine (1996)

Howard L. Holley Research Chair in Rheumatology (1987)  
William J. Koopman, M.D. (1988-1995)  
Robert P. Kimberly, M.D. (1996-present)

Charles Byron Ireland Chair of Psychiatric Research (1973)  
John R. Smythies, M.D. (1973-1989)  
Hyman B. Niznik, Ph.D. (1998)

Katharine Reynolds Ireland Chair of Pediatrics (1992)  
Sergio B. Stagno, M.D. (1993-present)

Kathy Ireland Chair in Psychiatric Research (1992)  
Lewis R. Baxter, Jr., M.D. (1995-present)

John S. Jemison, Jr., Visiting Professorship in the Humanities (1986)

L. R. Jordan Chair of Health Services Administration (1988)  
John E. Sheridan, Ph.D. (1990-present)

Fay Fletcher Kerner Chair of Surgery (1964)  
Champ Lyons, M.D. (1964-1965)  
John W. Kirklin, M.D. (1966-1988)  
Arnold G. Diethelm, M.D. (1988-present)

John W. Kirklin Chair of Cardiovascular Surgery (1980)  
Nicholas T. Kouchoukos, M.D. (1981-1983)  
Albert D. Pacifico, M.D. (1983-present)

## ENDOWED POSITIONS AT UAB (CONTINUED)

Robert B. Kyle Professorship of Rehabilitation Medicine (1974)  
Samuel L. Stover, M.D. (1984-1995)  
Amie B. Jackson, M.D. (1996-present)

James C. and Elizabeth T. Lee Chair in Biochemistry (1993)  
Gerald W. Hart, Ph.D. (1993-1997)

Patrick H. Linton Professorship of Psychiatry (1987)  
Patrick H. Linton, M.D. (1987-1989)

Loeb Eminent Scholars Chair in Pediatrics (1992)  
Richard J. Whitley, M.D. (1992-present)

Jane Knight Lowe Professorship of Medicine in Rheumatology (1986)  
Eugene V. Ball, M.D. (1986-1996)  
Graciela S. Alarcon, M.D., M.P.H. (1997-present)

Dr. Champ Lyons Chair in General Surgery (1997)  
Marshall M. Urist, M.D. (1997-present)

Charles A. McCallum Chair of Oral and Maxillofacial Surgery (1985)  
Victor J. Matukas, D.D.S., Ph.D., M.D. (1985-1997)

Charles H. McCauley Chair of Microbiology (1978)  
Roy Curtiss, III, Ph.D. (1978-1983)  
Gail H. Cassell, Ph.D. (1994-1997)

Alice McNeal, M.D., Endowed Chair in Anesthesiology (1998)

Meyer Research Professorship of Pediatrics (1964)  
Charles A. Alford, Jr., M.D. (1967-present) (Honorary)

Nathan E. Miles Endowed Chair of Ophthalmology (1996)  
Harold W. Skalka, M.D. (1996-present)

Olivia Turlington Miller Endowed Chair of Cancer Genetics (1997)

John S. Odess Chair in Otolaryngology/Head and Neck Surgery (1993)  
Glenn E. Peters, M.D. (1993-present)

Marie L. O'Koren Endowed Chair in Nursing (1992)  
Barbara A. Smith, Ph.D., R.N. (1997-present)

Leonard H. Robinson Endowed Chair in Pathology (1998)

James R. Rosen Chair of Dental Research (1990)  
Marjorie K. Jeffcoat, D.M.D. (1991-present)

Merle M. Salter Endowed Chair of Radiation Oncology (1995)  
James A. Bonner, M.D. (1998-present)

School of Nursing Endowed Chair (1997)

## ENDOWED POSITIONS AT UAB (CONTINUED)

- John D. Sherrill Chair of Orthopedic Surgery (1970)  
Kurt Max Walter Niemann, M.D. (1971-1993)  
John M. Cuckler, M.D. (1994-present)
- J. Marion Sims Professorship of Obstetrics and Gynecology (1976)  
Hugh M. Shingleton, M.D. (1985-1994)
- Margaret Cameron Spain Chair in Obstetrics and Gynecology (1998)
- Spencer Chair in Medical Science Leadership (1992)  
J. Claude Bennett, M.D. (1992-1994)  
William J. Koopman, M.D. (1995-present)
- Evalina B. Spencer Chair of Oncology (1994)  
Albert F. LoBuglio, M.D. (1994-present)
- Sponsored Professorship in Epidemiology (1996)  
Philip Cole, M.D., M.P.H., Dr.P.H. (1996-present)
- Tate Jordan Thomas Professorship in Psychiatric Medicine (1994)  
Jack Gary Modell, M.D. (1998-present)
- UAB Alumni and Friends Professor of Accounting (1990)  
Frank R. Rayburn, Ph.D. (1990-1998)  
Thomas P. Edmonds, Ph.D. (1998-present)
- University of Alabama Cardiovascular Surgical Research Chair (1980)  
Eugene H. Blackstone, M.D. (1980-1997)  
James Karl Kirklin, M.D. (1997-present)
- Anna Lois Waters Chair of Medicine in Rheumatology (1970)  
Howard L. Holley, M.D. (1970-1985)  
William J. Koopman, M.D. (1985-1988)  
John E. Volanakis, M.D. (1989-present)
- Mary Gertrude Waters Chair of Cardiovascular Medicine (1972)  
Thomas N. James, M.D. (1976-1987)  
Gerald M. Pohost, M.D. (1991-present)
- Newman H. Waters Chair of Clinical Pharmacology (1992)  
Robert B. Diasio, M.D. (1993-present)
- Ben S. Weil Chair of Industrial Distribution (1986)  
Jay A. Smith, Jr., D.B.A. (1991-present)

Source: Minutes, the Board of Trustees of the University of Alabama; campus records

## **UAB FACULTY HONORS**

### **SPECIAL PROFESSORSHIPS AND APPOINTMENTS**

#### **Distinguished Professors**

Samuel B. Barker, Ph.D. (1976-present)  
J. Claude Bennett, M.D. (1996-emeritus, 1996)  
Ben Vaughan Branscomb, M.D. (1989-emeritus, 1989)  
Harriet P. Dustan, M.D. (1985-emerita, 1988)  
Charles E. Flowers, Jr., M.D. (1985-emeritus, 1985)  
Walter B. Frommeyer, M.D. (1968-1979)  
Tinsley R. Harrison, M.D. (1964-1978)  
S. Richardson Hill, Jr., M.D. (1987-emeritus, 1994)  
Thomas N. James, M.D. (1981-1987)  
Champ Lyons, M.D. (1964-1965)  
Charles A. McCallum, D.M.D., M.D. (1993-present)  
Jimmy D. Neill, Ph.D. (1994-present)  
James A. Pittman, Jr., M.D. (1992-emeritus, 1992)  
Joseph F. Volker, D.D.S., Ph.D. (1982-1989)

#### **Distinguished Service Professors**

Joseph H. Appleton, Ph.D.; Civil Engineering (1984-emeritus, 1990)  
Milly Cowles, Ph.D.; Education (1987-emerita, 1989)  
Fain A. Guthrie, Ed.D.; Education (1980-emeritus, 1988)  
George E. Passey, Ph.D.; Psychology (1985-emeritus, 1985)  
J. Dudley Pewitt, D.B.A.; Business (1990-1994)

#### **University Professors**

Frederick W. Conner, Ph.D.; Humanities (1976-emeritus, 1978)  
Dalton E. McFarland, Ph.D.; Management (1972-emeritus, 1983)  
James Rachels, Ph.D.; Philosophy (1983-present)  
Craig T. Ramey, Ph.D.; Psychology (1997-present)

#### **University Research Professor**

James E. McLean, Ph.D.; Education (1995-present)

#### **University Scholars**

William F. Bridgers, M.D.; Public Health (1991-1992)  
W. Jack Duncan, Ph.D.; Management (1987-present)  
Virginia V. Hamilton, Ph.D.; History (1981-emerita, 1987)  
David E. Harrell, Ph.D.; History (1976-1981; 1985-1990)  
David L. Sparks, Ph.D.; Psychology (1976-1981)  
James F. Tent, Ph.D.; History (1990-present)

## UAB FACULTY HONORS (CONTINUED)

### NATIONAL RECOGNITIONS

#### Fulbright Scholars

- 1965-67 Abdullah A. Khatri - Psychology
- 1977-78 Blaine A. Brownell - American and Urban Studies  
Henry N. McCarl - Economics
- 1981-82 Ruth B. LaMonte - Education  
J. Walter Mason - Environmental Health
- 1982-83 Daniel R. Lesnick - History  
Eul Soo Pang - History
- 1983-84 Thomas L. St. Pierre - Chemistry
- 1985-86 Kathleen S. Logan - Anthropology  
James F. Mersmann - English  
Bruce P. Wheatley - Anthropology
- 1986-87 W. Jack Duncan - Management  
John D. Jones - Student Affairs  
Charles W. Nance - Anthropology  
Larry G. Wharton - English
- 1987-88 Ralph A. Johnson - Center for Labor Education and Research  
Mohammed A. Khaled - Nutrition Sciences
- 1989-90 Thomas L. Powers - Marketing  
Frederick P. Smith - Criminal Justice
- 1990-91 Richard M. Gargiulo - Special Education
- 1991-92 Jane M. Christian - Anthropology  
Stephen O. Glosecki - English
- 1992-93 Bruce Freeman - Anesthesiology
- 1993-94 Beverly Hawk - Political Science  
Virginia D. Gauld - Student Affairs
- 1994-95 Roger T. Lewis - Mathematics
- 1995-96 Voytek Zubek - Political Science
- 1996-97 Tee Hiatt - Health Services Administration
- 1997-98 Robert A. McLean - Health Administration

#### National Academy of Sciences

- 1988 Max D. Cooper, M.D. – Pediatrics

Source: Minutes, the Board of Trustees of the University of Alabama; campus records

## UAB DISTINGUISHED FACULTY LECTURERS

- 1964 Dr. Tinsley R. Harrison, Professor of Medicine
- 1965 Dr. Champ Lyons, Professor and Chairman, Department of Medicine
- 1966 Dr. Joseph F. Volker, Vice President for Health Affairs
- 1967 Dr. Thomas E. Hunt, Professor of Anatomy
- 1968 Dr. Samuel B. Barker, Director of Graduate Studies
- 1969 Dr. Howard L. Holley, Professor of Medicine
- 1970 Dr. Sidney B. Finn, Professor of Dentistry
- 1971 Dr. Walter B. Frommeyer, Distinguished Professor, University of Alabama
- 1972 Dr. Charles A. McCallum, Dean, School of Dentistry
- 1973 Dr. J. Garber Galbraith, Professor of Surgery
- 1974 Dr. Elizabeth C. Crosby, Professor Emerita of Anatomy
- 1975 Dr. John W. Kirklin, Fay Fletcher Kerner Professor and Chairman, Department of Surgery
- 1976 Dr. S. Richardson Hill, Jr., Vice President for Health Affairs
- 1977 Dr. Thomas N. James, Mary Gertrude Waters Professor of Cardiology and Chairman,  
Department of Medicine
- 1978 Dr. Marie L. O'Koren, Dean, School of Nursing
- 1979 Dr. J. Claude Bennett, Professor and Chairman, Department of Microbiology
- 1980 Dr. John R. Durant, Director, Comprehensive Cancer Center
- 1981 Dr. James A. Pittman, Jr., Dean, School of Medicine
- 1982 Dr. Max D. Cooper, Professor of Pediatrics
- 1983 Drs. Wayne and Sara Finley, Director and Co-Director, Laboratory of Medical Genetics
- 1984 Dr. Harriet P. Dustan, Director, Cardiovascular Research and Training Center
- 1985 Dr. Leonard H. Robinson, Dean, School of Dentistry
- 1986 Dr. C. E. Butterworth, Professor and Chairman, Department of Nutrition Sciences
- 1987 Dr. Dan W. Urry, Director, Laboratory of Molecular Biophysics
- 1988 Dr. Basil I. Hirschowitz, Professor of Medicine
- 1989 Dr. Harold M. Fullmer, Professor Emeritus of Pathology
- 1990 Dr. Juan M. Navia, Dean, School of Public Health
- 1991 Dr. Lionel M. Barger, Jr., Professor Emeritus of Pediatric Cardiology
- 1992 Dr. Jiri F. Mestecky, Professor of Microbiology
- 1993 Dr. Charles E. Bugg, Director, Center for Macromolecular Crystallography
- 1994 Dr. Arnold G. Diethelm, Fay Fletcher Kerner Professor and Chair, Department of Surgery
- 1995 Dr. Albert F. LoBuglio, Director, UAB Cancer Center
- 1996 Dr. Gail H. Cassell, Professor and Chair, Department of Microbiology
- 1997 Dr. Suzanne Oparil, Professor of Medicine
- 1998 Dr. Richard J. Whitley, Professor of Pediatrics, Microbiology, and Medicine

Academic or administrative appointment shown for each lecturer is the primary appointment held at the time of selection as Distinguished Faculty Lecturer.

Source: UAB Public Relations and Marketing

**ELLEN GREGG INGALLS / NATIONAL ALUMNI SOCIETY  
AWARD FOR EXCELLENCE IN CLASSROOM TEACHING AT UAB**

1969-70	Dr. Hubert H. Harper, Associate Professor of English and Classical Languages
1970-71	Ms. Charlotte Gafford, Instructor in English
1971-72	Dr. Hubert H. Harper, Associate Professor of English and Classical Languages
1972-73	Mr. James Dupuy, Instructor in Mathematics
1973-74	Dr. Robert L. Penny, Assistant Professor of English
1974-75	Dr. Glenda Elliott, Assistant Professor of Education
1975-76	Dr. John S. Coley, Professor of English
1976-77	Dr. Roberta A. Long, Associate Professor of Education
1977-78	Dr. Maryann M. Manning, Associate Professor of Education
1978-79	Dr. Gary L. Manning, Associate Professor of Education
1979-80	Dr. Carl E. McFarland, Assistant Professor of Psychology
1980-81	Mr. James H. Hawk, Lecturer in Physics
1981-82	Dr. Loudell Ellis-Robinson, Professor of Accounting
1982-83	Ms. Lillian Naumann, Instructor in Biology
1983-84	Dr. David A. Conner, Professor and Chair of Electrical Engineering
1984-85	Dr. Lee R. Summerlin, II, Professor of Chemistry
1985-86	Dr. James F. Mersmann, Associate Professor of English
1986-87	Mr. Ollie S. Powers, III, Assistant Professor of Accounting
1987-88	Dr. Ada W. Long, Associate Professor of English
1988-89	Dr. J. Barry Andrews, Professor of Materials Science and Engineering
1989-90	Dr. Michael R. Bowers, Assistant Professor of Marketing
1990-91	Dr. Stephen O. Glosecki, Associate Professor of English
1991-92	Dr. Thomas P. Edmonds, Professor of Accounting
1992-93	Dr. Fouad H. Fouad, Associate Professor of Civil Engineering
1993-94	Dr. Gregory E. Pence, Professor of Philosophy
1994-95	Ms. Virginia S. Volker, Instructor in Biology
1995-96	Ms. Judy Taylor, Assistant Professor in Nursing
1996-97	Dr. Colin J. Davis, Associate Professor of History
1997-98	Dr. Carl E. McFarland, Jr., Professor and Chair of Psychology

Date shown is the academic year covered by the award. Academic appointment shown for each award winner is the primary appointment held at the time of the award.

Source: UAB Public Relations and Marketing

**CAROLYN P. AND CHARLES W. IRELAND  
PRIZE FOR SCHOLARLY DISTINCTION**

1991	Dr. Joan Lorden, Psychology
1992	Dr. James Rachels, Philosophy
1993	Dr. James McClintock, Biology
1994	Dr. James Tent, History
1995	Dr. Roger Lewis, Mathematics
1996	Dr. Henry Panion, Music
1997	Dr. Edward Taub, Psychology
1998	Dr. Harold Kincaid, Philosophy

Source: Office of the Dean of the Graduate School



**FULL-TIME UAB FACULTY\* BY RANK, SEX,  
AND TENURE STATUS FALL 1998**

<u>School/Unit</u>	<u>MEN</u>		<u>WOMEN</u>		<u>TOTAL</u>	
	<u>Number</u>	<u>Tenured</u>	<u>Number</u>	<u>Tenured</u>	<u>Number</u>	<u>Tenured</u>
<b>ARTS &amp; HUMANITIES</b>						
Professor	15	15	5	4	20	19
Associate	24	19	16	15	40	34
Assistant	10	1	12	0	22	1
Instructor	9	0	6	0	15	0
Other	2	1	1	1	3	2
<b>TOTAL</b>	<b>60</b>	<b>36</b>	<b>40</b>	<b>20</b>	<b>100</b>	<b>56</b>
<b>BUSINESS</b>						
Professor	20	19	1	1	21	20
Associate	15	15	3	3	18	18
Assistant	7	0	5	0	12	0
Instructor	0	0	2	0	2	0
Other	1	1	1	0	2	1
<b>TOTAL</b>	<b>43</b>	<b>35</b>	<b>12</b>	<b>4</b>	<b>55</b>	<b>39</b>
<b>DENTISTRY</b>						
Professor	18	18	4	4	22	22
Associate	12	10	4	2	16	12
Assistant	11	1	8	0	19	1
Instructor	3	0	4	0	7	0
Other	1	0	0	0	1	0
<b>TOTAL</b>	<b>45</b>	<b>29</b>	<b>20</b>	<b>6</b>	<b>65</b>	<b>35</b>
<b>EDUCATION</b>						
Professor	8	8	3	3	11	11
Associate	16	12	11	7	27	19
Assistant	5	0	12	0	17	0
Instructor	0	0	3	0	3	0
Other	1	1	0	0	1	1
<b>TOTAL</b>	<b>30</b>	<b>21</b>	<b>29</b>	<b>10</b>	<b>59</b>	<b>31</b>
<b>ENGINEERING</b>						
Professor	17	15	2	2	19	17
Associate	15	12	0	0	15	12
Assistant	14	0	3	0	17	0
Instructor	0	0	0	0	0	0
Other	0	0	0	0	0	0
<b>TOTAL</b>	<b>46</b>	<b>27</b>	<b>5</b>	<b>2</b>	<b>51</b>	<b>29</b>

\*Figures include full-time employees with faculty appointments.

**FULL-TIME UAB FACULTY\* BY RANK, SEX, AND TENURE STATUS (CONTINUED)**

<u>School/Unit</u>	<u>MEN</u>		<u>WOMEN</u>		<u>TOTAL</u>	
	<u>Number</u>	<u>Tenured</u>	<u>Number</u>	<u>Tenured</u>	<u>Number</u>	<u>Tenured</u>
<b>HEALTH RELATED PROFESSIONS</b>						
Professor	20	19	4	4	24	23
Associate	14	10	25	21	39	31
Assistant	7	0	18	1	25	1
Instructor	1	0	3	0	4	0
Other	0	0	1	0	1	0
<b>TOTAL</b>	<b>42</b>	<b>29</b>	<b>51</b>	<b>26</b>	<b>93</b>	<b>55</b>
<b>JOINT HEALTH SCIENCES</b>						
Professor	68	67	7	6	75	73
Associate	36	24	14	6	50	30
Assistant	55	0	23	0	78	0
Instructor	10	0	5	0	15	0
Other	0	0	0	0	0	0
<b>TOTAL</b>	<b>169</b>	<b>91</b>	<b>49</b>	<b>12</b>	<b>218</b>	<b>103</b>
<b>MEDICINE</b>						
Professor	191	174	18	17	209	191
Associate	125	61	38	23	163	84
Assistant	262	1	108	1	370	2
Instructor	79	0	41	0	120	0
Other	23	0	5	0	28	0
<b>TOTAL</b>	<b>680</b>	<b>236</b>	<b>210</b>	<b>41</b>	<b>890</b>	<b>277</b>
<b>NATURAL SCIENCES &amp; MATHEMATICS</b>						
Professor	31	31	1	1	32	32
Associate	28	26	2	2	30	28
Assistant	12	2	3	1	15	3
Instructor	1	0	4	1	5	1
Other	1	0	0	0	1	0
<b>TOTAL</b>	<b>73</b>	<b>59</b>	<b>10</b>	<b>5</b>	<b>83</b>	<b>64</b>
<b>NURSING</b>						
Professor	0	0	12	12	12	12
Associate	2	2	16	11	18	13
Assistant	0	0	26	17	26	17
Instructor	0	0	1	0	1	0
Other	0	0	0	0	0	0
<b>TOTAL</b>	<b>2</b>	<b>2</b>	<b>55</b>	<b>40</b>	<b>57</b>	<b>42</b>
<b>OPTOMETRY</b>						
Professor	15	15	0	0	15	15
Associate	12	8	2	1	14	9
Assistant	4	0	7	0	11	0
Instructor	0	0	0	0	0	0
Other	0	0	0	0	0	0
<b>TOTAL</b>	<b>31</b>	<b>23</b>	<b>9</b>	<b>1</b>	<b>40</b>	<b>24</b>

\*Figures include full-time employees with faculty appointments.

**FULL-TIME UAB FACULTY\* BY RANK, SEX, AND TENURE STATUS (CONTINUED)**

<b>School/Unit</b>	<b>MEN</b>		<b>WOMEN</b>		<b>TOTAL</b>	
	<b>Number</b>	<b>Tenured</b>	<b>Number</b>	<b>Tenured</b>	<b>Number</b>	<b>Tenured</b>
<b>PUBLIC HEALTH</b>						
Professor	17	17	5	5	22	22
Associate	11	11	7	4	18	15
Assistant	6	0	13	0	19	0
Instructor	0	0	0	0	0	0
Other	0	0	1	0	1	0
<b>TOTAL</b>	<b>34</b>	<b>28</b>	<b>26</b>	<b>9</b>	<b>60</b>	<b>37</b>
<b>SOCIAL &amp; BEHAVIORAL SCIENCES</b>						
Professor	21	20	3	3	24	23
Associate	24	24	9	9	33	33
Assistant	11	0	12	0	23	0
Instructor	3	0	2	0	5	0
Other	1	1	0	0	1	1
<b>TOTAL</b>	<b>60</b>	<b>45</b>	<b>26</b>	<b>12</b>	<b>86</b>	<b>57</b>
<b>LISTER HILL LIBRARY OF THE HEALTH SCIENCES</b>						
Professor	0	0	0	0	0	0
Associate	2	1	2	2	4	3
Assistant	0	0	5	1	5	1
Instructor	1	0	3	0	4	0
Other	0	0	0	0	0	0
<b>TOTAL</b>	<b>3</b>	<b>1</b>	<b>10</b>	<b>3</b>	<b>13</b>	<b>4</b>
<b>MERVYN H. STERNE LIBRARY</b>						
Professor	0	0	0	0	0	0
Associate	0	0	0	0	0	0
Assistant	0	0	0	0	0	0
Instructor	0	0	0	0	0	0
Other	7	0	10	1	17	1
<b>TOTAL</b>	<b>7</b>	<b>0</b>	<b>10</b>	<b>1</b>	<b>17</b>	<b>1</b>
<b>UAB TOTAL</b>						
Professor	441	418	65	62	506	480
Associate	336	235	149	106	485	341
Assistant	404	5	255	21	659	26
Instructor	107	0	74	1	181	1
Other	37	4	19	2	56	6
<b>TOTAL</b>	<b>1,325</b>	<b>662</b>	<b>562</b>	<b>192</b>	<b>1,887</b>	<b>854</b>

\*Figures include full-time employees with faculty appointments.

Source: UAB Human Resource System Departmental Faculty Statistical Report as of October 31, 1998

**HIGHEST DEGREES OF UAB FULL-TIME FACULTY\* BY SCHOOL BY RANK  
FALL 1998**

<u>School/Unit</u>	<u>Academic Doctorate</u>	<u>Professional Doctorate</u>	<u>Master's</u>	<u>Baccalaureate/ Other</u>	<u>Total</u>
<b>ARTS &amp; HUMANITIES</b>					
Professor	15	0	5	0	20
Associate	29	5	6	0	40
Assistant	18	2	2	0	22
Instructor	3	0	9	3	15
Other	2	0	1	0	3
TOTAL	67	7	23	3	100
<b>BUSINESS</b>					
Professor	19	1	1	0	21
Associate	13	2	3	0	18
Assistant	10	1	1	0	12
Instructor	0	1	1	0	2
Other	1	0	1	0	2
TOTAL	43	5	7	0	55
<b>DENTISTRY</b>					
Professor	3	18	1	0	22
Associate	0	15	1	0	16
Assistant	2	17	0	0	19
Instructor	0	7	0	0	7
Other	0	0	0	1	1
TOTAL	5	57	2	1	65
<b>EDUCATION</b>					
Professor	5	6	0	0	11
Associate	19	8	0	0	27
Assistant	13	4	0	0	17
Instructor	1	0	2	0	3
Other	1	0	0	0	1
TOTAL	39	18	2	0	59
<b>ENGINEERING</b>					
Professor	18	1	0	0	19
Associate	13	1	1	0	15
Assistant	16	0	1	0	17
Instructor	0	0	0	0	0
Other	0	0	0	0	0
TOTAL	47	2	2	0	51

\*Figures include full-time employees with faculty appointments.

## HIGHEST DEGREES OF UAB FULL-TIME FACULTY\* (CONTINUED)

<u>School/Unit</u>	<u>Academic Doctorate</u>	<u>Professional Doctorate</u>	<u>Master's</u>	<u>Baccalaureate/ Other</u>	<u>Total</u>
<b>HEALTH RELATED PROFESSIONS</b>					
Professor	16	6	2	0	24
Associate	13	4	22	0	39
Assistant	17	1	7	0	25
Instructor	0	0	3	1	4
Other	0	0	0	1	1
TOTAL	46	11	34	2	93
<b>JOINT HEALTH SCIENCES</b>					
Professor	56	19	0	0	75
Associate	29	20	0	1	50
Assistant	55	17	1	5	78
Instructor	11	3	1	0	15
Other	0	0	0	0	0
TOTAL	151	59	2	6	218
<b>MEDICINE</b>					
Professor	39	168	1	1	209
Associate	34	127	1	1	163
Assistant	59	295	11	5	370
Instructor	11	95	6	8	120
Other	0	21	3	4	28
TOTAL	143	706	22	19	890
<b>NATURAL SCIENCES &amp; MATHEMATICS</b>					
Professor	32	0	0	0	32
Associate	29	1	0	0	30
Assistant	14	1	0	0	15
Instructor	3	0	2	0	5
Other	0	0	1	0	1
TOTAL	78	2	3	0	83
<b>NURSING</b>					
Professor	8	4	0	0	12
Associate	7	10	1	0	18
Assistant	12	8	6	0	26
Instructor	1	0	0	0	1
Other	0	0	0	0	0
TOTAL	28	22	7	0	57
<b>OPTOMETRY</b>					
Professor	7	8	0	0	15
Associate	4	9	0	1	14
Assistant	3	8	0	0	11
Instructor	0	0	0	0	0
Other	0	0	0	0	0
TOTAL	14	25	0	1	40

\*Figures include full-time employees with faculty appointments.

## HIGHEST DEGREES OF UAB FULL-TIME FACULTY\* (CONTINUED)

<u>School/Unit</u>	<u>Academic Doctorate</u>	<u>Professional Doctorate</u>	<u>Master's</u>	<u>Baccalaureate/ Other</u>	<u>Total</u>
<b>PUBLIC HEALTH</b>					
Professor	14	7	1	0	22
Associate	13	4	1	0	18
Assistant	16	2	1	0	19
Instructor	0	0	0	0	0
Other	0	0	0	1	1
TOTAL	43	13	3	1	60
<b>SOCIAL &amp; BEHAVIORAL SCIENCES</b>					
Professor	24	0	0	0	24
Associate	33	0	0	0	33
Assistant	21	0	2	0	23
Instructor	2	0	3	0	5
Other	1	0	0	0	1
TOTAL	81	0	5	0	86
<b>LISTER HILL LIBRARY OF THE HEALTH SCIENCES</b>					
Professor	0	0	0	0	0
Associate	0	0	4	0	4
Assistant	0	0	5	0	5
Instructor	0	0	3	1	4
Other	0	0	0	0	0
TOTAL	0	0	12	1	13
<b>MERVYN H. STERNE LIBRARY</b>					
Professor	0	0	0	0	0
Associate	0	0	0	0	0
Assistant	0	0	0	0	0
Instructor	0	0	0	0	0
Other	1	1	15	0	17
TOTAL	1	1	15	0	17
<b>UAB TOTAL</b>					
Professor	256	238	11	1	506
Associate	236	206	40	3	485
Assistant	256	356	37	10	659
Instructor	32	106	30	13	181
Other	6	22	21	7	56
TOTAL	786	928	139	34	1,887

\*Figures include full-time employees with faculty appointments.

Source: UAB Human Resource System Departmental Faculty Statistical Report as of October 31, 1998

## UAB WORK FORCE FY 1998-99

<b>Organizational Area</b>	<b>Full-time</b>		<b>Part-time</b>		<b>Total</b>
	<b>Men</b>	<b>Women</b>	<b>Men</b>	<b>Women</b>	
Central Administration	753	646	238	714	2,351
Hospital	1,158	2,446	334	1,868	5,806
Provost/Academics	1,990	3,119	1,234	1,518	7,861
Unknown	0	0	0	4	4
<b>TOTAL</b>	<b>3,901</b>	<b>6,211</b>	<b>1,806</b>	<b>4,104</b>	<b>16,022</b>

<b>Job Category</b>	<b>Full-time</b>		<b>Part-time</b>		<b>Total</b>
	<b>Men</b>	<b>Women</b>	<b>Men</b>	<b>Women</b>	
Executive/Administrative	131	107	1	1	240
Faculty*	1,151	492	116	51	1,810
Professional Nonfaculty	1,291	2,312	916	1,961	6,480
Secretarial/Clerical	149	1,729	568	1,432	3,878
Technical/Paraprofessional	558	851	117	238	1,764
Service Maintenance	331	708	85	420	1,544
Skilled Crafts	290	12	3	1	306
<b>TOTAL</b>	<b>3,901</b>	<b>6,211</b>	<b>1,806</b>	<b>4,104</b>	<b>16,022</b>

<b>Job Category</b>	<b>Amer.</b>	<b>Asian</b>	<b>Black</b>	<b>Hisp.</b>	<b>White</b>	<b>Total</b>
	<b>Indian</b>					
Executive/Administrative	0	3	18	1	218	240
Faculty*	3	153	77	38	1,539	1,810
Professional Nonfaculty	6	623	942	71	4,838	6,480
Secretarial/Clerical	11	78	2,025	16	1,748	3,878
Technical/Paraprofessional	2	43	669	14	1,036	1,764
Service Maintenance	0	4	1,339	1	200	1,544
Skilled Crafts	1	0	104	0	201	306
<b>TOTAL</b>	<b>23</b>	<b>904</b>	<b>5,174</b>	<b>141</b>	<b>9,780</b>	<b>16,022</b>

\*Employees who also have faculty appointments are included in their primary occupational classification.

Source: Office of Personnel Administration, Compliance Statistics, October 31, 1998

**UAB WORK FORCE BY AREA, STATUS, AND JOB CATEGORY  
1993-94 THROUGH 1998-99**

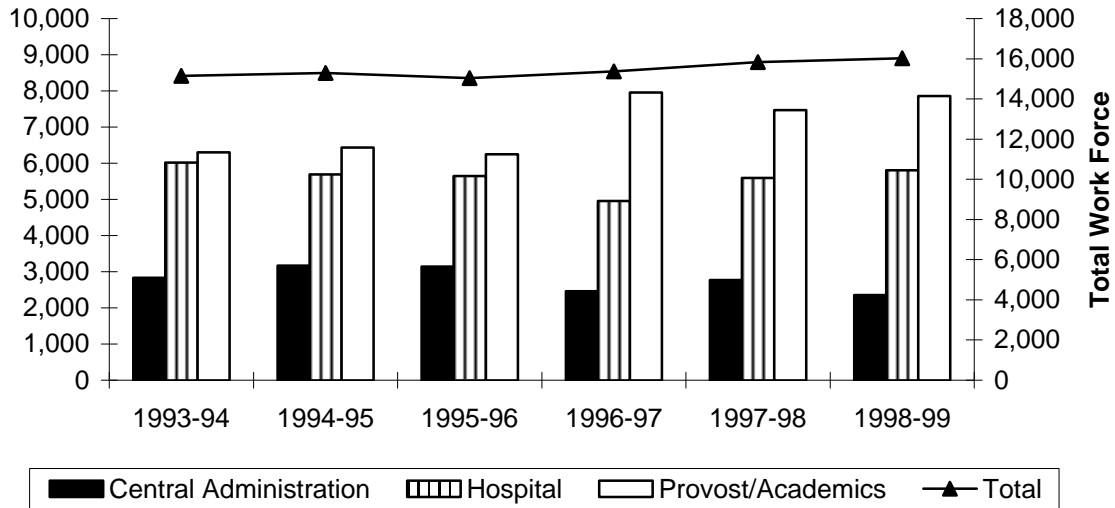
	<u>1993-94</u>	<u>1994-95</u>	<u>1995-96</u>	<u>1996-97</u>	<u>1997-98</u>	<u>1998-99</u>
<b>By Area</b>						
Central Administration	2,832	3,165	3,144	2,456	2,766	2,351
Hospital	6,021	5,689	5,647	4,955	5,595	5,806
Provost/Academics*	6,297	6,438	6,249	7,954	7,468	7,861
Unknown	-	2	4	5	4	4
Total	<u>15,150</u>	<u>15,294</u>	<u>15,044</u>	<u>15,370</u>	<u>15,833</u>	<u>16,022</u>
<b>By Status</b>						
Full-Time	10,349	10,378	10,224	10,171	10,220	10,112
Part-Time	4,801	4,916	4,820	5,199	5,613	5,910
Total	<u>15,150</u>	<u>15,294</u>	<u>15,044</u>	<u>15,370</u>	<u>15,833</u>	<u>16,022</u>
<b>By Job Category</b>						
Executive/Administrative	235	265	272	257	240	240
Faculty	1,833	1,863	1,849	1,773	1,745	1,810
Professional Nonfaculty	5,445	5,381	5,444	5,652	5,953	6,480
Secretarial/Clerical	3,720	3,833	3,621	4,109	4,299	3,878
Technical/Paraprofessional	1,762	1,880	1,795	1,683	1,735	1,764
Service Maintenance	1,825	1,743	1,728	1,583	1,554	1,544
Skilled Crafts	330	329	335	313	307	306
Total	<u>15,150</u>	<u>15,294</u>	<u>15,044</u>	<u>15,370</u>	<u>15,833</u>	<u>16,022</u>

\*Prior to 1996-97, this was shown as Academic Affairs and Health Affairs, separately.

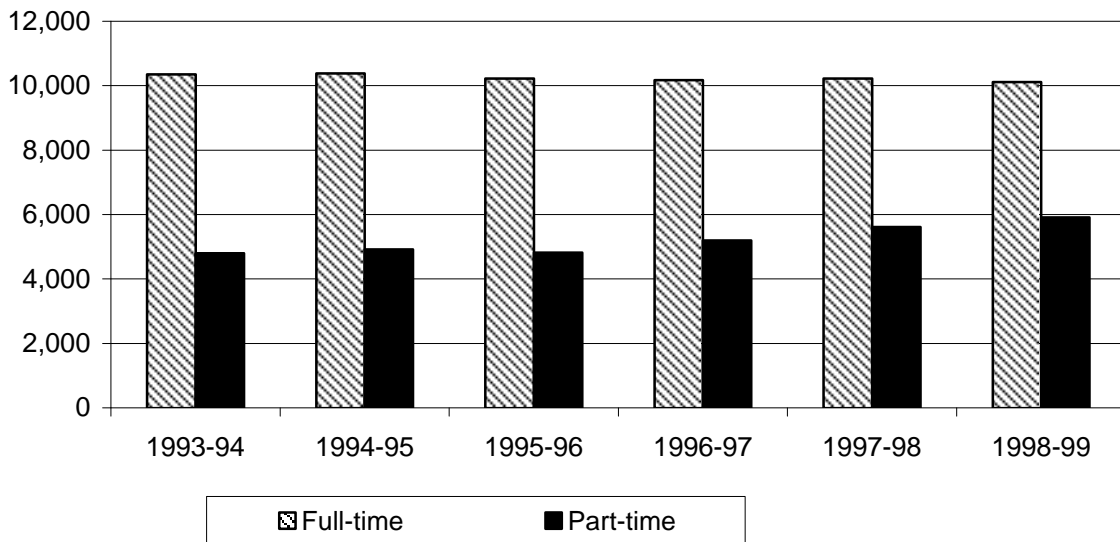
Source: Office of Personnel Administration, Compliance Statistics, as of October 31 of each year.



## UAB WORK FORCE BY AREA 1993-94 to 1998-99



## UAB WORK FORCE BY STATUS 1993-94 to 1998-99



## FULL-TIME UAB WORK FORCE AND PAYROLL 1989 THROUGH 1998

### FULL-TIME WORK FORCE

<u>Year</u>	<u>Full-time Nonfaculty</u>	<u>Full-time Faculty</u>	<u>Total Full-time Work Force</u>	<u>Change from Previous Year</u>
1989	8,014	1,552	9,566	1.4%
1990	8,262	1,564	9,826	2.7%
1991	8,255	1,618	9,873	0.5%
1992	8,545	1,683	10,228	3.6%
1993	8,654	1,695	10,349	1.2%
1994	8,659	1,719	10,378	0.3%
1995	8,499	1,725	10,224	-1.5%
1996	8,518	1,653	10,171	-0.5%
1997	8,595	1,625	10,220	0.5%
1998	8,469	1,643	10,112	-1.1%

Source: Office of Personnel Administration, Compliance Statistics as of Fall each year

### PAYROLL

<u>Year</u>	<u>Payroll</u>	<u>Change from Previous Year</u>	
		<u>Amount</u>	<u>Percent</u>
1989	294,607,251	\$30,079,131	11.4% (H)
1990	320,203,670	\$25,596,419	8.7%
1991	349,535,164	\$29,331,494	9.2%
1992	380,510,960	\$30,975,796	8.9%
1993	400,483,323	\$19,972,363	5.2%
1994	411,398,135	\$10,914,812	2.7% (L)
1995	425,177,618	\$13,779,483	3.3%
1996	437,611,483	\$12,433,865	2.9%
1997	466,822,683	\$29,211,200	6.7%
1998	503,859,895	\$37,037,212	7.9%

(H) Ten-year High

(L) Ten-Year Low

Source: UAB Payroll Department Calendar Year Total (does not include UAB Walker College or fringe benefits)

## UAB BUILDING SUMMARY

<u>Building Name</u>	<u>Gross Square Feet</u>	<u>Construction Completed or Acquired*</u>
Administration Building	192,945	1993 *
Administration Building Parking Deck	136,064	1993 *
All Seasons Travel Building	9,150	1993 *
Alys Robinson Stephens Performing Arts Center	110,125	1996
Ambulatory Dialysis - Home Training Center	18,336	1969
Anna Praytor Properties	8,915	1990 *
Arlington Business Center	13,016	1990 (R)
Arts Annex	5,766	1997 *
Bartow Arena	153,302	1988
Bartow Arena Office Towers	18,988	1992
Bessemer Dialysis Center	5,046	1996 (R)
Bessemer Substance Abuse Center	1,800	1996 (R)
Best Western Inn - Medical Center	44,888	1987 * (L)
Bevill Biomedical Sciences Research Building	223,822	1993
Big "B" Drug (Vacant)	1,753	1993
Birmingham Regional Emergency Medical Services	4,168	1986 *
Bishop Building	21,072	1961
Blazer Hall (Student Residence)	41,700	1962
Boshell Diabetes Education and Research Building	128,545	1973
Burleson Building	9,642	1988 *
Business and Engineering Complex	138,933	1983
Camp Hall (Student Residence)	159,513	1980
Campbell Hall	107,476	1978
Campbell Hall 3rd and 4th Floor Expansion	102,365	1991
Campus Services Facility	6,940	1990 *
Cancer Research Center	38,075	1982
Center for Health Professionals	12,000	1986
Center for Labor Education and Research	4,676	1975 *
Center for Nuclear Imaging Research	14,481	1986
Center for Psychiatric Medicine	156,682	1992
Center for Psychiatric Medicine Parking	26,786	1992
Central Laundry Building	31,968	1986
Central Support Building	103,859	1987 *
Central Utility No. 1 and Addition	22,334	1971
Central Utility Plant No. 3	21,710	1991
Chauncey Sparks Center - CIRC	110,500	1969
Chemistry Building	66,540	1972
Chemistry Annex	7,404	1978
Chevron Building	48,170	1989 *
Child Care Center	6,213	1993
Childersburg Dialysis Center	7,500	1995
Children's Hospital of Alabama	1,377	1987 (R)
Children's Hospital Ambulatory Care Center	23,627	1994 (R)

## UAB BUILDING SUMMARY (CONTINUED)

<u>Building Name</u>	<u>Gross Square Feet</u>	<u>Construction Completed or Acquired*</u>
Children's Hospital Tower	28,831	1992 (R)
Children's Hospital Office Building	3,088	1995 (R)
Civitan International Research Center	57,044	1992
Clark Theatre	12,875	1950 *
Clark Theatre Addition	6,348	1976
Community Care Building	61,067	1991 *
Community Health Services - 19th	86,244	1981 *
Community Health Services - 20th	66,409	1979 *
Cook Springs Farm (5 Buildings)	17,142	1980 *
Cudworth Continuing Education Center	47,957	1963
Denman Hall (Student Residence)	70,944	1973
Dentistry Building	109,629	1951
Dentistry Building Addition	51,897	1975
Dentistry Building Storage Addition	2,293	1976
Dentistry Clinic	44,602	1951
Dixie Warehouse	4,000	1996 (R)
Dowdy Building	2,593	1971 *
Education Building	111,352	1971
Education Building Parking	32,930	1971
Engel Day Treatment Center	4,895	1970
Engel Day Treatment Center Addition	15,828	1975
Ensley Dialysis Center	8,636	1996 (R)
Eye Foundation Hospital	17,445	1988 (R)
Facilities Administration Building	24,591	1995 *
Facilities Administration Annex No. 1	3,166	1995 *
Facilities Administration Annex No. 2	1,790	1995 *
Flammable Storage Building	1,205	1980
Fleet Operations Center	1,302	1989 *
Garden Apartments (20 units)	50,534	1962
General Services Building	52,973	1979
General Services Building 3rd, 4th, and 5th Floor Expansion	77,073	1991
Goodrich Building	11,600	1993 *
Health Sciences Bookstore	1,665	1993
Henry Peters Building (School of Optometry)	77,950	1975
Henry Peters Building Parking	27,302	1975
Hill University Center	138,810	1983
Hill University Center - Auto Tellers	676	1984
Hixson Hall (Student Residence)	95,362	1962
Hoehn Engineering Building	36,384	1987
Hoehn Engineering Building Addition	3,178	1997
Holley-Mears Building	10,968	1978 *
Honors House	9,326	1903 *
Hospital Annex I	18,321	1983 *
Hospital Annex II	6,506	1986 *
Hulsey Center	49,210	1981

## UAB BUILDING SUMMARY (CONTINUED)

<u>Building Name</u>	<u>Gross Square Feet</u>	<u>Construction Completed or Acquired*</u>
Humanities Building	65,443	1972
Huntsville - Ambulatory Care Center	34,006	1975
Huntsville - Clinical Sciences Center	25,133	1978
Jackson Building	3,950	1990 *
Jefferson Tower	301,878	1940
Jefferson Tower - South Wing Addition	22,800	1970
Kracke Clinical Services Building	40,194	1928
Liberty National Building	67,423	1990 (R)
Lister Hill Library	49,125	1971
Lister Hill Library Addition	88,547	1996
Lister Hill Parking	13,224	1971
Lyons-Harrison Research Building	92,867	1960
Lyons-Harrison Research Building Addition	43,302	1966
Marshall Conference Center	3,234	1973 *
Mary Lewis Convalescent Home	28,900	1986 *
McCallum Basic Science Education and Research Facility	176,327	1985
Medical Education Building	49,893	1977
Medical Towers	54,020	1975 (R)
Morningside Drive	2,900	1995 *
Mortimer Jordan Hall	28,965	1960 *
Mortimer Jordan Hall Addition	33,515	1970
Motor Pool (Storage)	6,017	1972 *
MRI Diagnostic Center	13,064	1988
Narrow Lane Rd Building (M'gomery Internal Medicine Res. Prog.)	8,716	1995 (R)
New Hillman Building	62,543	1928
North Wing Jefferson Tower	118,298	1966
Nursing Building	73,841	1971
Nursing Building Addition	9,994	1980
Nursing Building Addition II	7,264	1983
Nursing Building Parking	37,813	1971
Nursing Building West Addition	6,523	1992
OADI Technology Center (Genesis Center)	68,665	1997
Old Hillman Building	46,082	1902
Pittman Center	6,899	1980
Police Annex	1,480	1992 *
Police Headquarters Building	10,276	1992 *
Police Support Building	3,893	1971 *
Professional Arts Building	58,292	1989
Quarterback Tower	91,135	1976
Radiology Film Storage Building	12,600	1992 (R)
Rast Hall (Student Residence)	126,153	1990
Rime Sportsplex	35,208	1993 *
ROTC Building	4,794	1975 *
Ruffner Mountain Transmitter Station	150	1975

## UAB BUILDING SUMMARY (CONTINUED)

<u>Building Name</u>	<u>Gross Square Feet</u>	<u>Construction Completed or Acquired*</u>
Russell Wing, University Hospital	91,342	1977
Rust University Center	29,404	1969
Rust Building Parking	53,751	1969
Ryals Public Health Building (Floors 1 & 2)	36,739	1996
Ryals Public Health Building (Floors 3 & 4)	36,971	1998
Samuel Ullman Museum	5,425	1993 *
Scene Shop	6,058	1975 *
School of Health Related Professions	79,243	1970
School of Health Related Professions - Annex I	1,973	1986 *
School of Health Related Professions - Annex II	1,710	1986 *
Smolian International House	9,472	1992
Smolian Psychiatric Clinic	22,315	1960
Sorority Square Building	8,820	1989 *
Spain Rehabilitation Center	60,551	1963
Spain Rehabilitation Center Addition	35,659	1969
Spain Rehabilitation Center Addition II	51,282	1991
Spain Rehabilitation Center - Pizitz Memorial Pool Addition	3,008	1987
Spain Tower (South 1/2 Spain/Wallace Building)	128,183	1979
Spain Tower Kidney Transplant Unit Expansion	18,243	1982
Spain Tower 8th and 9th Floor Expansion	37,622	1984
Sterne Library	79,157	1973
Sterne Library Addition	90,371	1987
Sylacauga Dialysis Center	2,680	1993 (R)
Tinsley Harrison Tower	131,656	1984
Town House	106,889	1985 *
Trash Compactor Facility	865	1982
UAB South	3,910	1987 (R)
UAB Substance Abuse Center	32,714	1993 *
UAB Travel Center	1,753	1993
Ullman Building	30,615	1910
Ullman - Bell Addition	46,189	1955
Ullman - Boiler Building	5,348	1978
Ullman - West Addition	20,414	1950
University Boulevard Parking Deck	271,259	1987
University Court Apartments	52,840	1989 *
University Hall (Student Residence)	41,700	1962
University Inn	89,515	1986 * (L)
University Optometric Group	2,334	1986 *
University Park Business Center	11,305	1990 (R)
University Stores Warehouse/Annex	156,697	1985 *
Valet Parking Office	1,092	1987 (R)
Veterans' Affairs Medical Center	3,415	1990 (R)
Volker Hall	394,804	1971
Volker Hall Basement Addition	35,626	1996
Volker Hall Parking	13,144	1971

## UAB BUILDING SUMMARY (CONTINUED)

<u>Building Name</u>	<u>Gross Square Feet</u>	<u>Construction Completed or Acquired*</u>
Volker Hall Plaza Addition	11,211	1991
Wallace Physical Education Facility	52,655	1974
Wallace Tower (North 1/2 Spain/Wallace Building)	114,854	1979
Wallace Tower 7th, 8th, and 9th Floor Expansion	46,404	1984
Wallace Tumor Institute	73,211	1976
Wallace Tumor Institute - NMR Addition	11,830	1985
Wallace Tumor Institute - 4th, 5th, and 6th Floor Expansion	70,324	1992
Waste Holding Facility	18,780	1987 *
WBHM	4,510	1971
WBHM Addition	2,640	1980
Webb Nutrition Sciences Building	71,443	1983
West Pavilion	387,877	1991
West Playing Fields Building	800	1996
White Building	3,338	1991 *
Woodward Estate	25,646	1971 *
Worrell Building	36,342	1986 *
Young Memorial Field Building	638	1984
Zeigler Research Center	115,116	1971
500 Building	3,267	1993 (R)
516 Building	3,500	1960
6th Avenue Parking Deck	424,979	1982
7-11 Building	5,387	1971 *
910 Building	2,728	1972
917 Building	3,520	1974 *
10th Avenue Parking Deck	145,440	1981 *
1006 19th Street South (Johnson House)	7,865	1985 *
1016 Building	2,518	1990 *
1043 9th Avenue South	3,204	1975 *
1055 Building	8,157	1974 *
1115 Building	3,040	1990 *
1430 Warehouse	25,688	1995
15th Street Classroom Building	16,145	1973
15th Street Office Building	26,161	1968 *
1521 Building	8,690	1990 *
1601 Building	1,696	1960 *
18th Street Parking Deck	262,500	1975
19th Street Parking Deck	195,491	1970
19th Street Parking Deck Expansion	80,000	1991
1917 Building	18,200	1960 *
2020 Building	9,854	1988 *

(R) = rented

(L) = leased out

## **UAB BUILDING SUMMARY (CONTINUED)**

### **Under Construction (FY 98-99)**

Spain Rehabilitation Center 4th Floor Renovations  
General Clinical Research Center (West Pavilion - North Wing)  
Hospital Renovation Projects  
Kaul Human Genetics Building  
School of Dentistry Renovations  
School of Nursing Renovations  
OADI Technology Center Completion

### **Buildings Under Design**

Scrushy Building (School of Health Related Professions)  
Hospital Renovation Projects  
Completion of the Stephens Center  
Addition Hospital Annex #1  
Addition 6th Avenue Parking Deck  
General Services Building 3rd Floor Completion  
Replacement Building UAB University Hospital

### **Additional Existing Buildings - University-related**

Children's Hospital of Alabama  
Cooper Green Hospital  
Eye Foundation Hospital  
Medical Alumni Building  
The Kirklin Clinic  
Department of Veterans' Affairs Medical Center

Source: Institutional Studies and Services - Space Planning and Analysis



## UAB SPACE DISTRIBUTION (AS OF SEPTEMBER 30, 1997)

<u>Space Use</u>	<u>Total Net Assignable Square Feet</u>	<u>Central Administration</u>	<u>Joint Health Sciences/ First Professional*</u>
Classroom Facilities	167,414	0	33,773
Laboratory Facilities			
Instructional	272,763	0	125,275
Research <sup>1</sup>	591,673	0	503,023
Other	166,378	3,236	75,033
Office Facilities	1,749,124	252,442	796,678
Central Libraries (excludes offices)	209,867	0	72,019
Special Use Facilities	217,352	9,127	96,797
(Armory, Athletic/Physical Education, Audiovisual-Radio-TV, Nonhealth Professional Clinics, Demonstration, Field Buildings, Animal Quarters, Greenhouses, and Departmental Libraries)			
General Use Facilities	428,862	63,346	78,656
(Assembly, Exhibition, Food, Lounge, Merchandising, Recreation, Meeting Rooms, and Locker Rooms)			
Support Facilities	583,799	263,789	59,386
(Data Processing/Computer Shop, Storage, Vehicle Storage, Central Food Stores, and Central Laundry)			
Parking Facilities	1,330,113	0	0
(Highrise Parking and Enclosed Parking)			
Health Care Facilities	521,223	0	43,019
(Patient Bedrooms, Patient Baths, Nurse Stations, Surgery, Treatment, Service Laboratory, Supplies, Public Waiting, Health Care Service, Call Rooms, and Staff Support Space)			
Residential Facilities	674,631	22,690	7,922
(Apartments, Dormitories, and Hotel Rooms)			
Unclassified	23,955	5,264	2,061
(Space not assigned or to be renovated)			
<b>TOTAL</b>	<b>6,937,154<sup>2</sup></b>	<b>619,894</b>	<b>1,893,642</b>

\*Includes Schools of Dentistry, Medicine, and Optometry.

<sup>1</sup>Includes departmental and sponsored research.

<sup>2</sup>Excludes shelled space.

Source: Institutional Studies and Services - Space Planning and Analysis

<u>General Academic</u>	<u>University Hospital</u>	<u>Auxiliary</u>	<u>Noninstitutional Agency</u>
133,641	0	0	0
147,488	0	0	0
88,650	0	0	4,526
73,151	10,432	0	0
377,817	264,843	25,281	32,063
136,286	1,562	0	0
58,989	49,312	3,127	0
100,934	99,740	42,934	43,252
71,456	84,135	94,165	10,868
0	0	1,330,113	0
7,280	470,924	0	0
0	72,800	494,697	76,522
16,072	558	0	0
1,211,764	1,054,306	1,990,317	167,231

**SELECTED UAB FINANCIAL HIGHLIGHTS  
FY 1993-94 THROUGH FY 1997-98**

<b><u>Item</u></b>	<b><u>1993-94</u></b>	<b><u>1994-95</u></b>	<b><u>1995-96</u></b>	<b><u>1996-97<sup>3</sup></u></b>	<b><u>1997-98</u></b>
Tuition and Fees	\$42,147,767	\$45,025,457	\$49,074,274	\$50,917,141	\$55,127,866
State Appropriations <sup>1</sup>	166,173,601	185,718,017	182,199,358	181,917,550	183,192,869
Gifts, Grants & Contracts <sup>2</sup>	172,585,617	188,023,603	198,713,580	224,620,469	245,976,228
Total Revenues	894,396,145	972,086,837	996,470,503	1,104,893,693	1,170,238,865
Total Assets	1,202,769,772	1,296,688,871	1,346,788,048	1,530,880,140	1,593,971,902
Instructional Expenditures	149,468,878	158,524,538	134,966,770	139,869,785	142,523,191
Hospital Expenditures	406,101,365	419,392,245	434,294,728	488,593,562	542,050,758
Auxiliary Expenditures	15,797,973	16,557,542	18,916,499	21,083,335	22,677,473

NOTE: Financial data are based on the published financial statement for that year and do not necessarily reflect subsequent changes in accounting practices.

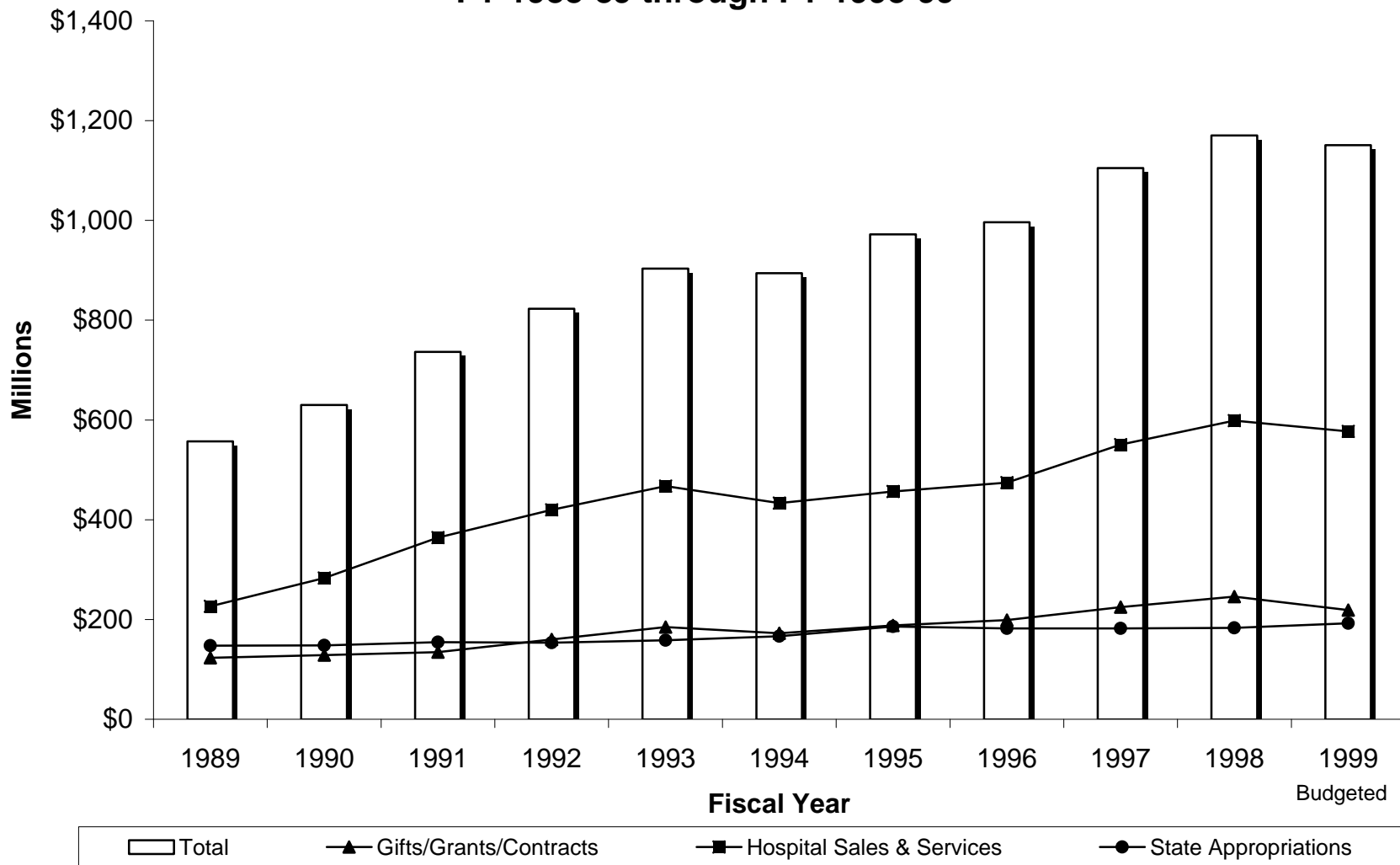
<sup>1</sup>Includes state appropriations for educational and general (E&G), hospital, and auxiliary enterprises.

<sup>2</sup>Includes indirect cost recovery.

<sup>3</sup>Figures for FY 1996-97 have been revised to exclude UAB Walker College.

Source: Published UAB Financial Statements, 1993-94 to 1997-98 Financial Statements excluding UAB Walker College, and the Office of Associate Vice President for Financial Affairs

## University of Alabama at Birmingham Revenues from Selected Sources and Total FY 1988-89 through FY 1998-99



**STATE FUNDING FROM THE  
EDUCATIONAL TRUST FUND AS ENACTED  
FY 1967-68 TO FY 1998-99**

<u>Fiscal Year</u>	<u>UAB Request</u>	<u>ACHE Recommendation</u>	<u>Governor's Recommendation</u>	<u>Original Appropriation</u> <sup>1</sup>
1998-99 <sup>11</sup>	\$217,954,281	\$198,359,499	\$191,112,548	\$192,564,684
1997-98	197,376,459	195,086,299	182,987,673	183,984,625
1996-97 <sup>10</sup>	216,099,194	191,571,618	159,292,757	182,755,980
1995-96 <sup>8</sup>	196,784,010	179,743,681	145,338,599	152,892,659 <sup>7,9</sup>
1994-95	174,086,656	170,217,281	163,068,408	165,184,208 <sup>7</sup>
1993-94	174,374,421	156,690,187	<sup>2</sup>	146,291,307 <sup>7</sup>
1992-93 <sup>6</sup>	173,166,984	144,241,231	<sup>2</sup>	136,230,017
1991-92 <sup>5</sup>	157,091,034	137,635,377	<sup>2</sup>	140,081,381
1990-91	148,171,566	136,489,897	<sup>2</sup>	128,399,290
1989-90	136,927,929	126,808,097	<sup>2</sup>	115,759,036
1988-89 <sup>4</sup>	127,513,440	113,630,997	<sup>2</sup>	117,179,843
1987-88	122,426,275	102,672,967	97,632,142	98,635,173
1986-87	139,973,045	114,677,669	96,662,640	97,162,640
1985-86	119,191,528	106,927,000	105,138,359	107,388,359
1984-85	101,242,132	93,758,000	86,625,930	87,275,930
1983-84	99,579,000	93,071,000	70,272,751	70,701,053
1982-83	108,721,564	87,329,341	69,952,098	69,676,355
1981-82	104,673,576	83,704,000	62,172,442	63,975,600
1980-81	97,723,505	84,563,800	67,950,000	68,350,000
1979-80	98,497,422	75,784,800	59,970,512	60,170,512
1978-79	79,541,318	62,707,368	61,159,512	59,970,512
1977-78	60,757,369	52,747,352	50,946,789	47,707,789
1976-77	59,314,197	41,144,509	34,093,400	37,057,200
1975-76	36,357,498	30,636,318	34,093,400	38,443,400
1974-75	28,249,988	25,702,448	23,839,507	25,101,220
1973-74	25,336,139	23,399,914	21,742,525	20,403,000
1972-73	27,432,974	<sup>3</sup>	13,035,704	14,673,988
1971-72	22,330,398	-	13,035,704	12,583,000
1970-71	26,371,000	-	10,327,647	8,958,000
1969-70	19,565,000	-	9,567,217	8,095,000
1968-69	9,863,016	-	5,514,236	7,192,342
1967-68	8,940,424	-	5,514,236	5,720,000

<sup>1</sup> Appropriations are shown as originally enacted. Budgets have been prorated as follows: 1978-79 - 2.9811%; 1979-80 - 6.1406%; 1980-81 - 3.568%; 1985-86 - 4.1233%; 1990-91 - 6.5%; and 1991-92 - 3%. In FY 1992-93, UAB received supplemental appropriations totalling \$3,351,070.

<sup>2</sup> The Governor's Recommendation contained one amount for the University of Alabama System.

<sup>3</sup> The Alabama Commission on Higher Education made its first recommendation in the 1973-75 biennium.

<sup>4</sup> Beginning in FY 1988-89, figures include funding for Special Mental Health. Prior to FY 1988-89, funding for Special Mental Health was allocated separately. Since ACHE does not make a recommendation for Special Mental Health funding, the prior year's appropriation is substituted as the recommendation.

<sup>5</sup> Original Appropriation amount includes FICA. FICA was not included in UAB's request or ACHE's recommendation.

<sup>6</sup> FICA is included in all figures from FY 1992-93 forward.

<sup>7</sup> In FY 1993-94, UAB also received \$100,000 for minority business recruitment and \$300,000 for the Beville Center for Biotechnology. In FY 1994-95 and FY 1995-96, UAB received \$350,000 for the Beville Center.

<sup>8</sup> Beginning in FY 1995-96, data include UAB Walker College where appropriate.

<sup>9</sup> Original appropriation excludes teachers retirement of \$29,763,321 which also was appropriated to UAB.

<sup>10</sup> Beginning in FY 1996-97, figures include funding for teachers retirement. Since ACHE did not make a recommendation for teachers retirement funding in FY 1996-97, the prior year's appropriation is substituted as the recommendation.

<sup>11</sup> In FY 1998-99, UAB also received \$348,735 to fund a teacher in-service center in the School of Education.

Source: Alabama Commission on Higher Education Unified Budget Recommendations

**UAB FINANCIAL PROFILE**  
**FY 1997-98 ACTUAL and FY 1998-99 BUDGETED**

<b><u>Revenues:</u></b>	<b><u>Actual</u></b> <b><u>FY 1997-98</u></b>	<b><u>Budget Estimate</u></b> <b><u>FY 1998-99</u></b>
Tuition and Fees	\$55,127,866	\$54,544,000
State Appropriations (educational and general)	160,633,589	165,897,000
Federal Grants and Contracts	151,140,876	137,656,330
State Grants and Contracts	2,833,738	2,601,540
Local Grants and Contracts	4,023,846	3,818,000
Private Gifts, Grants, and Contracts	40,612,287	38,082,130
Indirect Expense Recovery	47,365,481	36,732,000
Endowment Income	4,404,216	5,224,000
Sales and Services of Educational Activities	35,178,605	33,971,000
Hospital - Sales and Services and Other	598,755,443	576,994,000
Hospital - State Appropriations	21,977,845	26,002,000
Auxiliary Enterprises - Sales and Services	16,682,506	17,964,000
Auxiliary Enterprises - State Appropriations	581,435	666,000
Investment Income	(932,661)	(included in other)
Other Sources	<u>31,853,793</u>	<u>50,665,000</u>
<b>TOTAL REVENUES</b>	<b>\$1,170,238,865</b>	<b>\$1,150,817,000</b>
<b><u>Expenditures, Transfers, and Reserves:</u></b>		
Educational and General:		
Instruction	\$142,523,191	\$149,387,000
Research	167,956,272	153,414,000
Public Service	74,837,603	74,611,000
Academic Support	29,250,622	35,624,000
Student Services	10,204,856	10,228,000
Institutional Support	31,861,487	41,689,000
Operation and Maintenance of Plant	34,717,076	30,992,000
Scholarships and Fellowships	<u>18,964,759</u>	<u>18,150,000</u>
Subtotal - Educational and General Expenditures	\$510,315,866	\$514,095,000
Mandatory Transfers	<u>8,781,827</u>	<u>6,462,000</u>
Total - Educational and General and Mandatory Transfers	\$519,097,693	\$520,557,000
Hospital Expenditures and Mandatory Transfers	\$542,050,758	\$584,280,000
Auxiliary Enterprises and Mandatory Transfers	22,677,473	27,855,000
Other Transfers and Reserves	<u>86,412,941</u>	<u>18,125,000</u>
<b>TOTAL EXPENDITURES, TRANSFERS, AND RESERVES</b>	<b>\$1,170,238,865</b>	<b>\$1,150,817,000</b>

Source: UAB Original Operating Budget for FY 1998-99 (with revisions) and FY 1997-98 Financial Statement excluding UAB Walker College.

### UAB PRIMARY PROGRAM EXPENDITURES for FY 1992-93 through FY 1997-98

Fiscal Year	Instructional Expenditures		Research Expenditures		Public Service Expenditures		Total E&G Expenditures <sup>1</sup>	Composite Total Primary Prog. Expend.	
	\$ Amount	% of E&G	\$ Amount	% of E&G	\$ Amount	% of E&G		\$ Amount	% of E&G
1992-93	131,538,123	35.14%	103,286,850	27.59%	48,985,875	13.08%	374,373,073	283,810,848	75.81%
1993-94	149,468,878	37.03%	109,459,286	27.12%	38,113,707	9.44%	403,623,513	297,041,871	73.59%
1994-95	158,524,538	36.06%	120,702,686	27.45%	47,106,668	10.71%	439,666,627	326,333,892	74.22%
1995-96	134,966,770	29.28%	130,587,097	28.33%	66,459,324	14.42%	460,931,744	332,013,191	72.03%
1996-97 <sup>2</sup>	139,869,785	28.99%	149,652,921	31.01%	72,856,803	15.10%	482,541,764	362,379,509	75.10%
1997-98	142,523,191	27.93%	167,956,272	32.91%	74,837,603	14.66%	510,315,866	385,317,066	75.51%
TOTAL	\$856,891,285	32.08%	\$781,645,112	29.26%	\$348,359,980	13.04%	\$2,671,452,587	\$1,986,896,377	74.38%

### UAB ADMINISTRATIVE EXPENDITURES for FY 1992-93 through FY 1997-98

Fiscal Year	Institutional Support Expenditures		Student Services Expenditures		Operations & Maintenance of Plant Expenditures		Total E&G Expenditures <sup>1</sup>	Composite Total Administrative Expenditures	
	\$ Amount	% of E&G	\$ Amount	% of E&G	\$ Amount	% of E&G		\$ Amount	% of E&G
1992-93	24,574,762	6.56%	9,442,270	2.52%	19,932,920	5.32%	374,373,073	\$53,949,952	14.41%
1993-94	27,961,858	6.93%	9,958,433	2.47%	25,987,798	6.44%	403,623,513	\$63,908,089	15.83%
1994-95	30,202,072	6.87%	11,009,943	2.50%	27,957,973	6.36%	439,666,627	\$69,169,988	15.73%
1995-96	41,106,735	8.92%	8,643,479	1.88%	29,242,170	6.34%	460,931,744	\$78,992,384	17.14%
1996-97 <sup>2</sup>	32,566,455	6.75%	8,271,684	1.71%	26,610,777	5.51%	482,541,764	\$67,448,916	13.98%
1997-98	31,861,487	6.24%	10,204,856	2.00%	34,717,076	6.80%	510,315,866	\$76,783,419	15.05%
TOTAL	\$188,273,369	7.05%	\$57,530,665	2.15%	\$164,448,714	6.16%	\$2,671,452,587	\$410,252,748	15.36%

NOTE: Financial data are based on the published financial statement for that year and do not necessarily reflect subsequent changes in accounting practices.

<sup>1</sup> Total E&G Expenditures do not include mandatory transfers.

<sup>2</sup> FY 1996-97 data revised to exclude UAB Walker College.

Source: Published UAB Financial Statements, 1993-94 to 1997-98 Financial Statements excluding UAB Walker College

**UAB ACTIVE GRANTS AND CONTRACTS  
1986 - 1998**

<u>Year</u>	<u>Federal Research</u>	<u>Federal Training</u>	<u>Federal Other</u>	<u>Non- Federal</u>	<u>Total</u>
1986	47,453,772	7,834,488	3,551,983	15,338,811	74,179,054
1987	56,939,115	7,363,200	3,148,490	14,614,414	82,065,219
1988	68,472,856	7,673,261	2,483,244	17,513,084	96,142,445
1989	76,013,460	5,959,269	2,189,288	21,409,859	105,571,876
1990	73,362,110	6,464,429	1,204,459	18,821,860	99,852,858
1991	79,367,375	7,719,628	2,350,708	22,340,919	111,778,630
1992	90,849,191	9,091,310	1,451,554	24,904,183	126,296,238
1993	104,922,402	10,731,930	1,677,795	33,079,580	150,411,707
		<u>Federal</u>	<u>Industrial</u>	<u>Other Non-Federal</u>	<u>Total</u>
1994 <sup>1</sup>		\$128,092,675	\$25,877,303	\$13,576,555	\$167,546,533
1995		139,044,944	34,372,024	19,879,986	193,296,954
1996		149,592,930	37,989,814	20,049,412	207,632,156
1997		179,982,530	44,535,185	23,019,763	247,537,478
1998		187,145,868	45,896,242	25,173,600	258,215,710

<sup>1</sup>Beginning in 1994, data were generated from the R/SIS grants and contracts computer system.

Source: Office of Grants and Contracts Administration, data as of July 15 for 1986-1993; data as of September 1 for 1994-1998.  
All figures exclude UAB Walker College.



**SUMMARY OF ACTIVE UAB GRANTS AND CONTRACTS  
AS OF SEPTEMBER 1, 1998**

	<u>Federal</u>	<u>Industrial</u>	<u>Other Non-Federal</u>	<u>Total</u>
Arts and Humanities	0	0	19,207	19,207
Business	2,098,975	0	113,722	2,212,697
Dentistry	2,950,446	2,074,026	131,212	5,155,684
Education	622,868	14,500	788,456	1,425,824
Engineering	2,845,558	1,138,109	2,366,975	6,350,642
Health Related Professions	4,225,364	50,039	208,863	4,484,266
Joint Health Sciences	39,024,547	3,003,491	4,724,211	46,752,249
Medicine	87,336,404	37,447,881	12,559,799	137,344,084
Natural Sciences and Mathematics	3,372,333	279,788	221,203	3,873,324
Nursing	725,927	0	314,549	1,040,476
Optometry	20,509,013	119,380	611,868	21,240,261
Public Health	11,722,855	1,545,716	553,414	13,821,985
Social and Behavioral Sciences	6,026,284	223,312	681,643	6,931,239
Graduate School	489,153	0	4,000	493,153
Lister Hill Library	15,171	0	0	15,171
UAB Options (formerly Special Studies)	0	0	292,456	292,456
Provost's Office General	1,751,191	0	75,000	1,826,191
Central Administration General	3,429,779	0	1,507,022	4,936,801
<b>UAB TOTAL</b>	<b>\$187,145,868</b>	<b>\$45,896,242</b>	<b>\$25,173,600</b>	<b>\$258,215,710</b>

NOTE: These data were generated from the R/SIS grants and contracts computer system.

Source: Office of Grants and Contracts Administration