

FACTS & FIGURES 1999-2000

Twentieth Edition

March 2000

Office of Institutional Studies and Services
UNIVERSITY OF ALABAMA AT BIRMINGHAM
Birmingham, Alabama 35294-0104
(205) 934-2384

FOREWORD

The 1999-2000 *Facts & Figures* is the 20th edition of UAB's factbook; the first was published in April 1979. The precursor to *Facts & Figures* was a document prepared for the Board of Trustees by Dr. Joseph F. Volker, UAB's first president. That document, submitted in 1975, was designed to illustrate the growth and development of the UAB campus and was updated three subsequent times.

While the formatting and content of this year's *Facts & Figures* are different from the 1975 document, the goal has not changed. Using data from all over campus, the factbook represents an effort to capture the dynamic history of UAB in a format that is interesting and useful. The Office of Institutional Studies and Services welcomes any comments or suggestions that could improve *Facts & Figures*.

The sculpture pictured on this year's cover, entitled "The Three Graces," was created by Joe Theo Waldrup of Birmingham in 1986. It is part of the Barker Outdoor Sculpture Collection purchased for the University over the past 25 years by Dr. Samuel Barker, Graduate Dean Emeritus, and the late Mrs. Barker. The sculpture is located on the west side of the Business-Engineering Complex off 11th Avenue South.

TABLE OF CONTENTS

GENERAL INFORMATION

Campus Map	3
Role and Scope	5
The Board of Trustees	9
Administration	10
UAB Organizational Structure	12
Academic Departments and Chairs	13
Significant Dates	16
Honorary Degrees Conferred	18
President's Medal Recipients	20
Program Accreditation	21
UAB University Hospital Statistical Highlights	26
Library Statistics 1999	27
Alumni Information	28
Distinguished Alumni Award	28

STUDENT INFORMATION

Fall Quarter 1999 Enrollment by School and Level	32
Fall Quarter 1999 Enrollment Full-time and Part-time by Race and Sex	33
Fall Quarter 1999 Enrollment Profile	
By Class	34
Average Student Age	34
By Permanent Residence and Level	34
In-State Students by County Fall 1999	35
Fall Quarter Enrollment by School 1993-1999	36
Fall Quarter Enrollment by Class 1993-1999	36
Fall Quarter Enrollment by Student Level 1969-1999	37
Fall Quarter Headcount Enrollment 1969-1999 (Graph)	38
Fall Quarter Enrollment Full-time and Part-time by Sex 1985-1999	39
Fall Quarter Enrollment by Permanent Residence 1995-1999	39
Credit Hour Production Fall 1999	40
Annual Credit Hour Production by School 1992-93 through 1998-99	41
Degrees Offered	43
Total Degrees Available	46
Degrees Awarded by School July 1, 1969 - June 30, 1999	47
Degrees Conferred July 1, 1969 – June 30, 1999	49
Required Student Fees per Quarter Fall 1999	50
Student Aid Funds Available 1992-93 through 1998-99	52
Student Life	53
Athletic Activities	54


FACULTY & STAFF

Endowed Positions 59
Faculty Honors 63
Distinguished Faculty Lecturers 65
Ellen Gregg Ingalls / National Alumni Society Award 66
Ireland Prize 66
Full-time Faculty by Rank, Sex, and Tenure Status Fall 1999 67
Highest Degrees of Full-time Faculty by School by Rank Fall 1999 70
Work Force FY 1999-2000 73
Work Force by Area, Status, and Job Category 1993-94 through 1999-00 74
Work Force by Area and by Status (Graphs) 75
Full-Time Work Force and Payroll 1990 through 1999 76

PHYSICAL AND FINANCIAL RESOURCES

Building Summary 79
New Construction and Major Renovations 85
Space Distribution 86
Selected Financial Highlights FY 1994-95 through FY 1998-99 88
Revenues from Selected Sources and Total FY 1989-90 through FY 1999-00 (Graph) 89
State Funding from the Educational Trust Fund As Enacted FY 1967-68 to FY 1999-00 90
Financial Profile FY 1998-99 Actual and FY 1999-00 Budgeted 91
Financial Operations Budgeted FY 1999-2000 (Graph) 92
Financial Operations Actual FY 1998-1999 (Graph) 93
Primary Program Expenditures for FY 1993-94 through FY 1998-99 94
Administrative Expenditures for FY 1993-94 through FY 1998-99 94
Active Grants and Contracts 1987 through 1999 95
Summary of Active Grants and Contracts as of September 1, 1999 96

General Information



ROLE AND SCOPE

Adopted by the Board of Trustees October 30, 1992

Modifications Accepted February 17, 1995

Introduction

The University of Alabama at Birmingham (UAB), a publicly supported institution of higher education located in Birmingham, Alabama, is one of three institutions comprising the University of Alabama System. UAB has three major academic units: Academic Affairs, the Academic Health Center, and the Graduate School. Within Academic Affairs, baccalaureate-level academic programs are offered through six schools: Arts and Humanities, Business, Education, Engineering, Natural Sciences and Mathematics, and Social and Behavioral Sciences. The Academic Health Center offers subbaccalaureate, baccalaureate, and professional instruction through six health professions schools: Dentistry, Health Related Professions, Medicine, Nursing, Optometry, and Public Health. It also provides primary, secondary, and tertiary health care through the University of Alabama Hospital and the health clinics. Postbaccalaureate graduate degree programs are offered individually and cooperatively by all of the various schools through the Graduate School. Both Academic Affairs and the Academic Health Center house a number of special centers and institutes which focus on specific research and service areas.

This Role and Scope statement is intended to identify the proper functions of UAB and to define appropriate operating limits. In reality, a very complex set of circumstances and influences, many beyond the immediate control of the institution, determines the actual nature of the University's activities at any particular time. Within the confines of this statement, however, the University sets forth a perspective regarding its development and reflecting its own philosophy, its own understanding of the needs of its many constituencies, and its own sense of history and future. This statement is organized by functional areas, with particular concern for the efficient and effective use of available resources.

Undergraduate Education

Through the six schools within Academic Affairs, UAB offers a full range of undergraduate programs in liberal arts, technical, preprofessional, and professional studies. Also, the Schools of Nursing, Dentistry, and Health Related Professions provide accredited health profession instructional programs at the baccalaureate levels. Determining a proper role and scope for these levels of instruction requires the consideration of several factors including the current roles of other institutions, the nature and objectives of UAB's students, and the needs of the urban area.

UAB is the largest public institution offering four-year undergraduate instruction in the Birmingham area. As such, it offers instructional programs with an appropriately high level of academic quality.

At the lower-division level, the University shares its responsibility with the public junior and community colleges in the Birmingham area. Those institutions have open admission policies, and properly assure high school graduates an entry point to higher education. In contrast, the academic offerings of UAB must be of a quality, depth, and scope sufficient both to provide introductory-level offerings and to offer complete coverage in the major disciplines and relevant supporting areas for advanced study by upper-division students. Thus, it is appropriate that each academic department offering undergraduate instruction have a fully qualified faculty of competent instructors who are active scholars and professionals in their respective disciplines.

All higher education is based upon those studies comprising a traditional arts and sciences program. Its aims are the exposure to faculty who can challenge the effects of ignorance and parochialism and the provision of information concerning aptitudes, attitudes, and habits of mind basic to common human pursuits. Thus, UAB is obligated to offer strong arts and sciences subjects to form a foundation upon which more specialized vocational and technical programs can be constructed.

UAB's urban location and status as the senior public institution in the Birmingham area influence in important ways the scope of its baccalaureate programs. The University enrolls a highly diverse student body reflecting the heterogeneity of its urban environment. Included are students from many age brackets, educational backgrounds, and ethnic groups, many of whom also are employed while seeking new or improved career training and qualifications. The major components of the Birmingham economy have particular requirements for trained manpower in business, technology, and the professions. Accordingly, undergraduate programs must be adequate in scope and quality to provide support for the economic and professional development of Birmingham and the state.

Because of its location within a highly developed cultural, industrial, and economic center and because of its nationally recognized academic health center, the University is the natural setting in the state for a broad range of technical and professional training programs, including business, engineering, education, and all health-related disciplines. It is appropriate, therefore, that the overall quality and range of subdisciplines offered be fully developed, and that, where indicated, programs be multidisciplinary and mutually supportive. At the same time, students preparing for careers in these areas must be provided a core of knowledge in the liberal arts sufficient in scope and quality for them to be fully educated in the true sense and to be prepared to deal with the normative and ethical dimensions of their professions.

In support of its various academic programs, UAB is committed to a program of services and nonclassroom (nontraditional) educational experiences which enhance its students' total development. These may include social, cultural, and recreational programs and opportunities for learning experiences.

Health Professions Training

The Academic Health Center has achieved a position of national prominence as a center for the training of health professionals in Medicine, Dentistry, Optometry, Nursing, Health Related Professions, and Public Health. Each of its six schools offers a comprehensive range of programs from basic preparation to sophisticated graduate and specialty training. The Schools of Dentistry and Public Health are the only such schools in the state, and the School of Optometry is the only such public facility in the Southeast. The exceptional quality of all of its programs enables the Academic Health Center to attract substantial amounts of external funding in support of its educational, research, and service activities. Because of this level of development, the Academic Health Center serves as a regional and national health professionals resource.

The Academic Health Center has the primary role in meeting the state's health professional needs. It establishes an appropriate reference point from which to determine the desirable growth limits of other state-supported education in the health professions. To ensure the most efficient use of public resources, the University assists the state in evaluating its health professional needs and in developing the best means of meeting those needs. Where appropriate and consistent with the maintenance of quality, UAB endeavors to extend its educational resources through such cooperative mechanisms as remote professional residency programs and outreach programs with practicing health professionals.

Graduate Education

Postbaccalaureate graduate programs are offered through the Graduate School. Graduate education transcends the presentation and assimilation of existing knowledge and specifically trains individuals for involvement in generating new knowledge through research and creative thinking.

As is the case for undergraduate education, the University also considers a variety of factors in determining the proper role and scope for its graduate programs. These factors include the responsibility of the University to take full advantage of its academic health center, the large and diverse nature of its urban constituency, the national reputation of its biomedical programs, the particular circumstances related to serving students from many backgrounds, the needs of the community which it serves, and the need to train highly qualified scholars for faculty positions.

The large number of place-bound individuals seeking graduate-level instruction for career qualification and advancement, the community's need for individuals with advanced training, and the institution's need to support undergraduate and professional student instruction mandate that the institution develop strong programs in the health professions, business, education, engineering, urban affairs, and public administration. Further, UAB's national prominence in biomedical research requires that it develop strong graduate programs in the natural, social, and behavioral sciences and in interdisciplinary fields such as nutrition, public health, health education, biomedical engineering, education for the physically and mentally handicapped (special education), medical psychology, and neurosciences. As an urban university, UAB is an appropriate setting for the development of outstanding programs in a variety of disciplines such as economics, the social sciences, and applied fields such as criminal justice, public administration, and social work.

Research

Strong educational programs include research activities of the highest quality. It is, therefore, appropriate that the University emphasize the roles of both basic and applied research. The national prominence of UAB in research dictates continuing major participation by each academic unit and specialized center.

The urban setting of the University necessitates the development of research programs responsive to the city's economic, social, and cultural needs. At the same time, responsibilities to the state and region for programs such as public health and nutrition demand similar development. The research role requires implementation of special aspects of UAB's instruction and service responsibilities.

Health Care

The Academic Health Center serves as the state's principal tertiary health-care provider, as an ultimate referral center for Alabama patients, and as a referral center for persons from across the nation who need sophisticated clinical services. UAB has attained national prominence through its many centers such as those for cardiovascular disorders, cancer, dental abnormalities, arthritis, diabetes, and disorders of the brain and nervous system.

As a part of the Academic Health Center, the University Hospital plays a prominent role in the training of health professionals. It also serves a wide spectrum of patients, including many who are indigent.

Academic Health Center units provide specialized health care for the citizens of Alabama while carrying out their mandates to develop new ideas and techniques, to treat health-related problems, and to educate health-care professionals.

Continuing Education

As the senior public institution located in the major urban area of the state, UAB has a special commitment to develop and maintain comprehensive programs of continuing education. More individuals outside the traditional 18- to 24-year age range are re-entering education, pursuing "lifelong learning" for many different purposes by means of: (1) completion of degree programs; (2) self-improvement in skills, understanding, and intellectual enlightenment; (3) vocational change or improvement (including certificate programs); and (4) professional continuing education.

UAB offers continuing education opportunities of a quality and diversity consistent with the other programs of the University. The resources of UAB mandate its primary role in the implementation of comprehensive continuing education programs in the Birmingham geographic area.

Service

A major theme permeating all the activities of a comprehensive university is service to the public. Because of its location and its strengths, UAB's service activities focus on the problems confronting the urban area and the health needs of the state and region.

Summary

The University of Alabama at Birmingham, located in the state's principal urban area, is the senior public institution serving Alabama's economic, industrial, and cultural center. Its programs and services in the health professions and in health care are preeminent in the state, and it is a regional and national resource in health-related research, training, and service. UAB's Academic Health Center and Academic Affairs units are interdependent and mutually supportive, together providing a unique resource for this state and region. The corollary is that the University must maintain the basic quality of all its programs and activities at a level consistent with its mission. At the same time, areas of special competence which emerge from its urban setting and health focus shape the ways in which the institution best serves Birmingham, the state, and the nation.

**THE BOARD OF TRUSTEES OF
THE UNIVERSITY OF ALABAMA**

The Honorable Don Siegelman
Governor of Alabama
President ex officio

Dr. Ed Richardson
State Superintendent of Education
Ex officio

**TRUSTEES
(by Congressional district)**

First: Oliver H. Delchamps, Jr., Fairhope
Angus R. Cooper, II, Mobile

Fifth: Peter L. Lowe, Huntsville
Olin B. King, Huntsville

Second: Joseph L. Fine, Montgomery
Joseph C. Espy, III, Montgomery

Sixth: Paul W. Bryant, Jr., Tuscaloosa
Garry Neil Drummond, Birmingham
John J. McMahon, Jr., Birmingham

Third: Cleophus Thomas, Jr., Anniston
John Russell Thomas, Alexander City

Seventh: John H. England, Jr., Tuscaloosa
Sandra Hullett, Eutaw

Fourth: Sidney L. McDonald, Arab
(President pro tempore)
Jacquelyn S. Shaia, Cullman

TRUSTEES EMERITI

T. Massey Bedsole, Mobile
Winton M. Blount, Montgomery
Frank H. Bromberg, Jr., Birmingham
John A. Caddell, Decatur
Jack Edwards, Mobile
Thomas S. Lawson, Montgomery
James D. Loftin, Sr., Dothan
John T. Oliver, Jr., Jasper
Martha Simms Rambo, Huntsville
Thomas E. Rast, Birmingham
Yetta G. Samford, Jr., Opelika
Maury D. Smith, Montgomery
Ernest G. Williams, Tuscaloosa
Cordell Wynn, Tuscaloosa

Chancellor: Thomas C. Meredith

Secretary of the Board: John B. Hicks

General Counsel: C. Glenn Powell

UAB ADMINISTRATION

President	Dr. W. Ann Reynolds
Interim Provost	Dr. Arol Augsburg
Vice President/Dean, School of Medicine	Dr. William B. Deal
Director and Chief Executive Officer, UAB Health System	David J. Fine
Vice President for Student Affairs	Dr. Virginia D. Gauld
Vice President for Information Technology	Dr. Clair W. Goldsmith
Vice President for Development, Alumni and External Relations	Dr. Shirley Salloway Kahn
Vice President for Planning and Information Management	Dr. John M. Lyons
Vice President for Financial Affairs and Administration	Richard L. Margison

UAB ADMINISTRATION

<u>Unit/School (Date of Establishment)</u>	<u>Dean/Administrator</u>
Arts and Humanities (1973)	Bert Brouwer, M.F.A., Dean
Business (1971)	Robert E. Holmes, Ph.D., Dean
Dentistry (1945)	Mary Lynne Capilouto, D.M.D., Dean
Education (1971)	Michael J. Froning, Ed.D., Dean
Engineering (1971)	Linda Lucas, Ph.D., Interim Dean
Health Related Professions (1969)	C. Michael Brooks, Ed.D., Interim Dean
Medicine (1945*)	William B. Deal, M.D., Dean
Natural Sciences and Mathematics (1973)	James B. McClintock, Ph.D., Dean
Nursing (1967*)	Rachel Z. Booth, Ph.D., Dean
Optometry (1969)	John F. Amos, O.D., Interim Dean
Public Health (1981)	Eli I. Capilouto, D.M.D., M.P.H., Sc.D., Dean
Social and Behavioral Sciences (1973)	Tennant S. McWilliams, Ph.D., Dean
Graduate School (1970)	Joan F. Lorden, Ph.D., Dean
UAB University Hospital (1945)	Martin C. Nowak, Executive Director Scott E. Buchalter, M.D., Chief of Staff

* Moved to Birmingham from Tuscaloosa.

UAB ACADEMIC DEPARTMENTS AND CHAIRS

School of Arts and Humanities

Art and Art History
Communication Studies
English
Foreign Languages and Literatures
Music
Philosophy
Theatre

Chair

Janice V. Kluge, M.F.A., Interim
Marcus Hickson, Ph.D.
Marilyn J. Kurata, Ph.D., Interim
Dellita Martin-Ogunsola, Ph.D.
Jeffrey W. Reynolds, D.M.A., Interim
George A. Graham, Ph.D.
Marc Powers, M.F.A.

School of Business

Accounting and Information Systems
Finance, Economics, and Quantitative Methods
Management, Marketing, and Industrial Distribution

Chair

Lowell Broom, D.B.A.
Richard M. Burns, Ph.D.
Michael R. Bowers, Ph.D.

School of Dentistry

Biomaterials and Prosthodontics
Comprehensive Dentistry
Diagnostic Sciences
Endodontics and Pulp Biology
Oral and Maxillofacial Surgery
Oral Biology
Orthodontics
Pediatric Dentistry
Periodontology

Chair

William R. Lacefield, M.S., Ph.D., Interim
Jean O'Neal, D.M.D., M.S.
Wilson Wright, D.M.D., Acting
John C. Mills, D.M.D., M.A.
Peter D. Waite, M.P.H., D.D.S., M.D.
Marjorie K. Jeffcoat, S.B., D.M.D., Interim
P. Lionel Sadowsky, D.M.D., B.D.S., M.Dent.
John B. Thornton, D.M.D., M.A., Interim
Marjorie K. Jeffcoat, D.M.D.

School of Education

Curriculum and Instruction
Human Studies
Leadership, Special Education and Foundations

Chair

Joseph C. Burns, Ed.D.
David M. Macrina, Ph.D.
W. Boyd Rogan, Ed.D.

School of Engineering

Biomedical Engineering
Civil and Environmental Engineering
Electrical and Computer Engineering
Materials and Mechanical Engineering

Chair

Linda Lucas, Ph.D., P.E.
Fouad H. Fouad, Ph.D.
Gregg L. Vaughn, Ph.D.
Krishan Chawla, Ph.D.

UAB ACADEMIC DEPARTMENTS AND CHAIRS (CONTINUED)

School of Health Related Professions

Critical and Diagnostic Care
Health Services Administration
Nutrition Sciences*
Rehabilitation Sciences

Chair

Virginia R. Randolph, M.A.Ed., Interim
Gerald L. Glandon, Ph.D.
C. Michael Brooks, Ed.D., Interim
Larry E. Adams, Ph.D.

Joint Health Sciences

Biochemistry
Cell Biology
Genomics and Pathobiology (effective 2/15/01)
Microbiology
Neurobiology
Nutrition Sciences*
Pathology
Pharmacology and Toxicology
Physiology and Biophysics

Chair

Jeffrey Engler, Ph.D.
Ety Benveniste, Ph.D.
Philip Wood, D.V.M., Ph.D.
Suzanne M. Michalek, Ph.D., Interim
Michael Friedlander, Ph.D.
C. Michael Brooks, Ed.D., Interim
Jay M. McDonald, M.D.
Robert B. Diasio, M.D.
Dale J. Benos, Ph.D.

School of Medicine

Anesthesiology
Dermatology
Emergency Medicine
Family and Community Medicine
Human Genetics
Medicine
Neurology
Obstetrics and Gynecology
Ophthalmology
Pathology
Pediatrics
Pharmacology
Physical Medicine and Rehabilitation
Psychiatry
Radiation/Oncology
Radiology
Surgery

Chair

David H. Chestnut, M.D.
Craig A. Elmets, M.D.
Thomas Terndrup, M.D.
T. Michael Harrington, M.D.
Andrew J. Carroll III, Ph.D., Interim
William J. Koopman, M.D.
John N. Whitaker, M.D.
John C. Hauth, M.D., Interim
Lanning Kline, M.D.
Jay M. McDonald, M.D.
Sergio B. Stagno, M.D.
Robert B. Diasio, M.D.
Amie B. Jackson, M.D.
Robert O. Friedel, M.D.
James A. Bonner, M.D.
Robert J. Stanley, M.D.
Kirby I. Bland, M.D.

School of Natural Sciences and Mathematics

Biology
Chemistry
Computer and Information Sciences
Mathematics
Physics

Chair

Ken R. Marion, Ph.D.
Larry K. Krannich, Ph.D.
Warren T. Jones, Ph.D.
Roger T. Lewis, Ph.D.
David L. Shealy, Ph.D.

* Joint with the Schools of Dentistry, Health Related Professions, and Medicine.

UAB ACADEMIC DEPARTMENTS AND CHAIRS (CONTINUED)

School of Nursing

Undergraduate Studies
Graduate Studies

Barbara Woodring, Ed.D., R.N.
Lynda Harrison, Ph.D.

School of Optometry

Optometry
Physiological Optics

Chair

Jimmy D. Bartlett, O.D., Interim
Lawrence E. Mays, Ph.D.

School of Public Health

Biostatistics
Environmental Health Sciences
Epidemiology and International Health
Health Behavior
Health Care Organization and Policy
Maternal and Child Health

Chair

George Howard, Dr.P.H.
Henry Jay Forman, Ph.D.
H. Michael Maetz, D.V.M., M.P.H.
James M. Raczynski, Ph.D.
Peter M. Ginter, Ph.D.
Greg R. Alexander, M.P.H., Sc.D.

School of Social and Behavioral Sciences

Anthropology
Government and Public Service
History
Justice Sciences
Psychology
Sociology

Chair

Brian C. Hesse, Ph.D.
James D. Slack, Ph.D.
Raymond A. Mohl, Ph.D.
Brent L. Smith, Ph.D.
Carl E. McFarland, Jr., Ph.D.
Ferris J. Ritchey, Ph.D.

SIGNIFICANT UAB DATES

- 1821 - Board of Trustees of the University of Alabama created by the General Assembly
- 1936 - Extension Center of the University of Alabama opened in Birmingham
- 1945 - School of Medicine moved from Tuscaloosa to Birmingham and became a four-year school
- 1945 - Jefferson and Hillman Hospitals combined to serve as the teaching hospital for the School of Medicine
- 1948 - School of Dentistry, with Dr. Joseph F. Volker as dean, enrolled its first class
- 1955 - First Ph.D. earned on the Birmingham campus
- 1958 - Campus expansion began with acquisition of approximately 8.5 blocks (60 acres) from the Birmingham Housing Authority
- 1966 - Extension Center in Birmingham became the University of Alabama in Birmingham, one of three campuses of the University of Alabama
- 1966 - College of General Studies established
- 1966 - School of Health Services Administration established
- 1967 - School of Nursing moved from Tuscaloosa to Birmingham
- 1969 - UAB became an autonomous campus with Dr. Joseph F. Volker as its first president
- 1969 - School of Community and Allied Health Resources established by the Alabama Legislature and Regional Technical Institute established for health occupations training
- 1969 - School of Optometry established
- 1970 - Graduate School established
- 1970 - First degrees awarded by UAB
- 1971 - College of General Studies reorganized as University College with Schools of Business, Education, Engineering, and Arts and Sciences
- 1973 - School of Arts and Sciences restructured into Schools of Humanities, Natural Sciences and Mathematics, and Social and Behavioral Sciences
- 1975 - Funds appropriated by Legislature for the purchase of approximately 30 blocks (140 acres) of Urban Renewal lands for UAB expansion
- 1976 - Dr. Joseph F. Volker appointed first chancellor of the University of Alabama System
- 1977 - Dr. S. Richardson Hill, Jr. named second president

SIGNIFICANT UAB DATES (CONTINUED)

- 1981 - School of Public Health established
- 1984 - University of Alabama in Birmingham became University of Alabama at Birmingham
- 1987 - Dr. Charles A. McCallum named third president
- 1987 - School of Community and Allied Health became School of Health Related Professions
- 1988 - School of Humanities became School of Arts and Humanities
- 1989 - UAB exceeded \$100 million in active grants and contracts
- 1989 - Use of the designation "University College" discontinued
- 1990 - 50,000th degree awarded by UAB
- 1992 - UAB's outpatient services moved to the newly constructed Kirklin Clinic
- 1993 - Dr. J. Claude Bennett named fourth president
- 1994 - UAB acquired Walker College, which became known as UAB Walker College
- 1994-95 - Certificate-level, junior college linkage programs (Regional Technical Institute) in the School of Health Related Professions phased out
- 1995 - Academic units reorganized under provost
- 1995 - UAB Health System established
- 1995 - UAB exceeded \$200 million in active grants and contracts
- 1996 - Mr. Paul Hardin named interim president
- 1996 - Dr. W. Ann Reynolds named fifth president
- 1998 - Relationship terminated between UAB and UAB Walker College
- 1998 - UAB exceeded \$250 million in active grants and contracts
- 1999 - UAB acquired Southern Research Institute

HONORARY UAB DEGREES CONFERRED

<u>Name</u>	<u>Date Conferred*</u>	<u>Degree</u>
Champ Lyons	October 1, 1965	Doctor of Science
Tinsley Randolph Harrison	October 1, 1965	Doctor of Science
Walter Bouldin	August 29, 1966	Doctor of Laws
Matthew Francis McNulty, Jr.	August 22, 1969	Doctor of Science
Ruth Lawson Hanson	August 22, 1969	Doctor of Humanities
Joseph F. Volker	June 6, 1970	Doctor of Science
Bengt E. Gustafson	June 5, 1971	Doctor of Science
John A. Hand	June 5, 1971	Doctor of Laws
John Edward Meyer	June 4, 1972	Doctor of Humanities
Virginia Baxley	June 4, 1972	Master of Arts
Clyde Guss Cox	August 27, 1972	Master of Arts
Joseph Smolian	August 27, 1972	Doctor of Humanities
Clarence A. Hanson	June 9, 1974	Doctor of Literature
Samuel Richardson Hill, Jr.	June 9, 1975	Doctor of Science
Charles Alexander McCallum	June 9, 1975	Doctor of Science
Arthur Davis Shores	June 9, 1975	Doctor of Humanities
Robert Hugh Daniel	June 5, 1977	Doctor of Laws
William Paul Brann	June 5, 1977	Doctor of Laws
William Micajah Spencer	June 5, 1977	Doctor of Humanities
George W. Campbell	June 5, 1977	Doctor of Laws
Julia Walker Russell	June 5, 1977	Doctor of Humane Letters
Henry Poellnitz Johnston	June 4, 1978	Doctor of Humanities
George Mooar Rust	June 4, 1978	Doctor of Science
Hall Williams Thompson	June 4, 1978	Doctor of Laws
John W. Kirklin	June 4, 1978	Doctor of Science
Margaret Spain McDonald	June 4, 1978	Doctor of Humanities
Samuel Booth Barker	June 3, 1979	Doctor of Science
Emil Carl Hess	June 3, 1979	Doctor of Humanities
William Hansell Hulsey	June 3, 1979	Doctor of Humanities
Kenneth Rule Daniel	June 8, 1980	Doctor of Science
William James Rushton	June 8, 1980	Doctor of Laws
Frank Park Samford	June 8, 1980	Doctor of Laws
Emmett Bryan Carmichael	June 7, 1981	Doctor of Science
Frederick W. Conner	June 7, 1981	Doctor of Humanities
Robert M. Frank	June 7, 1981	Doctor of Science
John S. Jemison, Jr.	June 7, 1981	Doctor of Laws
Howard Lamar Holley	June 6, 1982	Doctor of Science
A. Edward Maumenee	June 6, 1982	Doctor of Science
John S. Shaw, Jr.	June 6, 1982	Doctor of Laws
Joseph McConnell Farley	June 5, 1983	Doctor of Laws
J. Garber Galbraith	June 5, 1983	Doctor of Science
Charles W. Ireland	June 5, 1983	Doctor of Laws
Fuller Earle Callaway, Jr.	June 3, 1984	Doctor of Science
Thomas Kermit Hearn, Jr.	June 3, 1984	Doctor of Humanities
James Coleman Lee, Jr.	June 3, 1984	Doctor of Laws
James Allen Pittman, Jr.	June 3, 1984	Doctor of Science
Leonard Robinson	June 3, 1984	Doctor of Science
Jack J. Dreyfus	June 2, 1985	Doctor of Laws
Frederick Chapman Robbins	June 2, 1985	Doctor of Laws

*Honorary degrees conferred prior to 1970 were conferred at the University of Alabama, Tuscaloosa.

HONORARY UAB DEGREES CONFERRED (CONTINUED)

<u>Name</u>	<u>Date Conferred*</u>	<u>Degree</u>
Henry C. Goodrich	June 8, 1986	Doctor of Laws
Jack Dobbs McSpadden	June 8, 1986	Doctor of Laws
William F. Edmonds	June 8, 1986	Doctor of Science
W. Houston Blount	June 7, 1987	Doctor of Laws
Crawford T. Johnson, III	June 7, 1987	Doctor of Laws
Joseph S. Bruno	June 5, 1988	Doctor of Laws
Eugene C. Gwaltney	June 5, 1988	Doctor of Laws
Charles B. Webb, Jr.	June 5, 1988	Doctor of Laws
Glenn Ireland, II	June 4, 1989	Doctor of Laws
William M. Spencer, III	June 4, 1989	Doctor of Laws
Clifton R. Wharton, Jr.	June 4, 1989	Doctor of Humane Letters
Katharine Reynolds Ireland	June 3, 1990	Doctor of Humanities
Charles C. Marks	June 3, 1990	Doctor of Laws
Louis J. Willie	June 3, 1990	Doctor of Laws
Wallace R. Bunn	June 2, 1991	Doctor of Laws
William R. Ireland	June 2, 1991	Doctor of Laws
Thomas E. Rast	June 2, 1991	Doctor of Laws
J. Claude Bennett	June 7, 1992	Doctor of Science
Virginia Van der Veer Hamilton	June 7, 1992	Doctor of Letters
Carolyn Reid-Wallace	June 7, 1992	Doctor of Humane Letters
Richard Arrington, Jr.	June 6, 1993	Doctor of Science
Arnold G. Diethelm	June 6, 1993	Doctor of Science
John R. Durant	June 6, 1993	Doctor of Science
H. Brandt Ayers	June 5, 1994	Doctor of Humane Letters
George D. Lundberg	June 5, 1994	Doctor of Science
Wallace D. Malone, Jr.	June 4, 1995	Doctor of Laws
James Rachels	June 4, 1995	Doctor of Humane Letters
Alys Robinson Stephens	June 4, 1995	Doctor of Humanities
Elmer B. Harris	June 2, 1996	Doctor of Laws
Stevie Wonder	June 2, 1996	Doctor of Music
John W. Woods	June 2, 1996	Doctor of Laws
Don Logan	June 8, 1997	Doctor of Humane Letters
Sam C. Pointer, Jr.	June 8, 1997	Doctor of Laws
James H. Woodward	June 8, 1997	Doctor of Laws
Robert Luckie, Jr.	December 7, 1997	Doctor of Humanities
John J. McMahon, Jr.	June 7, 1998	Doctor of Laws
Eric F. Wieschaus	June 7, 1998	Doctor of Science
Lord Trevor Smith	December 6, 1998	Doctor of Humane Letters
Willie L. Brown, Jr.	June 6, 1999	Doctor of Humane Letters
H. Corbin Day	June 6, 1999	Doctor of Humane Letters
David Baltimore	December 5, 1999	Doctor of Science
William J. McDonough	December 5, 1999	Doctor of Humane Letters
David Satcher	June 4, 2000	Doctor of Science
Peter A. Georgescu	December 3, 2000	Doctor of Humane Letters

*Honorary degrees conferred prior to 1970 were conferred at the University of Alabama, Tuscaloosa.

PRESIDENT'S MEDAL RECIPIENTS

- 1985 - J. Durwood Bradley, M.D.
- 1986 - B. Gene Bartow, Janet Redman Hill
- 1987 - Peter Garthwaite Smith
- 1988 - Max D. Cooper, M.D.
- 1989 - James Hatcher
- 1990 - Fred W. Sington
- 1991 - Samuel Booth Barker, Ph.D
- 1992 - Juan M. Navia, Ph.D
- 1993 - Albert F. LoBuglio, M.D.
- 1994 - Aaron L. Lamar, Jr., Ed. D.
- 1995 - George N. Mickwee
- 1996 - William A. Sibley, Ph.D.
- 1997 - Linda Flaherty-Goldsmith
- 1998 - Odessa Woolfolk
- 1999 - James A. Garland

UAB PROGRAM ACCREDITATION

<u>Programs Eligible for Accreditation</u>	<u>Year Program Started</u>	<u>Most Recent Accreditation</u>	<u>Accreditation Agency</u>
UAB	1969	1994	Southern Association of Colleges and Schools
GRADUATE SCHOOL	1970 (as UAB)		Member of Council of Graduate Schools in the United States
SCHOOL OF ARTS AND HUMANITIES			
Art	1972	1992	National Association of Schools of Art and Design
Music	1982	1997	National Association of Schools of Music
SCHOOL OF BUSINESS			
Accounting	1969	1987	American Assembly of Collegiate Schools of Business
Baccalaureate Level	1969	1987	American Assembly of Collegiate Schools of Business
Master's Level	1982	1987	
SCHOOL OF DENTISTRY	1948	1993	American Dental Association Commission on Accreditation (ADA)
All Specialty Programs:		1993	ADA Commission on Accreditation
Endodontics	1956	1993	
Maxillofacial Prosthodontics	1973	1993	
Oral and Maxillofacial Surgery	1949	1999	
Orthodontics	1952	1993	
Pediatric Dentistry	1951	1993	
Periodontics	1956	1993	
Prosthodontics	1955	1993	
General Practice Residency	1977	1993	ADA Commission on Accreditation
Advanced Educ. General Dentistry	1990	1993	ADA Commission on Accreditation
SCHOOL OF EDUCATION			
	1969	1995	National Council for Accreditation of Teacher Education
		1995	State Board of Education
Art Education	1972	1992	National Association of Schools of Art and Design
Music Education	1984	1997	National Association of Schools of Music
Rehabilitation Counseling	1980	1996	Council on Rehabilitation Education

UAB PROGRAM ACCREDITATION (CONTINUED)

<u>Programs Eligible for Accreditation</u>	<u>Year Program Started</u>	<u>Most Recent Accreditation</u>	<u>Accreditation Agency</u>
SCHOOL OF ENGINEERING Baccalaureate Level	1969	1995	Accreditation Board for Engineering and Technology
SCHOOL OF HEALTH RELATED PROFESSIONS <u>Critical and Diagnostic Care Department</u> Cytotechnology	1963	1995	Cytotechnology Programs Review Committee, American Society of Cytopathology, Commission on Accreditation of Allied Health Education Programs of the American Medical Association (CAAHEP)
Health Information Management Baccalaureate Level	1972	1992	Council on Accreditation of the American Health Information Management Association, CAAHEP
Medical Technology	1945	1997	National Accrediting Agency for Clinical Laboratory Sciences
Nuclear Medicine Technology	1969	1996	Joint Review Committee on Educational Programs in NMT, Department of Education
Nurse Anesthesia	1946	1994	Council on Accreditation of Nurse Anesthesia Educational Programs
Radiation Therapist	1982	1998	Joint Review Committee on Education in Radiologic Technology
Radiography	1944	1996	Joint Review Committee on Education in Radiologic Technology
Respiratory Therapist	1973	1995	Joint Review Committee for Respiratory Therapy Education, CAAHEP
Surgical Physician Assistant	1967	1996	Joint Review Committee on Educational Programs for Physician Assistants, CAAHEP
<u>Health Services Administration Department</u> Health Administration	1965	1994	Accrediting Commission on Education for Health Services Administration
<u>Nutrition Sciences Department</u> Dietetic Internship	1963	1998	American Dietetic Association

UAB PROGRAM ACCREDITATION (CONTINUED)

<u>Programs Eligible for Accreditation</u>	<u>Year Program Started</u>	<u>Most Recent Accreditation</u>	<u>Accreditation Agency</u>
<u>Rehabilitation Sciences Department</u>			
Occupational Therapy	1968	1997	Accreditation Committee of the American Occupational Therapy Association, CAAHEP
Physical Therapy	1975	1992	American Physical Therapy Association
Speech and Hearing Program	1948	1997	American Board of Examiners in Audiology and Speech/ Language Pathology
UNIVERSITY OF ALABAMA SCHOOL OF MEDICINE			
	1945	1998	Liaison Committee on Medical Education
Including:			
School of Medicine - Birmingham			
School of Primary Medical Care - Huntsville			
College of Community Health Sciences - Tuscaloosa			
Division of Continuing Medical Education		1994	AMA Accreditation Council for Continuing Medical Education
UAB University Hospital		1997	Joint Commission on Accreditation of Healthcare Organizations
		1996	Accreditation Council on Graduate Medical Education (ACGME)
Emergency Medical Technician	1974	1998	Committee on Accreditation of Education Programs for the EMS Professions (CAAHEP)
SCHOOL OF NATURAL SCIENCES AND MATHEMATICS			
Chemistry	1969	1994	American Chemical Society
SCHOOL OF NURSING	1950	2000	Commission on Collegiate Nursing Education
SCHOOL OF OPTOMETRY			
Professional Program (O.D.)	1969	1995	American Optometric Association Council on Optometric Education
Residency programs:			
Contact Lenses	1980	1995	American Optometric Association Council on Optometric Education
Family Practice Optometry	1978	1996	
Geriatric and Low Vision			
Rehabilitation	1982	1997	

UAB PROGRAM ACCREDITATION (CONTINUED)

<u>Programs Eligible for Accreditation</u>	<u>Year Program Started</u>	<u>Most Recent Accreditation</u>	<u>Accreditation Agency</u>
Hospital-Based Optometry	1979	1997	
Ocular Disease	1991	1993	
Georgia	1983	1993	
Florida	1991	1992	
Pediatric Optometry	1986	1993	
SCHOOL OF PUBLIC HEALTH		1995	Council on Education for Public Health
M.P.H. Program	1966		
M.S.P.H. Program	1979		
Dr.P.H. Program	1979		
Ph.D. Program	1985		
M.S.P.H. (Industrial Hygiene)	1979	1998	Related Accreditation Commission, Accreditation Board of Engineering and Technology
SCHOOL OF SOCIAL AND BEHAVIORAL SCIENCES			
Medical Psychology	1980	1996	American Psychological Association
Public Administration (M.P.A.)	1978	1995	National Association of Schools of Public Affairs and Administration
Social Work	1976	1999	Council on Social Work Education

UAB UNIVERSITY HOSPITAL STATISTICAL HIGHLIGHTS

<u>Patient Origin</u>	<u>1997-98</u>	<u>Percent of Total</u>	<u>1998-99</u>	<u>Percent of Total</u>
Jefferson County	18,595	45%	17,243	40%
Other Alabama Counties	19,045	47%	22,571	52%
Out of State	3,318	8%	3,509	8%
		<u>1997-98</u>	<u>1998-99</u>	
<u>Patient Information</u>¹				
Discharges ²		40,958	43,323	
Babies Delivered		3,203	2,888	
Total Inpatient Days of Care (Discharge Days)		238,596	245,428	
Emergency Department Visits		40,847	40,301	
Daily Average Number of Patients		653	672	
Average Length of Patient Stay		5.83 days	5.67 days	
Average Percentage of Occupancy ²		73%	75%	
Average Beds in Service ³		813	817	
Beds in Service, End-of-Year		815	831	
<u>Financial Information</u>				
Salaries and Benefits		\$228,346,000	\$228,100,000	
Total Expenses ⁴		\$573,427,000	\$619,775,000	
Average Daily Expenses		\$1,571,000	\$1,698,000	

¹ To maintain consistency in data reporting, patient information includes all inpatient discharges. Previous highlights have excluded OB One Day and Well Babies, but both categories are included in this patient information data.

² Occupancy percentage calculation includes 79 sick baby bassinets.

³ The UAB University Hospital is currently licensed for 908 beds.

⁴ Includes transfers for depreciation and interest.

Source: UAB University Hospital Financial Management; financial information from audited financial statements

UAB LIBRARY STATISTICS 1999

	<u>Mervyn H. Sterne Library</u>	<u>Lister Hill Library of the Health Sciences</u>	<u>Historical Collections</u>	
			<u>Reynolds Museum</u>	<u>Archives</u>
Volumes	1,344,730	340,214	7,426	3,000
Titles	625,000 ¹	91,476	7,314	NA
Current Periodical Subscriptions	2,349	2,629	3	3
Archival Collections				
University Records Series	NA	NA	NA	194
Manuscript Collections	NA	NA	12	83
Employees (Full-Time Equivalents)				
Professional	18.2	27.5	2	2
Technical/Clerical	37.0	30.0	1	1
Student Assistants	16.5	9.5	0	1
Total Employees	71.7	67.0	3	4
Total Library Operating Expenditures	\$4,895,876	\$4,050,184	\$157,000	\$125,600
Library Physical Facilities				
Net Assignable Area (square feet)	154,000	75,708	10,752	5,445
Shelving Capacity (linear feet)	190,212	52,365 ²	960	3,252
Seating Capacity	1,100	784	113	20
Total Hours Open per Week	86 (7-day period)	90.5 (7-day period)	45 (5-day period)	
Classification System	Library of Congress	National Library of Medicine; Library of Congress (nonmedical)		

*Includes shelving at the West Pavilion Library (LHL satellite) at UAB University Hospital.

Source: Library Directors

ALUMNI INFORMATION

UAB has granted over 75,000 degrees since becoming an autonomous campus within the University of Alabama System in 1969. Graduates of UAB are encouraged to participate in organized alumni activities and to support the University through alumni associations affiliated with the professional schools and through the UAB National Alumni Society, which represents all graduates of UAB. The alumni associations, including the UAB National Alumni Society, are supported by annual membership dues while alumni gifts are used to enhance the work of the University's schools, departments, and programs.

In fiscal year 1998-99, nearly 5,000 UAB alumni provided gifts and other forms of alumni support totaling more than \$1,000,000. For the past 10 years, alumni giving totals approximately \$8.7 million. With more than 3,500 current active members, the UAB National Alumni Society is the largest alumni organization representing UAB graduates. Governed by an elected Board of Directors, the UAB National Alumni Society sponsors a number of activities and programs which are designed to appeal to graduates and which ultimately promote the welfare and excellence of UAB.

Graduates of all schools are eligible to join the UAB National Alumni Society and to receive the privileges of active membership. These privileges include use of Mervyn H. Sterne and Lister Hill Libraries; free career counseling; discounts on season tickets to UAB sporting events; free admission to the UAB Film Series; discounts on University Bookstore's regularly priced promotional merchandise; use of the UAB gymnasium; a visitor parking pass; a subscription to *UAB Magazine*; and advance notice of alumni activities, trips, and lectures.

The Society supports merit scholarship programs for students, including those provided by the Joseph F. Volker Endowment, the Alumni Achievement Endowment, and the Distinguished Alumni Endowment as well as scholarships made possible by the sale of UAB license plates. The Society also awards grants to the various units and UAB programs including the Mervyn H. Sterne Library, Lister Hill Library, UAB Athletic Department, UAB Ambassadors, Interfraternity and Panhellenic Councils, Student Leadership Conference, Outstanding Advisor Award, and others.

Source: Office of Alumni Affairs

DISTINGUISHED ALUMNI AWARD

1991 - Lawrence J. DeLucas, O.D., Ph.D.

1992 - Richard M. Scrushy

1993 - Helene Griffin Robertson

1994 - William L. Roper, M.D., M.P.H.

1995 - James H. Woodward, Ph.D.


1996 - Kenneth L. Jackson

1997 - Charles A. McCallum, D.M.D., M.D.

1998 - Martha Warren Bidez, Ph.D.

1999 - Jean A. Kelley, Ed.D.

Student Information



**UAB FALL QUARTER 1999 ENROLLMENT
BY SCHOOL AND LEVEL**

<u>School</u>	<u>Under-graduate</u>	<u>Graduate</u>	<u>First Prof.</u>	<u>Advanced Prof.</u>	<u>Total</u>
Arts and Humanities	884	42			926
Business*	1,647	316			1,963
Dentistry		2	228	84	314
Education**	1,029	658			1,687
Engineering	562	160			722
Health Related Professions*	343	482			825
Joint Health Sciences		364			364
Medicine	52		615	882	1,549
Natural Sciences and Mathematics	974	161			1,135
Nursing	221	298			519
Optometry		16	161	17	194
Public Health		363			363
Social and Behavioral Sciences	1,661	191			1,852
Unclassified	3,047	621			3,668
TOTAL	10,420	3,674	1,004	983	16,081

*Included in the School of Health Related Professions graduate count are 23 students enrolled in the Administration Health Services program offered jointly by the School of Business and the School of Health Related Professions.

**Does not include 60 master's-level students enrolled in Israel.

Source: UAB Headcount Enrollment Report, Fall Quarter 1999-2000

**UAB FALL QUARTER 1999 ENROLLMENT
FULL-TIME AND PART-TIME BY RACE AND SEX**

	Non-Resident Alien		Black		American Indian		Asian or Pacific Islander		Hispanic		White		Unknown		Total Male	Total Female	Total
	Male	Female	Male	Female	Male	Female	Male	Female	Male	Female	Male	Female	Male	Female			
FULL-TIME STUDENTS																	
Undergraduate	135	126	580	1,401	8	10	99	108	26	21	1,903	2,348	67	87	2,818	4,101	6,919
Graduate	223	135	63	202	3	6	26	36	7	17	610	893	27	26	959	1,315	2,274
First Professional	4	3	33	32	6	4	57	48	6	8	536	267	0	0	642	362	1,004
TOTAL FULL-TIME	362	264	676	1,635	17	20	182	192	39	46	3,049	3,508	94	113	4,419	5,778	10,197
PART-TIME STUDENTS																	
Undergraduate	34	39	253	570	4	7	30	41	14	18	1,159	1,239	50	43	1,544	1,957	3,501
Graduate	25	20	50	173	2	0	15	11	4	3	328	749	9	11	433	967	1,400
First Professional	0	0	0	0	0	0	0	0	0	0	0	0	0	0	0	0	0
TOTAL PART-TIME	59	59	303	743	6	7	45	52	18	21	1,487	1,988	59	54	1,977	2,924	4,901
TOTAL FULL-TIME, PART-TIME STUDENTS																	
Undergraduate	169	165	833	1,971	12	17	129	149	40	39	3,062	3,587	117	130	4,362	6,058	10,420
Graduate	248	155	113	375	5	6	41	47	11	20	938	1,642	36	37	1,392	2,282	3,674
First Professional	4	3	33	32	6	4	57	48	6	8	536	267	0	0	642	362	1,004
GRAND TOTAL	421	323	979	2,378	23	27	227	244	57	67	4,536	5,496	153	167	6,396	8,702	15,098 *

*Total does not include 983 full-time advanced professionals or 60 master's-level students enrolled in Israel.

Source: Institutional Studies and Services, Compliance Report

UAB FALL QUARTER 1999 ENROLLMENT PROFILE

By Class*

<u>Undergraduate</u>		<u>Graduate/First Professional</u>	
Entering Freshmen	1,233	Master's	2,008
Other Freshmen	1,080	Postmaster's	83
Sophomores	1,748	Doctoral	901
Juniors	2,178	Postdoctoral	1
Seniors	3,293	Nondegree	681
Other (Transient, Temporary, Special, Postbaccalaureate)	888	First Professional	1,004
TOTAL	10,420	TOTAL	4,678

Average Student Age*

Entering Freshmen	19.1
Undergraduates	24.5
Graduates	31.8
First Professionals	25.8
All UAB	26.4

By Permanent Residence and Level*

	<u>Under- graduate</u>	<u>Graduate</u>	<u>First Professional</u>	<u>Total</u>
Jefferson County	5,974	1,726	362	8,062
Other Metro Area Counties**	1,518	446	70	2,034
Other Alabama Counties	2,244	662	467	3,373
Out-of-State	350	437	98	885
Out-of-Country	334	403	7	744
TOTAL	10,420	3,674	1,004	15,098

*Totals do not include 983 advanced professionals.

**Blount, Shelby, St. Clair, and Walker counties.

Source: Institutional Studies and Services

UAB FALL QUARTER ENROLLMENT BY SCHOOL 1993-1999

	<u>1993</u>	<u>1994</u>	<u>1995</u>	<u>1996</u>	<u>1997</u>	<u>1998</u>	<u>1999</u>
Arts and Humanities	895	846	838	794	800	832	926
Business	2,006	1,808	1,875	1,991	2,018	2,005	1,963
Dentistry	357	345	317	308	310	311	314
Education	1,627	1,713	1,816	1,861	1,811	1,764	1,687
Engineering	795	801	751	755	716	684	722
Health Related Professions	1,131	816	714	759	780	835	825
Joint Health Sciences	323	346	360	354	358	348	364
Medicine	1,361	1,394	1,484	1,475	1,520	1,548	1,549
Natural Sciences and Mathematics	1,505	1,564	1,552	1,412	1,347	1,215	1,135
Nursing	888	869	781	691	573	561	519
Optometry	180	181	179	184	188	184	194
Public Health	269	291	326	358	372	384	363
Social and Behavioral Sciences	1,679	1,829	1,821	1,779	1,742	1,744	1,852
Unclassified	<u>3,772</u>	<u>3,449</u>	<u>3,638</u>	<u>3,444</u>	<u>3,315</u>	<u>3,601</u>	<u>3,668</u>
TOTAL	16,788	16,252	16,452	16,165	15,850	16,016	16,081

Source: UAB Headcount Enrollment Reports, Fall Quarters 1993-1999

UAB FALL QUARTER ENROLLMENT BY CLASS 1993-1999

	<u>1993</u>	<u>1994</u>	<u>1995</u>	<u>1996</u>	<u>1997</u>	<u>1998</u>	<u>1999</u>
Entering Freshmen	1,140	1,117	1,182	1,131	1,197	1,175	1,233
Other Freshmen	1,062	972	1,041	1,122	1,023	1,094	1,080
Sophomores	2,195	1,816	1,715	1,698	1,776	1,837	1,748
Juniors	2,419	2,225	2,184	2,113	2,117	2,144	2,178
Seniors	3,648	3,588	3,569	3,661	3,360	3,312	3,293
Other Undergraduates	1,194	1,087	1,056	967	885	871	888
Master's	1,765	1,969	2,014	2,037	2,097	2,139	2,008
Postmaster's	83	89	93	83	64	97	83
Doctoral	833	868	916	916	913	854	901
Postdoctoral	0	5	0	0	0	0	1
Nondegree Graduates	609	640	723	559	512	531	681
First Professionals	965	986	1,009	987	989	1,002	1,004
Advanced Professionals	<u>875</u>	<u>890</u>	<u>950</u>	<u>891</u>	<u>917</u>	<u>960</u>	<u>983</u>
TOTAL	16,788	16,252	16,452	16,165	15,850	16,016	16,081

Source: Institutional Studies and Services

UAB FALL QUARTER ENROLLMENT BY STUDENT LEVEL 1969-1999

	<u>Para- professional**</u>	<u>Under- graduate</u>	<u>Graduate</u>	<u>First Professional</u>	<u>Advanced Professional</u>	<u>Total</u>
Fall, 1969	88	3,881	564	560	288	5,381
Fall, 1970	154	5,001	745	603	280	6,783
Fall, 1971	222	5,320	881	674	342	7,439
Fall, 1972	232	6,233	1,272	749	482	8,968
Fall, 1973	283	6,547	1,379	819	443	9,471
Fall, 1974	435	6,821	1,849	778	461	10,344
Fall, 1975	512	8,123	2,226	780	478	12,119
Fall, 1976	512	8,471	2,192	867	497	12,539
Fall, 1977	538	8,622	2,422	958	582	13,122
Fall, 1978	624	9,004	2,528	1,071	572	13,799
Fall, 1979	565	9,229	2,757	1,070	593	14,214
Fall, 1980	484	9,618	2,684	1,068	594	14,448
Fall, 1981	523	9,790	2,537	1,017	607	14,474
Fall, 1982	498	10,170	2,280	946	636	14,530
Fall, 1983	489	10,426	2,165	916	683	14,679
Fall, 1984	482	9,914	2,228	893	683	14,200
Fall, 1985	386	9,773	2,445	907	690	14,201
Fall, 1986	376	9,594	2,675	893	710	14,248
Fall, 1987	321	9,543	2,739	876	766	14,245
Fall, 1988	334	9,723	2,939	890	769	14,655
Fall, 1989	365	10,251	3,154	922	816	15,508
Fall, 1990	397	10,688	3,335	936	930	16,286
Fall, 1991	439	11,313	3,244	926	862	16,784
Fall, 1992	442	11,234	3,126	940	916	16,658
Fall, 1993*	472	11,186	3,290	965	875	16,788
Fall, 1994	137	10,668	3,571	986	890	16,252
Fall, 1995	0	10,747	3,746	1,009	950	16,452
Fall, 1996	0	10,692	3,595	987	891	16,165
Fall, 1997	0	10,358	3,586	989	917	15,850
Fall, 1998	0	10,433	3,621	1,002	960	16,016
Fall, 1999	0	10,420	3,674	1,004	983	16,081

*Beginning in 1993, students taking classes off campus are included in the headcount enrollment.

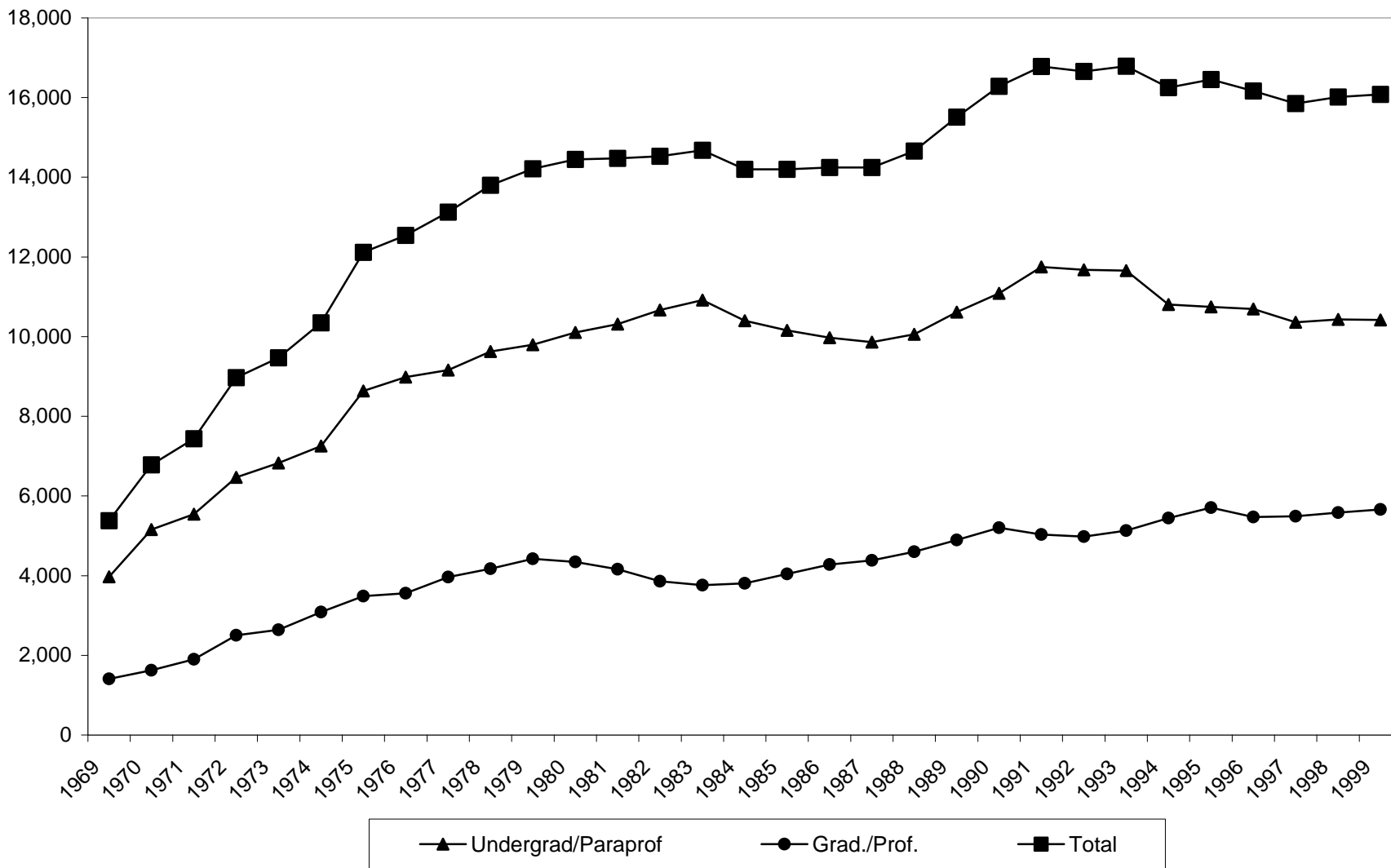
**The certificate programs in Health Related Professions were phased out beginning in 1994. Dental Assisting and Dental Lab Tech were eliminated in 1995.

Source: UAB Headcount Enrollment Reports 1969-1999

UNIVERSITY OF ALABAMA AT BIRMINGHAM

Fall Quarter Headcount Enrollment

1969-1999



NOTE: Beginning in Fall 1993, figures include students enrolled off campus.

**UAB FALL QUARTER ENROLLMENT
FULL-TIME AND PART-TIME BY SEX
1985-1999**

<u>Year</u>	<u>Full-time</u>		<u>Part-time</u>		<u>Total</u>		<u>Percent Part-time</u>
	<u>Men</u>	<u>Women</u>	<u>Men</u>	<u>Women</u>	<u>Men</u>	<u>Women</u>	
1985	3,603	4,124	2,594	3,190	6,197	7,314	43%
1986	3,693	4,082	2,514	3,249	6,207	7,331	43%
1987	3,666	4,220	2,439	3,154	6,105	7,374	41%
1988	3,786	4,329	2,492	3,279	6,278	7,608	42%
1989	3,930	4,521	2,650	3,591	6,580	8,112	42%
1990	4,187	4,813	2,677	3,679	6,864	8,492	41%
1991	4,390	5,023	2,759	3,750	7,149	8,773	41%
1992	4,418	5,091	2,699	3,534	7,117	8,625	40%
1993 *	4,560	5,201	2,678	3,474	7,238	8,675	39%
1994	4,460	5,146	2,486	3,270	6,946	8,416	37%
1995	4,538	5,334	2,367	3,263	6,905	8,597	36%
1996	4,464	5,467	2,275	3,068	6,739	8,535	35%
1997	4,561	5,385	2,109	2,878	6,670	8,263	33%
1998	4,412	5,657	2,065	2,922	6,477	8,579	33%
1999	4,419	5,778	1,977	2,924	6,396	8,702	32%

**UAB FALL QUARTER ENROLLMENT BY PERMANENT RESIDENCE
1995-1999**

	<u>1995</u>	<u>1996</u>	<u>1997</u>	<u>1998</u>	<u>1999</u>
Jefferson County	9,449	9,032	8,600	8,304	8,062
Other Metro Area Counties**	2,146	2,153	1,922	2,048	2,034
Other Alabama Counties	2,478	2,571	2,840	3,125	3,373
Out-of-State	915	945	950	881	885
Out-of-Country	514	573	621	698	744
TOTAL	15,502	15,274	14,933	15,056	15,098

Note: Totals do not include advanced professionals.

*Beginning in 1993, students taking classes off campus are included in the headcount enrollment.

**Blount, Shelby, St. Clair, and Walker counties.

Source: Institutional Studies and Services

**UAB CREDIT HOUR PRODUCTION
FALL 1999**

	Lower Division Undergrad.¹	Upper Division Undergrad.²	Graduate 1³	Graduate 2⁴	Total
Arts and Humanities	18,517	2,853	324	18	21,712
Business	4,224	4,586	1,800	44	10,654
Education	1,717	4,643	4,177	259	10,796
Engineering	841	1,757	550	468	3,616
Health Related Professions	417	3,373	4,366	107	8,263
Joint Health Sciences	-	-	44	3,644	3,688
Medicine ⁵	477	-	-	-	477
Natural Sciences and Mathematics	18,629	2,351	817	436	22,233
Nursing	-	1,959	1,426	258	3,643
Physiological Optics	-	-	11	147	158
Public Health	-	9	3,159	604	3,772
Social and Behavioral Sciences	13,162	5,117	677	548	19,504
Graduate School	-	-	90	329	419
ROTC/Cooperative Education	475	111	-	-	586
TOTAL	58,459	26,759	17,441	6,862	109,521

Note: Includes September 1999 Miniterm.

¹Includes courses numbered 095-299.

²Includes courses numbered 300-499.

³Includes courses numbered 500-699 except in Education, where courses numbered 700-739 are included.

⁴Includes courses numbered 700-799.

⁵Undergraduate credit hours in Medicine are generated by the EMT program. First professional programs in Medicine, Dentistry, and Optometry do not generate credit hours.

Source: Institutional Studies and Services, ACHE Credit Hour Production Reports

**UAB ANNUAL CREDIT HOUR PRODUCTION BY SCHOOL
1992-93 through 1998-99**

	<u>1992-93</u>	<u>1993-94</u>	<u>1994-95</u>	<u>1995-96</u>	<u>1996-97</u>	<u>1997-98</u>	<u>1998-99</u>
ARTS AND HUMANITIES							
Lower Division Undergraduate	48,428	48,353	48,583	49,597	50,559	50,789	51,930
Upper Division Undergraduate	7,908	8,117	7,436	7,554	8,278	8,131	8,667
Graduate 1	1,203	1,266	1,268	1,210	1,090	1,079	1,035
Graduate 2	0	0	0	3	2	0	0
Total	<u>57,539</u>	<u>57,736</u>	<u>57,287</u>	<u>58,364</u>	<u>59,929</u>	<u>59,999</u>	<u>61,632</u>
BUSINESS							
Lower Division Undergraduate	14,886	14,349	13,896	13,638	13,647	13,878	14,769
Upper Division Undergraduate	22,696	20,287	18,995	19,336	18,532	19,191	19,061
Graduate 1	4,953	5,019	6,216	7,449	9,147	8,490	7,203
Graduate 2	273	263	238	292	258	211	219
Total	<u>42,808</u>	<u>39,918</u>	<u>39,345</u>	<u>40,715</u>	<u>41,584</u>	<u>41,770</u>	<u>41,252</u>
DENTAL PROGRAMS							
Lower Division Undergraduate	380	700	430	0	0	0	0
Upper Division Undergraduate	728	817	852	331	0	0	0
Total	<u>1,108</u>	<u>1,517</u>	<u>1,282</u>	<u>331</u>	<u>0</u>	<u>0</u>	<u>0</u>
EDUCATION							
Lower Division Undergraduate	5,502	4,872	5,110	4,347	4,804	4,609	5,067
Upper Division Undergraduate	17,809	16,511	16,006	16,274	16,847	16,669	16,743
Graduate 1	13,962	14,767	18,133	18,488	17,037	16,992	18,184
Graduate 2	837	767	649	679	716	656	714
Total	<u>38,110</u>	<u>36,917</u>	<u>39,898</u>	<u>39,788</u>	<u>39,404</u>	<u>38,926</u>	<u>40,708</u>
ENGINEERING							
Lower Division Undergraduate	4,572	4,535	3,748	4,118	3,538	3,219	3,830
Upper Division Undergraduate	3,756	4,580	4,496	5,063	5,982	6,160	5,377
Graduate 1	2,151	2,070	2,224	1,523	1,322	1,378	1,458
Graduate 2	1,364	1,477	1,464	1,509	1,850	1,719	1,780
Total	<u>11,843</u>	<u>12,662</u>	<u>11,932</u>	<u>12,213</u>	<u>12,692</u>	<u>12,476</u>	<u>12,445</u>
HEALTH RELATED PROFESSIONS							
Lower Division Undergraduate	15,877	15,871	3,652	2,289	498	1,058	1,318
Upper Division Undergraduate	14,302	12,850	11,991	14,054	13,988	13,697	13,942
Graduate 1	9,092	10,273	11,695	11,200	11,874	12,606	13,553
Graduate 2	526	407	452	569	605	489	501
Total	<u>39,797</u>	<u>39,401</u>	<u>27,790</u>	<u>28,112</u>	<u>26,965</u>	<u>27,850</u>	<u>29,314</u>
JOINT HEALTH SCIENCES							
Lower Division Undergraduate	0	0	0	0	0	0	0
Upper Division Undergraduate	0	0	0	6	33	0	51
Graduate 1	725	497	443	385	370	389	380
Graduate 2	14,028	14,320	14,377	14,654	13,521	13,459	12,825
Total	<u>14,753</u>	<u>14,817</u>	<u>14,820</u>	<u>15,045</u>	<u>13,924</u>	<u>13,848</u>	<u>13,256</u>
MEDICINE (EMT PROGRAM)							
Lower Division Undergraduate	0	0	0	314	2,366	2,442	2,348
Upper Division Undergraduate	0	0	0	0	7	6	1
Total	<u>0</u>	<u>0</u>	<u>0</u>	<u>314</u>	<u>2,373</u>	<u>2,448</u>	<u>2,349</u>

UAB ANNUAL CREDIT HOUR PRODUCTION BY SCHOOL (CONTINUED)

	<u>1992-93</u>	<u>1993-94</u>	<u>1994-95</u>	<u>1995-96</u>	<u>1996-97</u>	<u>1997-98</u>	<u>1998-99</u>
NATURAL SCIENCES AND MATHEMATICS							
Lower Division Undergraduate	67,822	62,357	61,138	62,464	60,873	59,879	59,378
Upper Division Undergraduate	7,623	7,937	7,962	7,681	7,643	7,749	7,424
Graduate 1	2,588	2,166	2,779	3,304	2,995	2,708	2,595
Graduate 2	<u>2,246</u>	<u>2,299</u>	<u>2,224</u>	<u>2,138</u>	<u>1,976</u>	<u>1,856</u>	<u>1,769</u>
Total	80,279	74,759	74,103	75,587	73,487	72,192	71,166
NURSING							
Lower Division Undergraduate	4,839	4,173	2,175	0	0	0	0
Upper Division Undergraduate	9,349	10,102	10,286	14,491	11,818	9,087	9,171
Graduate 1	4,404	5,610	5,539	5,490	4,878	5,148	5,765
Graduate 2	<u>2,193</u>	<u>1,750</u>	<u>1,559</u>	<u>1,786</u>	<u>1,513</u>	<u>1,269</u>	<u>1,073</u>
Total	20,785	21,635	19,559	21,767	18,209	15,504	16,009
PHYSIOLOGICAL OPTICS							
Graduate 1	135	123	77	60	113	163	47
Graduate 2	<u>412</u>	<u>299</u>	<u>247</u>	<u>328</u>	<u>423</u>	<u>445</u>	<u>300</u>
Total	547	422	324	388	536	608	347
PUBLIC HEALTH							
Upper Division Undergraduate	174	519	373	87	75	24	36
Graduate 1	5,583	6,754	7,165	7,731	8,907	9,218	9,509
Graduate 2	<u>1,379</u>	<u>1,545</u>	<u>1,472</u>	<u>1,785</u>	<u>2,101</u>	<u>2,227</u>	<u>2,176</u>
Total	7,136	8,818	9,010	9,603	11,083	11,469	11,721
SOCIAL AND BEHAVIORAL SCIENCES							
Lower Division Undergraduate	48,379	48,120	48,860	46,739	43,607	41,345	41,247
Upper Division Undergraduate	15,767	17,162	17,075	18,181	17,328	17,405	18,512
Graduate 1	2,412	2,622	2,869	2,783	2,682	2,311	2,614
Graduate 2	<u>1,494</u>	<u>1,998</u>	<u>2,326</u>	<u>2,104</u>	<u>2,325</u>	<u>2,288</u>	<u>2,051</u>
Total	68,052	69,902	71,130	69,807	65,942	63,349	64,424
ROTC/COOPERATIVE ED/IITS							
Lower Division Undergraduate	700	602	319	422	365	512	942
Upper Division Undergraduate	114	156	228	225	270	276	270
Graduate 1	<u>0</u>	<u>6</u>	<u>3</u>	<u>3</u>	<u>0</u>	<u>0</u>	<u>0</u>
Total	814	764	550	650	635	788	1,212
GRADUATE SCHOOL							
Graduate 1	0	0	0	0	0	0	57
Graduate 2	<u>0</u>	<u>0</u>	<u>0</u>	<u>0</u>	<u>480</u>	<u>968</u>	<u>1,155</u>
Total	0	0	0	0	480	968	1,212
TOTAL UAB							
Lower Division Undergraduate	211,385	203,932	187,911	183,928	180,257	177,731	180,829
Upper Division Undergraduate	100,226	99,038	95,700	103,283	100,801	98,395	99,255
Graduate 1	47,208	51,173	58,411	59,626	60,415	60,482	62,400
Graduate 2	<u>24,752</u>	<u>25,125</u>	<u>25,008</u>	<u>25,847</u>	<u>25,770</u>	<u>25,587</u>	<u>24,563</u>
GRAND TOTAL	383,571	379,268	367,030	372,684	367,243	362,195	367,047

Note: Figures include September and December Miniterms. First professional programs in Dentistry, Medicine, and Optometry do not generate credit hours.

Source: ISS, ACHE Credit Hour Production Reports, Fall 1992 through Summer 1999

DEGREES OFFERED AT UAB

<u>CIP Code*/Degree Program</u>	<u>Undergraduate Degrees</u>	<u>Graduate and Professional Degrees</u>
SCHOOL OF ARTS AND HUMANITIES		
05.0201 African American Studies	B.A.	
50.0703 Art History	B.A.	M.A. ¹
09.0101 Communication Studies	B.A.	
23.0101 English	B.A.	M.A.
16.0901 French	B.A.	
16.0501 German (discontinued 2/15/01)	B.A.	
50.0901 Music	B.A.	
38.0101 Philosophy	B.A.	
16.0905 Spanish	B.A.	
50.0702 Studio Art	B.A., B.F.A.	
50.0101 Theatre	B.A.	
SCHOOL OF BUSINESS		
52.0301 Accounting	B.S.	M.Ac.
51.0701 Administration/Health Services		Ph.D.
52.0201 Business Administration		M.B.A.
52.0601 Economics	B.S.	
52.0801 Finance	B.S.	
52.0299 Industrial Distribution	B.S.	
52.0201 Management	B.S.	
52.1401 Marketing	B.S.	
SCHOOL OF DENTISTRY		
51.0601 Dental Assisting	Certificate	
51.0401 Dentistry		D.M.D.
51.0501 Dentistry		M.S.
SCHOOL OF EDUCATION		
51.9999 Allied Health Sciences		M.A. in Education
13.1302 Arts Education	B.S.	M.A. in Education
13.1101 Counseling		M.A.
13.1204 Early Childhood Education	B.S.	M.A. in Education, Ph.D.
13.0101 Education		Ed.S.
13.0401 Educational Leadership		M.A. in Education, Ed.S., Ed.D. ¹ , Ph.D. ¹
13.1202 Elementary Education	B.S.	M.A. in Education
13.1307 Health Education	B.S.	M.A. in Education
31.0599 Health Education/Promotion		Ph.D. ¹
13.1205 High School Education	B.S.	M.A. in Education
13.1312 Music Education	B.S.	
13.1314 Physical Education	B.S.	M.A. in Education
42.1701 School Psychology		M.A. in Education
13.1001 Special Education	B.S.	M.A. in Education

DEGREES OFFERED AT UAB (CONTINUED)

<u>CIP Code*/Degree Program</u>	<u>Undergraduate Degrees</u>	<u>Graduate and Professional Degrees</u>
SCHOOL OF ENGINEERING		
14.0501 Biomedical Engineering	B.S.B.M.E. (effective 2/15/01)	M.S.B.M.E., Ph.D.
14.0801 Civil Engineering	B.S.C.E.	M.S.C.E., Ph.D. ²
14.1001 Electrical Engineering	B.S.E.E.	M.S.E.E., Ph.D. ²
14.1401 Environmental Health Engineering		Ph.D.
14.1801 Materials Engineering	B.S.Mt.E.	M.S.Mt.E., Ph.D. ¹
30.9999 Materials Science		Ph.D. ³
14.1901 Mechanical Engineering	B.S.M.E.	M.S.M.E., Ph.D. ²
SCHOOL OF HEALTH RELATED PROFESSIONS		
51.0701 Administration/Health Services		Ph.D.
51.9999 Allied Health	B.S.	
51.1005 Clinical Laboratory Sciences		M.S.C.L.S.
26.0609 Clinical Nutrition and Dietetics		M.S.
51.1002 Cytotechnology	B.S.	
19.0503 Dietetic Internship	Certificate (Postbaccalaureate)	
51.9999 Education-Allied Health Sciences		M.A. in Education ⁴
51.0701 Health Administration		M.S.H.A.
51.0799 Health Informatics		M.S.
51.0706 Health Information Management	B.S.	
51.1005 Medical Technology	B.S.	
51.0905 Nuclear Medicine Technology	B.S.	
51.1604 Nurse Anesthesia		M.N.A.
26.0609 Nutrition Sciences		Ph.D.
51.2306 Occupational Therapy (disc. 2/15/01)	B.S.	M.S.
51.2308 Physical Therapy		M.S.
51.0907 Radiologic Sciences	B.S.	
51.0908 Respiratory Therapy	B.S.	
51.0807 Surgical Physician Assistant	B.S.	
JOINT HEALTH SCIENCES (Schools of Dentistry and Medicine)		
51.1399 Basic Medical Sciences		M.S.B.M.S.
26.0202 Biochemistry		Ph.D.
26.0203 Biophysical Sciences		Ph.D.
26.0401 Cell Biology		Ph.D.
51.1306 Medical Genetics		Ph.D.
26.0501 Microbiology		Ph.D.
26.0608 Neurobiology		Ph.D.
26.0704 Pathology		Ph.D.
26.0705 Pharmacology and Toxicology		Ph.D.
26.0706 Physiology and Biophysics		Ph.D.

DEGREES OFFERED AT UAB (CONTINUED)

<u>CIP Code*/Degree Program</u>	<u>Undergraduate Degrees</u>	<u>Graduate and Professional Degrees</u>
SCHOOL OF MEDICINE		
51.0904 Emergency Medical Technician	Certificate	
51.1201 Medicine		M.D.
SCHOOL OF NATURAL SCIENCES AND MATHEMATICS		
05.0201 African American Studies	B.A.	
27.0301 Applied Mathematics		Ph.D. ⁵
26.0101 Biology	B.S.	M.S., Ph.D.
40.0501 Chemistry	B.S.	M.S., Ph.D.
11.0101 Computer and Information Sciences	B.S.	M.S., Ph.D.
27.0101 Mathematics	B.S.	M.S.
30.0101 Natural Science	B.S.	
40.0801 Physics	B.S.	M.S., Ph.D.
SCHOOL OF NURSING		
51.1601 Nursing	B.S.N.	M.S.N.
51.1608 Nursing		Ph.D.
SCHOOL OF OPTOMETRY		
51.1701 Optometry		O.D.
51.1399 Physiological Optics	B.S.	
51.1399 Vision Science		M.S., Ph.D.
SCHOOL OF PUBLIC HEALTH		
26.0615 Biostatistics		M.S., Ph.D.
14.1401 Environmental Health Engineering		Ph.D.
51.2202 Environmental Health Sciences		Ph.D.
51.2203 Epidemiology		Ph.D.
31.0599 Health Education/Promotion		Ph.D. ¹
51.2201 Public Health		M.P.H., M.S.P.H., Dr.P.H.
SCHOOL OF SOCIAL AND BEHAVIORAL SCIENCES		
05.0201 African American Studies	B.A.	
45.0201 Anthropology	B.A.	M.A. ⁶
43.0199 Criminal Justice	B.S.	M.S.C.J.
52.0601 Economics	B.A.	
43.0106 Forensic Science		M.S.F.S.
45.0801 History	B.A.	M.A.
45.9999 International Studies	B.A.	
45.1101 Medical Sociology		Ph.D.
45.1001 Political Science	B.A.	
42.0101 Psychology	B.S.	M.A., Ph.D.
44.0401 Public Administration		M.P.A.
44.0701 Social Work	B.S.S.W.	
45.1101 Sociology	B.A.	M.A.

DEGREES OFFERED AT UAB (CONTINUED)

* Classification of Instructional Programs developed by the U.S. Department of Education's National Center for Education Statistics.

Note: Joint programs are those in which UAB awards the degree. Cooperative programs are those in which students take classes at UAB but the degree is awarded at another institution.

¹ Joint program with the University of Alabama.

² Cooperative program with the University of Alabama and the University of Alabama in Huntsville.

³ Joint interdisciplinary program with the University of Alabama and the University of Alabama in Huntsville.

⁴ Degree offered by the School of Education.

⁵ Joint program with the University of Alabama and the University of Alabama in Huntsville.

⁶ Cooperative program with the University of Alabama.

TOTAL DEGREES AVAILABLE

Certificates	3
Postbaccalaureate	1
Subbaccalaureate	2
Baccalaureate (effective 2/15/01)	55
Master's	45
Specialist's	2
Doctoral	32
First Professional	<u>3</u>
Total	140

**UAB DEGREES AWARDED BY SCHOOL
JULY 1, 1969 - JUNE 30, 1999**

	<u>July 1, 1969 - June 30, 1994</u>		<u>July 1, 1994 - June 30, 1995</u>		<u>July 1, 1995 - June 30, 1996</u>		<u>July 1, 1996 - June 30, 1997</u>		<u>July 1, 1997 - June 30, 1998</u>		<u>July 1, 1998 - June 30, 1999</u>		<u>Grand Total</u>
	<u>Male</u>	<u>Female</u>	<u>Male</u>	<u>Female</u>	<u>Male</u>	<u>Female</u>	<u>Male</u>	<u>Female</u>	<u>Male</u>	<u>Female</u>	<u>Male</u>	<u>Female</u>	
ARTS AND HUMANITIES													
Bachelor's	776	1,288	51	82	52	61	37	74	40	76	49	70	2,656
Master's	51	123	3	7	4	6	1	5	1	9	3	2	215
BUSINESS¹													
Bachelor's	3,361	2,010	166	135	129	125	154	138	141	96	175	122	6,752
Master's	1,121	460	82	39	90	78	125	77	112	94	108	84	2,470
DENTISTRY													
Certificates	77	371	0	13	0	0	0	0	0	0	0	0	461
Bachelor's	0	111	0	10	0	9	0	0	0	0	0	0	130
Master's	124	32	10	9	4	5	6	8	2	4	5	7	216
First Professional	1,212	204	34	19	34	17	39	15	38	17	27	24	1,680
EDUCATION²													
Bachelor's	859	3,957	59	168	49	137	41	163	55	147	52	164	5,851
Master's	1,649	7,299	53	216	51	263	57	308	60	253	54	252	10,515
Postmaster's	331	1,155 ³	9	49	10	52	14	35	6	20	9	25	1,718
Doctorates	15	44	2	10	5	14	1	13	6	14	1	6	131
ENGINEERING													
Bachelor's	1,653	214	74	15	69	17	65	20	83	19	75	16	2,320
Master's	408	70	48	7	35	9	30	17	25	14	36	13	712
Doctorates	21	6	4	1	7	2	8	0	9	1	6	1	66
HEALTH RELATED PROFESSIONS													
Certificates	4,880	4,045	129	150	0	21	1	19	2	18	0	21	9,286
Bachelor's	749	1,642	48	108	47	102	45	107	47	124	43	95	3,157
Master's	576	591	32	65	28	97	46	76	45	83	70	91	1,800
Doctorates ¹	14	19	4	2	3	2	2	4	3	4	1	3	61

JOINT HEALTH SCIENCES

Master's	128	104	4	6	8	1	5	6	1	4	6	2	275
Doctorates	334	133	16	16	27	17	30	27	26	15	27	24	692

MEDICINE

First Professional	2,814	716	109	50	103	59	109	55	96	52	97	69	4,329
--------------------	-------	-----	-----	----	-----	----	-----	----	----	----	----	----	-------

NATURAL SCIENCES AND MATHEMATICS

Bachelor's	2,025	1,146	90	71	102	76	111	84	111	86	107	80	4,089
Master's	346	166	24	6	19	14	19	19	33	17	21	15	699
Doctorates	81	23	5	1	15	2	14	1	10	5	9	4	170

NURSING

Bachelor's	373	3,917	23	186	36	155	55	226	30	113	20	94	5,228
Master's	102	1,905	7	87	2	59	12	89	7	61	9	63	2,403
Doctorates	8	230	0	20	0	13	0	18	0	19	1	7	316

OPTOMETRY

Bachelor's	258	54	1	4	2	1	1	0	2	1	1	2	327
Master's	17	14	1	1	1	4	3	0	3	2	1	0	47
Doctorates	9	5	1	0	1	0	2	0	1	0	0	1	20
First Professional	471	187	16	27	16	23	16	22	15	23	24	11	851

PUBLIC HEALTH⁴

Master's	548	528	55	60	46	64	41	78	55	75	71	102	1,723
Doctorates	31	20	4	2	4	4	7	4	5	6	7	3	97

SOCIAL AND BEHAVIORAL SCIENCES

Bachelor's	2,380	2,281	143	176	181	206	170	229	175	235	155	208	6,539
Master's	342	296	21	26	21	31	24	35	23	15	16	24	874
Doctorates	18	29	3	6	4	6	1	7	7	11	2	11	105

¹The Ph.D. degrees awarded in the Administration/Health Services program are awarded jointly by the Schools of Business and Health Related Professions.

²Does not include Master's degrees awarded in Israel (126 in 1998-99).

³185 students completing the Postmaster's Certificate prior to 1975-76 are all counted as female because a gender breakdown is not available.

⁴Prior to 1980-81, degrees in Public Health were earned in the School of Health Related Professions.

UAB DEGREES CONFERRED JULY 1, 1969 - JUNE 30, 1999

<u>Year*</u>	<u>Bachelor's</u>	<u>Master's</u>	<u>Post-Master's</u>	<u>Doctorates</u>	<u>D.M.D., M.D., O.D.</u>	<u>Certificates</u>	<u>Total</u>
1969-1983	13,553	8,639	1,113	285	2,975	5,216	31,781
1983-84	1,348	605	50	49	254	366	2,672
1984-85	1,379	608	49	41	244	381	2,702
1985-86	1,379	652	52	32	247	346	2,708
1986-87	1,347	625	53	41	237	375	2,678
1987-88	1,406	701	31	54	238	298	2,728
1988-89	1,313	846	20	75	222	266	2,742
1989-90	1,332	804	28	65	233	380	2,842
1990-91	1,324	971	20	95	244	413	3,067
1991-92	1,487	848	34	88	229	430	3,116
1992-93	1,604	842	19	108	243	435	3,251
1993-94	1,582	859	17	107	238	467	3,270
1994-95	1,610	869	58	97	255	292	3,181
1995-96	1,556	940	62	126	252	21	2,957
1996-97	1,720	1,087	49	139	256	20	3,271
1997-98	1,581	998	26	142	241	20	3,008
1998-99	1,528	1,055	34	114	252	21	3,004
Totals Awarded to Date	37,049	21,949	1,715	1,658	6,860	9,747	78,978

Note: Does not include degrees awarded by the School of Education in Israel.

*The reporting period for completions is July 1 through June 30.

Source: HEGIS Degrees and Other Formal Awards Conferred and IPEDS Completions Reports

**UAB REQUIRED STUDENT FEES PER QUARTER
FALL 1999**

<u>Program/Fee</u>	<u>In-State</u>	<u>Out-of-State</u>
<u>First Professional Programs</u>		
Dentistry:		
General Tuition	\$1,992	\$5,976
Building Fee	290	290
Student Recreation Center Fee	12	12
Student Service Fee	83	83
Technology Fee	50	50
Medicine: (Annual)		
General Tuition	\$7,069	\$21,207
Building Fee	870	870
Student Recreation Center Fee	36	36
Student Service Fee	249	249
Optometry:		
General Tuition	\$1,709	\$5,127
Building Fee	345	345
Student Recreation Center Fee	12	12
Student Service Fee	83	83
<u>Baccalaureate and Graduate Programs</u>		
General Tuition Fee (Per Credit Hour Charges):		
<u>Undergraduates taking courses in:</u>		
Schools other than Health Related Professions,		
Nursing, or Public Health	\$91	\$182
Health Related Professions	112	224
Nursing	102	204
Public Health	95	190
<u>Graduates taking courses in:</u>		
Schools other than Health Related Professions,		
Nursing, or Public Health	\$104	\$208
Health Related Professions	135	270
Nursing	125	250
Public Health	107	214
Building Fee for students taking courses in:		
Arts and Humanities, Business, Education, Engineering, Natural Sciences and Mathematics, Social and Behavioral Sciences, and Health Related Professions:		
Flat Fee plus	\$17	\$17
Per Credit Hour Charge	3	3
Joint Health Sciences, Nursing, Public Health, and Undergraduate Emergency Medicine:		
Flat Fee	\$17	\$17

UAB REQUIRED STUDENT FEES (CONTINUED)

<u>Program/Fee</u>	<u>In-State</u>	<u>Out-of-State</u>
Student Service Fee for all students:		
Flat Fee plus	\$23	\$23
Per Credit Hour Charge	5	5
Student Recreation Center Fee for all students:		
Per Credit Hour Charge	\$1	\$1
Learning Resource Fee for students taking courses in: (Per Credit Hour Charges)		
Arts and Humanities, Natural Sciences and Mathematics, and Social and Behavioral Sciences	\$4	\$4
Business, Education, Engineering, and Public Health	\$9	\$9
Health Related Professions and Nursing	\$7	\$7

TOTAL ANNUAL REQUIRED FEES FOR FULL-TIME STUDENT¹

	<u>In-State</u>	<u>Out-of-State</u>
First Professionals in :		
Dentistry ²	\$7,281	\$19,233
Medicine	8,224	22,362
Optometry ²	6,447	16,701
Undergraduates taking 30 semester credit hours per year in:		
A&H, NSM, SBS ³	\$3,240	\$5,970
Business, Education, and Engineering	3,390	6,120
Health Related Professions	3,960	7,320
Nursing	3,570	6,630
Undergraduate Emergency Medicine	3,030	5,760
Graduate students taking 24 semester credit hours per year in:		
A&H, NSM, SBS ³	\$2,928	\$5,424
Business, Education, and Engineering	3,048	5,544
Health Related Professions	3,744	6,984
Nursing	3,432	6,432
Public Health	3,048	5,616
All other Graduate Programs	2,760	5,256

¹Reflects annual charges for required fees indicated above. Note: Additional fees, such as lab fees for designated courses, also may apply.

²Assumes three quarters per year.

³Arts and Humanities, Natural Sciences & Mathematics, and Social & Behavioral Sciences

Source: University of Alabama Board of Trustees Tuition and Fee Resolutions

**UAB STUDENT AID FUNDS AVAILABLE FOR FEDERAL YEARS, JULY THROUGH JUNE
1992-93 through 1998-99***

	<u>1992-93</u>	<u>1993-94</u>	<u>1994-95</u>	<u>1995-96</u>	<u>1996-97</u>	<u>1997-98</u>	<u>1998-99</u>
College Work Study	\$1,509,344	\$1,342,808	\$1,525,064	\$1,575,709	\$1,696,886	\$1,175,607	\$1,117,156
Federal Perkins Loan	1,929,751	1,859,888	1,878,519	2,214,805	2,368,744	2,120,680	2,105,848
Supplemental Educational Opportunity Grant	715,494	786,653	847,104	761,730	668,054	744,070	901,751
Subtotal, College Based Aid	\$4,154,589	\$3,989,349	\$4,250,687	\$4,552,244	\$4,733,684	\$4,040,357	\$4,124,755
Pell Grants	4,120,826	3,461,156	4,152,996	4,093,823	4,438,016	4,410,102	5,275,414
Health Professional Loans	1,101,115	602,512	740,887	920,111	538,737	586,442	656,834
Guaranteed Student Loans	15,145,780	16,793,209	0	0	0	0	0
Institutional Funds**	12,498,723	14,027,709	13,678,531	13,594,096	14,786,990	18,930,550	21,896,206
State Funds***	988,624	843,272	980,154	788,663	698,693	638,843	601,457
Private Funds	1,427,266	748,776	1,139,942	1,279,428	2,000,844	3,948,968	2,043,039
Other Government Grants	167,176	339,197	206,242	164,097	226,939	253,943	229,233
Federal Direct Loans		6,548,412	30,820,230	37,148,636	39,175,956	41,467,384	47,887,888
Total Funds	\$39,604,099	\$47,353,592	\$55,969,669	\$62,541,098	\$66,599,859	\$74,276,589	\$82,714,826
Percent Change from Previous Year	+10%	+20%	+18%	+12%	+6%	+12%	+11%
Unduplicated Number of Recipients	5,873	6,013	7,118	8,229	8,396	8,489	8,715
Percent Change from Previous Year	+9%	+2%	+18%	+16%	+2%	+1%	+3%
Unduplicated Number of Applicants	12,194	12,598	14,071	14,015	13,998	15,084	15,071
Percent Change from Previous Year	+10%	+3%	+12%	0%	0%	+8%	0%

*Data from 1993-94 through 1997-98 include UAB Walker College.

**Includes institutional employment.

***Includes scholarships awarded to UAB students in Dentistry, Medicine, and Optometry.

Sources: Office of Financial Aid, Office of Human Resources

UAB STUDENT LIFE

UAB students and the University community are involved in a variety of diverse programs, services, activities, and organizations which are funded by student service fees.

Educational Opportunities and Service Opportunities¹

Whether receiving formal training through the Students Actively Initiating Leadership (SAIL) program, holding office in one of the Student Government Associations (38 undergraduate representatives and 39 graduate student representatives in Fall 1999), or serving as editor of one of the major student publications, students are provided experiential learning opportunities. The Ambassador and Blazer Volunteer Programs give students opportunities to serve the campus and Birmingham communities and involved 450 students in Fall 1999.

Special Interest Programs and Organizations¹

Special interest programs and organizations such as Greek Life (whose fraternities and sororities had 458 members and pledges in Fall 1999), the Black Student Awareness Committee, Interculture, Honor Societies, and general interest/professional interest organizations provide students with opportunities to learn about other cultures, to learn about themselves, and to enhance their marketability in the job market.

Entertainment and Special Events¹

With concerts, films, comedy shows, lectures, and talent competitions, Student Life has an abundance of opportunities for students to volunteer, get involved, and just have fun! Events include Homecoming, Springfest, the Miss UAB Scholarship Pageant, and even UAB's own Comedy Series and Lecture Series. For students who enjoy planning, the communities behind these programs are always looking for new members with exciting ideas.

Workroom/Graphics and Copy Center¹

To support the needs of student organizations, the Workroom and Graphics and Copy Center provide supplies and equipment. Several computers, typewriters, a copy machine, an overhead projector, banner paper, and a button machine are provided either free of charge or at minimal cost.

Intramural Sports and Outdoor Recreation¹

A wide range of recreational activities designed to meet the fitness and recreation needs of the UAB community is offered through the Office of Intramural and Recreational Sports. There is something for everyone, including aerobics, intramural individual and team sports, and outdoor adventures. The recreation program offers everything from step aerobics and white water rafting to basketball and snow skiing, from camping to a major 5K run and an outdoor equipment rental service.

Athletic Support Groups¹

Blazer support groups include the UAB Golden Girls, Cheerleaders, Mascot, Blazer Pep Band, and the Marching Band. These groups, whose numbers totaled 278 students Fall 1999, perform at UAB basketball and football games and are invited to a variety of events in the Birmingham community.

Student Housing and Residential Life²

In the Fall of 1999 a total of 1,443 students and 43 student staff members lived on campus in UAB's seven residence areas.

¹Source: Office of Student Life

²Source: Office of Student Housing and Residential Life

UAB ATHLETIC ACTIVITIES

The University of Alabama at Birmingham initiated an intercollegiate varsity athletic program in 1978. The athletic program has subsequently expanded to include 17 men's and women's sports and UAB participates as a Division I member of the NCAA. Through the 1990-91 season, UAB was a member of the Sun Belt Conference. In 1991, UAB became a charter member of the Great Midwest Conference. In 1995, UAB joined the newly created Conference USA.

ATHLETIC DIRECTOR

Gene Bartow

MEN'S PROGRAMS

Baseball - Head Coach, Larry Giangrosso
Basketball - Head Coach, Murry Bartow
Football - Head Coach, Watson Brown
Golf - Head Coach, Alan Kaufman
Soccer - Head Coach, Mike Getman
Tennis - Head Coach, Derek Tarr

WOMEN'S PROGRAMS

Basketball - Head Coach, Jeannie Milling
Cross-Country/Track - Head Coach, Brian Funk
Golf - Head Coach, Gwen Merritt
Rifle - Head Coach, Lori Goodwin
Soccer - Head Coach, Paul Harbin
Softball* - Head Coach, Marla Townsend
Synchronized Swimming* - Head Coach, Amy O'Donnell
Tennis - Head Coach, Mert Ertunga
Volleyball - Head Coach, Melinda Claiborne

*Began in the 1999-2000 academic year.

UAB ATHLETIC ACTIVITIES (CONTINUED)

UAB BLAZER BASKETBALL

Win/Loss Record

1979-80	18-12	1986-87	21-11	1993-94	22-8
1980-81*	23-9	1987-88	16-15	1994-95	14-16
1981-82*	25-6	1988-89	22-12	1995-96	16-14
1982-83	19-14	1989-90*	22-9	1996-97	18-14
1983-84	23-11	1990-91	18-13	1997-98	21-12
1984-85	25-9	1991-92	20-9	1998-99	20-12
1985-86	25-11	1992-93	21-14		

*Sun Belt Conference regular season champions

Basketball Postseason Appearances


1980-81 NCAA Tournament Final 16
1981-82 NCAA Tournament Final 8
Sun Belt Conference champions
1982-83 NCAA Tournament appearance
Sun Belt Conference champions
1983-84 NCAA Tournament appearance
Sun Belt Conference champions
1984-85 NCAA Tournament Final 16
1985-86 NCAA Tournament appearance
Sun Belt Conference champions
1986-87 NCAA Tournament appearance
1988-89 NIT Final Four
1989-90 NCAA Tournament appearance
1990-91 NIT appearance
1991-92 NIT appearance
1992-93 NIT Final Four
1993-94 NCAA Tournament appearance
1996-97 NIT Appearance
1997-98 NIT Appearance
1998-99 NCAA Tournament appearance

UAB BLAZER FOOTBALL

In 1999, the Blazers were 5-6 overall in their first season of competition in Conference USA. They finished the season tied for second place in the Conference with a 4-2 league record.

Source: UAB Sports Information

Faculty and Staff



ENDOWED POSITIONS AT UAB

The Alabama Eye Institute, Inc., Endowed Chair of Ophthalmology (1999)
Lanning B. Kline, M.D. (1999-present)

Alabama Industries Professorship in Environmental Engineering (1996)

Charles A. Alford Professorship in Pediatric Infectious Diseases (1994)

J. Max Austin, Jr., M.D., Endowed Professorship in Gynecologic Oncology (2000)

Baker-Dean Endowed Professorship in Interventional Cardiology (2000)

George W. Barber, Jr., Foundation Professorship in Otolaryngology/Head and Neck Surgery (1993)

Lionel M. Bargeron, Jr., M.D., Chair in Pediatric Cardiology (1996)
Edward V. Colvin, M.D. (1997-present)

John H. Blue Chair of General Surgery (1984)

Mary J. Bradford Endowed Professorship in Gastroenterology (1998)

Ben Vaughan Branscomb Chair of Medicine in Respiratory Disease (1990)
Jack Durand Fulmer, M.D. (1990-1996)
Keith Randall Young, Jr., M.D. (1996-present)

Wallace R. Bunn Chair in Telecommunications (1992)
Gary J. Grimes, Ph.D. (1993-present)

C. E. Butterworth, Jr., M.D., Professorship in Nutrition Sciences (1996)
Roland L. Weinsier, M.D., Dr.P.H. (1996-present)

Benjamin Monroe Carraway, M.D., Chair in Anesthesiology (1997)
William A. Lell, M.D. (1998-present)

Ellen Gregg Shook Culverhouse Chair in Gynecologic Oncology (1998)
Ronald D. Alvarez, M.D. (1999-present)

Dental Alumni - Joseph F. Volker Chair of Clinical Dentistry (1982)
Karl F. Leinfelder, D.D.S. (1983-1995)

Department of Radiology Endowed Chair (1997)

Edwin M. Dixon Endowed Chair in Neonatology (2000)
Waldemar A. Carlo, M.D. (2000-Present)

Heman E. Drummond Endowed Chair of Psychiatry (1988)
David L. Garver, M.D. (1989-1992)
Robert O. Friedel, M.D. (1992-present)

Eminent Scholar Chair in Pulmonary Diseases (1989)
Dick D. Briggs, Jr., M.D. (1989-1996)
William Charles Bailey, M.D. (1996-present)

Wayne H. and Sara Crews Finley Chair of Medical Genetics (1986)
Sara Crews Finley, M.D. (1986-1996)

ENDOWED POSITIONS AT UAB (CONTINUED)

Charles E. Flowers, Jr., Professorship of Obstetrics and Gynecology (1985)
Bruce A. Harris, M.D. (1986-1988)
Robert L. Goldenberg, M.D. (1988-present)

James Garber Galbraith Chair in Neurosurgery (1992)
Richard B. Morawetz, M.D. (1994-present)

GeroPsychiatry Research Chair (1993)

J. W. and Virginia Goodwin - Warren D. Blackburn, Jr., Research Chair in Rheumatology (1993)
Warren D. Blackburn, Jr., M.D. (1993-1998)

Jeanne and Ann Griffin Chair for Women's Cancer Research (1996)
David T. Curiel, M.D. (1997-present)

Alfred Habeeb, M.D. Chair in Anesthesiology (1992)
Simon Gelman, M.D. (1992-1993)
David H. Chestnut, M.D. (1994-present)

Ruth Lawson Hanson Chair of Medicine in Diabetes and Metabolism (1967)
Buris R. Boshell, M.D. (1967-1989)
Jeffrey E. Kudlow, M.D. (1990-present)

Joy and Bill Harbert Endowed Chair in Cancer Genetics (1997)

Bruce Harris, Jr., Endowed Professorship in the Department of Obstetrics and Gynecology (1999)
William W. Andrews, Ph.D., M.D. (2000-present)

James Johnston Hicks Chair of Otolaryngology/Head and Neck Surgery (1989)
Julius N. Hicks, M.D. (1991-present)

S. Richardson Hill, Jr., Professorship in Endocrinology (1988)

Basil I. Hirschowitz Endowed Chair in Gastroenterology (1996)
Charles O. Elson, M.D. (1997-present)

Charles and Alice Hohenberg Professorship in Pulmonary and Critical Care Medicine (1996)

Howard L. Holley Research Chair in Rheumatology (1987)
William J. Koopman, M.D. (1988-1995)
Robert P. Kimberly, M.D. (1996-present)

Charles Byron Ireland Chair of Psychiatric Research (1973)
John R. Smythies, M.D. (1973-1989)
Hyman B. Niznik, Ph.D. (1998)

Katharine Reynolds Ireland Chair of Pediatrics (1992)
Sergio B. Stagno, M.D. (1993-present)

Kathy Ireland Chair in Psychiatric Research (1992)
Lewis R. Baxter, Jr., M.D. (1995-present)

John S. Jemison, Jr., Visiting Professorship in the Humanities (1986)

L. R. Jordan Chair of Health Services Administration (1988)
John E. Sheridan, Ph.D. (1990-present)

ENDOWED POSITIONS AT UAB (CONTINUED)

Fay Fletcher Kerner Chair of Surgery (1964)

Champ Lyons, M.D. (1964-1965)

John W. Kirklin, M.D. (1966-1988)

Arnold G. Diethelm, M.D. (1988-present)

John W. Kirklin Chair of Cardiovascular Surgery (1980)

Nicholas T. Kouchoukos, M.D. (1981-1983)

Albert D. Pacifico, M.D. (1983-present)

Robert B. Kyle Professorship of Rehabilitation Medicine (1974)

Samuel L. Stover, M.D. (1984-1995)

Amie B. Jackson, M.D. (1996-present)

James C. and Elizabeth T. Lee Chair in Biochemistry (1993)

Gerald W. Hart, Ph.D. (1993-1997)

Patrick H. Linton Professorship of Psychiatry (1987)

Patrick H. Linton, M.D. (1987-1989)

Jacqueline M. Feldman, M.D. (1999-present)

Loeb Eminent Scholars Chair in Pediatrics (1992)

Richard J. Whitley, M.D. (1992-present)

Jane Knight Lowe Professorship of Medicine in Rheumatology (1986)

Eugene V. Ball, M.D. (1986-1996)

Graciela S. Alarcon, M.D., M.P.H. (1997-present)

Dr. Champ Lyons Chair in General Surgery (1997)

Marshall M. Urist, M.D. (1997-present)

Jeanne V. Marks Endowed Chair in Cardiovascular Research (1999)

Raymond E. Ideker, M.D., Ph.D. (1999-present)

Martha Ann and David L. May Endowed Chair in Cancer Research (1999)

John J. Rinehart, M.D. (2000-present)

Charles A. McCallum Chair of Oral and Maxillofacial Surgery (1985)

Victor J. Matukas, D.D.S., Ph.D., M.D. (1985-1997)

Charles H. McCauley Chair of Microbiology (1978)

Roy Curtiss, III, Ph.D. (1978-1983)

Alice McNeal, M.D., Endowed Chair in Anesthesiology (1998)

Sadis Matalon, Ph.D. (1999- present)

Meyer Research Professorship of Pediatrics (1964)

Charles A. Alford, Jr., M.D. (1967-present) (Honorary)

Nathan E. Miles Endowed Chair of Ophthalmology (1996)

Harold W. Skalka, M.D. (1996-present)

Olivia Turlington Miller Endowed Chair of Cancer Genetics (1997)

John S. Odess Chair in Otolaryngology/Head and Neck Surgery (1993)

Glenn E. Peters, M.D. (1993-present)

ENDOWED POSITIONS AT UAB (CONTINUED)

Marie L. O'Koren Endowed Chair in Nursing (1992)

Barbara A. Smith, Ph.D., R.N. (1997-present)

Leonard H. Robinson Endowed Chair in Pathology (1998)

James R. Rosen Chair of Dental Research (1990)

Marjorie K. Jeffcoat, D.M.D. (1991-present)

Merle M. Salter Endowed Chair of Radiation Oncology (1995)

James A. Bonner, M.D. (1998-present)

School of Nursing Endowed Chair (1997)

John D. Sherrill Chair of Orthopedic Surgery (1970)

Kurt Max Walter Niemann, M.D. (1971-1993)

John M. Cuckler, M.D. (1994-present)

James Marion Sims Endowed Chair in Obstetrics and Gynecology (1976)

(formerly James Marion Sims Endowed Professorship until 2/15/01)

Hugh M. Shingleton, M.D. (1985-1994)

John C. Hauth, M.D. (1999-present)

Margaret Cameron Spain Chair in Obstetrics and Gynecology (1998)

Edward E. Partridge, M.D. (1999-present)

Spencer Chair in Medical Science Leadership (1992)

J. Claude Bennett, M.D. (1992-1994)

William J. Koopman, M.D. (1995-present)

Evalina B. Spencer Chair of Oncology (1994)

Albert F. LoBuglio, M.D. (1994-present)

Sponsored Professorship in Epidemiology (1996)

Philip Cole, M.D., M.P.H., Dr.P.H. (1996-present)

Tate Jordan Thomas Professorship in Psychiatric Medicine (1994)

Jack Gary Modell, M.D. (1998-present)

UAB Alumni and Friends Professor of Accounting (1990)

Frank R. Rayburn, Ph.D. (1990-1998)

Thomas P. Edmonds, Ph.D. (1998-present)

University of Alabama Cardiovascular Surgical Research Chair (1980)

Eugene H. Blackstone, M.D. (1980-1997)

James Karl Kirklin, M.D. (1997-present)

Anna Lois Waters Chair of Medicine in Rheumatology (1970)

Howard L. Holley, M.D. (1970-1985)

William J. Koopman, M.D. (1985-1988)

John E. Volanakis, M.D. (1989-1997)

Mary Gertrude Waters Chair of Cardiovascular Medicine (1972)

Thomas N. James, M.D. (1976-1987)

Gerald M. Pohost, M.D. (1991-present)

ENDOWED POSITIONS AT UAB (CONTINUED)

Newman H. Waters Chair of Clinical Pharmacology (1992)
Robert B. Diasio, M.D. (1993-present)

Ben S. Weil Chair of Industrial Distribution (1986)
Jay A. Smith, Jr., D.B.A. (1991-present)

J. Benjamin Younger, M.D., Endowed Professorship in Reproductive Endocrinology and Infertility
(2000)

Source: Minutes, the Board of Trustees of the University of Alabama; campus records

UAB FACULTY HONORS

SPECIAL PROFESSORSHIPS AND APPOINTMENTS

Distinguished Professors

Samuel B. Barker, Ph.D. (1976-present)
J. Claude Bennett, M.D. (1996-emeritus, 1996)
Ben Vaughan Branscomb, M.D. (1989-emeritus, 1989)
Harriet P. Dustan, M.D. (1985-emerita, 1988)
Charles E. Flowers, Jr., M.D. (1985-emeritus, 1985)
Walter B. Frommeyer, M.D. (1968-1979)
Tinsley R. Harrison, M.D. (1964-1978)
S. Richardson Hill, Jr., M.D. (1987-emeritus, 1994)
Thomas N. James, M.D. (1981-1987)
Champ Lyons, M.D. (1964-1965)
Charles A. McCallum, D.M.D., M.D. (1993-present)
Jimmy D. Neill, Ph.D. (1994-present)
James A. Pittman, Jr., M.D. (1992-emeritus, 1992)
Joseph F. Volker, D.D.S., Ph.D. (1982-1989)

Distinguished Service Professors

Joseph H. Appleton, Ph.D.; Civil Engineering (1984-emeritus, 1990)
Milly Cowles, Ph.D.; Education (1987-emerita, 1989)
Fain A. Guthrie, Ed.D.; Education (1980-emeritus, 1988)
George E. Passey, Ph.D.; Psychology (1985-emeritus, 1985)
J. Dudley Pewitt, D.B.A.; Business (1990-1994)

University Professors

Frederick W. Conner, Ph.D.; Humanities (1976-emeritus, 1978)
Dalton E. McFarland, Ph.D.; Management (1972-emeritus, 1983)
James Rachels, Ph.D.; Philosophy (1983-present)
Craig T. Ramey, Ph.D.; Psychology (1997-present)
Henry Panion, Ph.D.; Music (2000-present)
Edward Taub, Ph.D.; Psychology (2000-present)

University Research Professor

James E. McLean, Ph.D.; Education (1995-present)

University Scholars

William F. Bridgers, M.D.; Public Health (1991-1992)
W. Jack Duncan, Ph.D.; Management (1987-present)
Virginia V. Hamilton, Ph.D.; History (1981-emerita, 1987)
David E. Harrell, Ph.D.; History (1976-1981; 1985-1990)
David L. Sparks, Ph.D.; Psychology (1976-1981)
James F. Tent, Ph.D.; History (1990-present)

UAB FACULTY HONORS (CONTINUED)

NATIONAL RECOGNITIONS

Fulbright Scholars

- 1965-67 Abdullah A. Khatri - Psychology
- 1977-78 Blaine A. Brownell - American and Urban Studies
Henry N. McCarl - Economics
- 1981-82 Ruth B. LaMonte - Education
J. Walter Mason - Environmental Health
- 1982-83 Daniel R. Lesnick - History
Eul Soo Pang - History
- 1983-84 Thomas L. St. Pierre - Chemistry
- 1985-86 Kathleen S. Logan - Anthropology
James F. Mersmann - English
Bruce P. Wheatley - Anthropology
- 1986-87 W. Jack Duncan - Management
John D. Jones - Student Affairs
Charles W. Nance - Anthropology
Larry G. Wharton - English
- 1987-88 Ralph A. Johnson - Center for Labor Education and Research
Mohammed A. Khaled - Nutrition Sciences
- 1989-90 Thomas L. Powers - Marketing
Frederick P. Smith - Criminal Justice
- 1990-91 Richard M. Gargiulo - Special Education
- 1991-92 Jane M. Christian - Anthropology
Stephen O. Glosecki - English
- 1992-93 Bruce Freeman - Anesthesiology
- 1993-94 Beverly Hawk - Political Science
Virginia D. Gauld - Student Affairs
- 1994-95 Roger T. Lewis - Mathematics
- 1995-96 Voytek Zubek - Political Science
- 1995-97 Mary Umlauf - Nursing
- 1996-97 Tee Hiatt - Health Services Administration
- 1997-98 Robert A. McLean - Health Administration
- 1999-00 Paul Petersen - Education

National Academy of Sciences

- 1988 Max D. Cooper, M.D. – Pediatrics

Source: Minutes, the Board of Trustees of the University of Alabama; campus records

UAB DISTINGUISHED FACULTY LECTURERS

- 1964 Dr. Tinsley R. Harrison, Professor of Medicine
- 1965 Dr. Champ Lyons, Professor and Chairman, Department of Medicine
- 1966 Dr. Joseph F. Volker, Vice President for Health Affairs
- 1967 Dr. Thomas E. Hunt, Professor of Anatomy
- 1968 Dr. Samuel B. Barker, Director of Graduate Studies
- 1969 Dr. Howard L. Holley, Professor of Medicine
- 1970 Dr. Sidney B. Finn, Professor of Dentistry
- 1971 Dr. Walter B. Frommeyer, Distinguished Professor, University of Alabama
- 1972 Dr. Charles A. McCallum, Dean, School of Dentistry
- 1973 Dr. J. Garber Galbraith, Professor of Surgery
- 1974 Dr. Elizabeth C. Crosby, Professor Emerita of Anatomy
- 1975 Dr. John W. Kirklin, Fay Fletcher Kerner Professor and Chairman, Department of Surgery
- 1976 Dr. S. Richardson Hill, Jr., Vice President for Health Affairs
- 1977 Dr. Thomas N. James, Mary Gertrude Waters Professor of Cardiology and Chairman,
Department of Medicine
- 1978 Dr. Marie L. O'Koren, Dean, School of Nursing
- 1979 Dr. J. Claude Bennett, Professor and Chairman, Department of Microbiology
- 1980 Dr. John R. Durant, Director, Comprehensive Cancer Center
- 1981 Dr. James A. Pittman, Jr., Dean, School of Medicine
- 1982 Dr. Max D. Cooper, Professor of Pediatrics
- 1983 Drs. Wayne and Sara Finley, Director and Co-Director, Laboratory of Medical Genetics
- 1984 Dr. Harriet P. Dustan, Director, Cardiovascular Research and Training Center
- 1985 Dr. Leonard H. Robinson, Dean, School of Dentistry
- 1986 Dr. C. E. Butterworth, Professor and Chairman, Department of Nutrition Sciences
- 1987 Dr. Dan W. Urry, Director, Laboratory of Molecular Biophysics
- 1988 Dr. Basil I. Hirschowitz, Professor of Medicine
- 1989 Dr. Harold M. Fullmer, Professor Emeritus of Pathology
- 1990 Dr. Juan M. Navia, Dean, School of Public Health
- 1991 Dr. Lionel M. Barger, Jr., Professor Emeritus of Pediatric Cardiology
- 1992 Dr. Jiri F. Mestecky, Professor of Microbiology
- 1993 Dr. Charles E. Bugg, Director, Center for Macromolecular Crystallography
- 1994 Dr. Arnold G. Diethelm, Fay Fletcher Kerner Professor and Chair, Department of Surgery
- 1995 Dr. Albert F. LoBuglio, Director, UAB Cancer Center
- 1996 Dr. Gail H. Cassell, Professor and Chair, Department of Microbiology
- 1997 Dr. Suzanne Oparil, Professor of Medicine
- 1998 Dr. Richard J. Whitley, Professor of Pediatrics, Microbiology, and Medicine
- 1999 Dr. Albert D. Pacifico, John W. Kirklin Professor of Cardiovascular Surgery
- 2000 Dr. Larry J. DeLucas, Director, UAB Center for Biophysical Sciences and Engineering

Academic or administrative appointment shown for each lecturer is the primary appointment held at the time of selection as Distinguished Faculty Lecturer.

**ELLEN GREGG INGALLS / NATIONAL ALUMNI SOCIETY
AWARD FOR EXCELLENCE IN CLASSROOM TEACHING AT UAB**

1969-70	Dr. Hubert H. Harper, Associate Professor of English and Classical Languages
1970-71	Ms. Charlotte Gafford, Instructor in English
1971-72	Dr. Hubert H. Harper, Associate Professor of English and Classical Languages
1972-73	Mr. James Dupuy, Instructor in Mathematics
1973-74	Dr. Robert L. Penny, Assistant Professor of English
1974-75	Dr. Glenda Elliott, Assistant Professor of Education
1975-76	Dr. John S. Coley, Professor of English
1976-77	Dr. Roberta A. Long, Associate Professor of Education
1977-78	Dr. Maryann M. Manning, Associate Professor of Education
1978-79	Dr. Gary L. Manning, Associate Professor of Education
1979-80	Dr. Carl E. McFarland, Assistant Professor of Psychology
1980-81	Mr. James H. Hawk, Lecturer in Physics
1981-82	Dr. Loudell Ellis-Robinson, Professor of Accounting
1982-83	Ms. Lillian Naumann, Instructor in Biology
1983-84	Dr. David A. Conner, Professor and Chair of Electrical Engineering
1984-85	Dr. Lee R. Summerlin, II, Professor of Chemistry
1985-86	Dr. James F. Mersmann, Associate Professor of English
1986-87	Mr. Ollie S. Powers, III, Assistant Professor of Accounting
1987-88	Dr. Ada W. Long, Associate Professor of English
1988-89	Dr. J. Barry Andrews, Professor of Materials Science and Engineering
1989-90	Dr. Michael R. Bowers, Assistant Professor of Marketing
1990-91	Dr. Stephen O. Glosecki, Associate Professor of English
1991-92	Dr. Thomas P. Edmonds, Professor of Accounting
1992-93	Dr. Fouad H. Fouad, Associate Professor of Civil Engineering
1993-94	Dr. Gregory E. Pence, Professor of Philosophy
1994-95	Ms. Virginia S. Volker, Instructor in Biology
1995-96	Ms. Judy Taylor, Assistant Professor in Nursing
1996-97	Dr. Colin J. Davis, Associate Professor of History
1997-98	Dr. Carl E. McFarland, Jr., Professor and Chair of Psychology
1998-99	Dr. Anne M. Cusic, Instructor in Biology
1999-00	Dr. Jerry T. Aldridge, Professor of Education

Date shown is the academic year covered by the award. Academic appointment shown for each award winner is the primary appointment held at the time of the award.

Source: UAB Public Relations and Marketing

**CAROLYN P. AND CHARLES W. IRELAND
PRIZE FOR SCHOLARLY DISTINCTION**

1991	Dr. Joan Lorden, Psychology
1992	Dr. James Rachels, Philosophy
1993	Dr. James McClintock, Biology
1994	Dr. James Tent, History
1995	Dr. Roger Lewis, Mathematics
1996	Dr. Henry Panion, Music
1997	Dr. Edward Taub, Psychology
1998	Dr. Harold Kincaid, Philosophy
1999	Dr. Dennis R. Covington, English
2000	Dr. Craig T. Ramey, Civitan International Research Center

Source: Office of the Dean of the Graduate School

**FULL-TIME UAB FACULTY* BY RANK, SEX,
AND TENURE STATUS FALL 1999**

School/Unit	MEN		WOMEN		TOTAL	
	Number	Tenured	Number	Tenured	Number	Tenured
ARTS AND HUMANITIES						
Professor	17	17	5	5	22	22
Associate	27	21	17	16	44	37
Assistant	13	1	10	0	23	1
Instructor	7	0	5	0	12	0
Other	1	0	1	1	2	1
TOTAL	65	39	38	22	103	61
BUSINESS						
Professor	23	22	3	3	26	25
Associate	14	14	2	2	16	16
Assistant	5	0	6	0	11	0
Instructor	0	0	1	0	1	0
Other	0	0	1	0	1	0
TOTAL	42	36	13	5	55	41
DENTISTRY						
Professor	17	17	3	3	20	20
Associate	13	9	4	1	17	10
Assistant	9	1	7	0	16	1
Instructor	4	0	4	0	8	0
Other	1	0	0	0	1	0
TOTAL	44	27	18	4	62	31
EDUCATION						
Professor	10	10	4	4	14	14
Associate	18	14	11	6	29	20
Assistant	7	0	16	0	23	0
Instructor	0	0	5	0	5	0
Other	0	0	0	0	0	0
TOTAL	35	24	36	10	71	34
ENGINEERING						
Professor	14	13	2	2	16	15
Associate	15	11	1	1	16	12
Assistant	13	0	2	0	15	0
Instructor	2	0	0	0	2	0
Other	0	0	0	0	0	0
TOTAL	44	24	5	3	49	27

*Figures include employees with full-time faculty appointments.

FULL-TIME UAB FACULTY* BY RANK, SEX, AND TENURE STATUS (CONTINUED)

<u>School/Unit</u>	<u>MEN</u>		<u>WOMEN</u>		<u>TOTAL</u>	
	<u>Number</u>	<u>Tenured</u>	<u>Number</u>	<u>Tenured</u>	<u>Number</u>	<u>Tenured</u>
HEALTH RELATED PROFESSIONS						
Professor	19	17	3	3	22	20
Associate	16	11	24	20	40	31
Assistant	9	0	18	1	27	1
Instructor	3	0	0	0	3	0
Other	1	0	2	0	3	0
TOTAL	48	28	47	24	95	52
JOINT HEALTH SCIENCES						
Professor	72	71	8	6	80	77
Associate	34	18	16	7	50	25
Assistant	51	0	20	0	71	0
Instructor	10	0	2	0	12	0
Other	0	0	0	0	0	0
TOTAL	167	89	46	13	213	102
MEDICINE						
Professor	194	178	24	22	218	200
Associate	126	62	39	22	165	84
Assistant	246	1	113	1	359	2
Instructor	74	0	41	0	115	0
Other	26	0	4	0	30	0
TOTAL	666	241	221	45	887	286
NATURAL SCIENCES AND MATHEMATICS						
Professor	36	36	2	2	38	38
Associate	26	24	2	2	28	26
Assistant	11	2	5	1	16	3
Instructor	4	0	4	1	8	1
Other	1	0	0	0	1	0
TOTAL	78	62	13	6	91	68
NURSING						
Professor	2	2	11	11	13	13
Associate	0	0	18	13	18	13
Assistant	0	0	23	15	23	15
Instructor	0	0	2	0	2	0
Other	0	0	0	0	0	0
TOTAL	2	2	54	39	56	41
OPTOMETRY						
Professor	15	15	0	0	15	15
Associate	14	11	3	1	17	12
Assistant	5	0	8	0	13	0
Instructor	0	0	0	0	0	0
Other	0	0	0	0	0	0
TOTAL	34	26	11	1	45	27

*Figures include employees with full-time faculty appointments.

FULL-TIME UAB FACULTY* BY RANK, SEX, AND TENURE STATUS (CONTINUED)

<u>School/Unit</u>	<u>MEN</u>		<u>WOMEN</u>		<u>TOTAL</u>	
	<u>Number</u>	<u>Tenured</u>	<u>Number</u>	<u>Tenured</u>	<u>Number</u>	<u>Tenured</u>
PUBLIC HEALTH						
Professor	19	19	5	5	24	24
Associate	12	11	10	7	22	18
Assistant	8	0	13	0	21	0
Instructor	0	0	0	0	0	0
Other	0	0	1	0	1	0
TOTAL	39	30	29	12	68	42
SOCIAL AND BEHAVIORAL SCIENCES						
Professor	24	23	3	3	27	26
Associate	21	21	10	10	31	31
Assistant	16	0	9	0	25	0
Instructor	1	0	3	0	4	0
Other	0	0	0	0	0	0
TOTAL	62	44	25	13	87	57
LISTER HILL LIBRARY OF THE HEALTH SCIENCES						
Professor	0	0	0	0	0	0
Associate	2	1	2	2	4	3
Assistant	2	0	5	1	7	1
Instructor	1	0	2	0	3	0
Other	0	0	0	0	0	0
TOTAL	5	1	9	3	14	4
MERVYN H. STERNE LIBRARY						
Professor	0	0	0	0	0	0
Associate	0	0	0	0	0	0
Assistant	0	0	0	0	0	0
Instructor	0	0	0	0	0	0
Other	7	0	9	1	16	1
TOTAL	7	0	9	1	16	1
UAB TOTAL						
Professor	462	440	73	69	535	509
Associate	338	228	159	110	497	338
Assistant	395	5	255	19	650	24
Instructor	106	0	69	1	175	1
Other	37	0	18	2	55	2
	1,338	673	574	201	1,912	874

*Figures include employees with full-time faculty appointments.

Source: UAB Human Resource System Departmental Faculty Statistical Report as of October 31, 1999

**HIGHEST DEGREES OF UAB FULL-TIME FACULTY* BY SCHOOL BY RANK
FALL 1999**

<u>School/Unit</u>	<u>Academic Doctorate</u>	<u>Professional Doctorate</u>	<u>Master's</u>	<u>Baccalaureate/ Other</u>	<u>Total</u>
ARTS AND HUMANITIES					
Professor	16	0	6	0	22
Associate	32	5	7	0	44
Assistant	18	3	2	0	23
Instructor	2	0	7	3	12
Other	1	0	1	0	2
TOTAL	69	8	23	3	103
BUSINESS					
Professor	23	2	1	0	26
Associate	11	2	3	0	16
Assistant	11	0	0	0	11
Instructor	0	1	0	0	1
Other	0	0	1	0	1
TOTAL	45	5	5	0	55
DENTISTRY					
Professor	3	16	1	0	20
Associate	0	16	1	0	17
Assistant	2	14	0	0	16
Instructor	0	8	0	0	8
Other	0	0	0	1	1
TOTAL	5	54	2	1	62
EDUCATION					
Professor	7	7	0	0	14
Associate	20	9	0	0	29
Assistant	18	5	0	0	23
Instructor	1	0	3	1	5
Other	0	0	0	0	0
TOTAL	46	21	3	1	71
ENGINEERING					
Professor	16	0	0	0	16
Associate	14	0	2	0	16
Assistant	15	0	0	0	15
Instructor	1	0	0	1	2
Other	0	0	0	0	0
TOTAL	46	0	2	1	49

*Figures include employees with full-time faculty appointments.

HIGHEST DEGREES OF UAB FULL-TIME FACULTY* (CONTINUED)

<u>School/Unit</u>	<u>Academic Doctorate</u>	<u>Professional Doctorate</u>	<u>Master's</u>	<u>Baccalaureate/ Other</u>	<u>Total</u>
HEALTH RELATED PROFESSIONS					
Professor	14	6	2	0	22
Associate	14	4	22	0	40
Assistant	16	2	7	2	27
Instructor	0	0	2	1	3
Other	0	2	0	1	3
TOTAL	44	14	33	4	95
JOINT HEALTH SCIENCES					
Professor	60	20	0	0	80
Associate	33	17	0	0	50
Assistant	47	19	2	3	71
Instructor	9	3	0	0	12
Other	0	0	0	0	0
TOTAL	149	59	2	3	213
MEDICINE					
Professor	41	176	1	0	218
Associate	32	132	1	0	165
Assistant	67	278	10	4	359
Instructor	9	93	6	7	115
Other	0	22	4	4	30
TOTAL	149	701	22	15	887
NATURAL SCIENCES AND MATHEMATICS					
Professor	38	0	0	0	38
Associate	27	1	0	0	28
Assistant	15	1	0	0	16
Instructor	5	0	3	0	8
Other	0	0	1	0	1
TOTAL	85	2	4	0	91
NURSING					
Professor	9	4	0	0	13
Associate	6	11	1	0	18
Assistant	12	6	5	0	23
Instructor	2	0	0	0	2
Other	0	0	0	0	0
TOTAL	29	21	6	0	56
OPTOMETRY					
Professor	7	8	0	0	15
Associate	8	9	0	0	17
Assistant	4	8	1	0	13
Instructor	0	0	0	0	0
Other	0	0	0	0	0
TOTAL	19	25	1	0	45

*Figures include employees with full-time faculty appointments.

HIGHEST DEGREES OF UAB FULL-TIME FACULTY* (CONTINUED)

<u>School/Unit</u>	<u>Academic Doctorate</u>	<u>Professional Doctorate</u>	<u>Master's</u>	<u>Baccalaureate/ Other</u>	<u>Total</u>
PUBLIC HEALTH					
Professor	16	7	1	0	24
Associate	15	6	1	0	22
Assistant	18	1	2	0	21
Instructor	0	0	0	0	0
Other	0	0	0	1	1
TOTAL	49	14	4	1	68
SOCIAL AND BEHAVIORAL SCIENCES					
Professor	27	0	0	0	27
Associate	31	0	0	0	31
Assistant	24	0	1	0	25
Instructor	2	0	2	0	4
Other	0	0	0	0	0
TOTAL	84	0	3	0	87
LISTER HILL LIBRARY OF THE HEALTH SCIENCES					
Professor	0	0	0	0	0
Associate	0	0	4	0	4
Assistant	1	0	6	0	7
Instructor	0	0	2	1	3
Other	0	0	0	0	0
TOTAL	1	0	12	1	14
MERVYN H. STERNE LIBRARY					
Professor	0	0	0	0	0
Associate	0	0	0	0	0
Assistant	0	0	0	0	0
Instructor	0	0	0	0	0
Other	1	1	14	0	16
TOTAL	1	1	14	0	16
UAB TOTAL					
Professor	277	246	12	0	535
Associate	243	212	42	0	497
Assistant	268	337	36	9	650
Instructor	31	105	25	14	175
Other	2	25	21	7	55
TOTAL	821	925	136	30	1,912

*Figures include employees with full-time faculty appointments.

Source: UAB Human Resource System Departmental Faculty Statistical Report as of October 31, 1999

UAB WORK FORCE FY 1999-00

Organizational Area	Full-time		Part-time		Total		Grand Total
	Men	Women	Men	Women	Men	Women	
Central Administration	792	742	186	505	978	1,247	2,225
Hospital	956	3,494	523	785	1,479	4,279	5,758
Provost/Academics	1,946	3,082	1,172	1,492	3,118	4,574	7,692
Unknown	0	0	0	0	0	0	0
TOTAL	3,694	7,318	1,881	2,782	5,575	10,100	15,675

Job Category	Full-time		Part-time		Total		Grand Total
	Men	Women	Men	Women	Men	Women	
Executive/Administrative	137	117	2	2	139	119	258
Faculty*	1,184	504	126	81	1,310	585	1,895
Professional Nonfaculty	1,022	3,037	1,042	1,170	2,064	4,207	6,271
Secretarial/Clerical	143	1,758	588	1,229	731	2,987	3,718
Technical/Paraprofessional	553	895	74	152	627	1,047	1,674
Service Maintenance	358	996	48	148	406	1,144	1,550
Skilled Crafts	297	11	1	0	298	11	309
TOTAL	3,694	7,318	1,881	2,782	5,575	10,100	15,675

Job Category	American					Total
	Indian	Asian	Black	Hispanic	White	
Executive/Administrative	0	3	21	1	233	258
Faculty*	4	176	80	46	1,589	1,895
Professional Nonfaculty	7	568	948	68	4,680	6,271
Secretarial/Clerical	2	75	1,949	20	1,672	3,718
Technical/Paraprofessional	3	39	675	15	942	1,674
Service Maintenance	1	3	1,357	2	187	1,550
Skilled Crafts	0	0	107	0	202	309
TOTAL	17	864	5,137	152	9,505	15,675

*Employees who also have faculty appointments are included in their primary occupational classification.

Source: Office of Human Resource Management Information Systems, data as of October, 1999

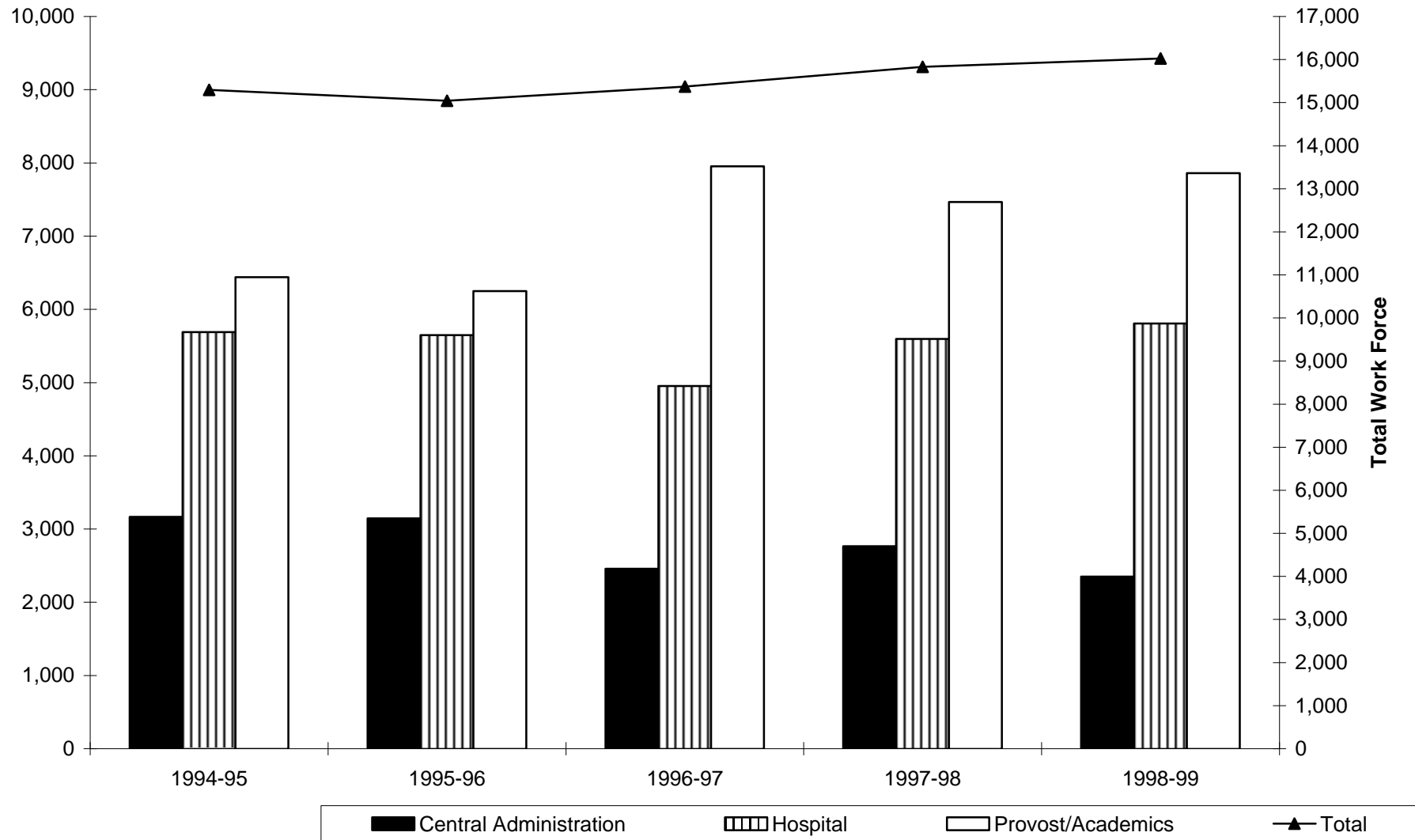
**UAB WORK FORCE BY AREA, STATUS, AND JOB CATEGORY
1993-94 THROUGH 1999-00**

	<u>1993-94</u>	<u>1994-95</u>	<u>1995-96</u>	<u>1996-97</u>	<u>1997-98</u>	<u>1998-99</u>	<u>1999-00</u>
By Area							
Central Administration	2,832	3,165	3,144	2,456	2,766	2,351	2,225
Hospital	6,021	5,689	5,647	4,955	5,595	5,806	5,758
Provost/Academics*	6,297	6,438	6,249	7,954	7,468	7,861	7,692
Unknown	-	2	4	5	4	4	-
Total	<u>15,150</u>	<u>15,294</u>	<u>15,044</u>	<u>15,370</u>	<u>15,833</u>	<u>16,022</u>	<u>15,675</u>
By Status							
Full-time	10,349	10,378	10,224	10,171	10,220	10,112	11,012
Part-time	4,801	4,916	4,820	5,199	5,613	5,910	4,663
Total	<u>15,150</u>	<u>15,294</u>	<u>15,044</u>	<u>15,370</u>	<u>15,833</u>	<u>16,022</u>	<u>15,675</u>
By Job Category							
Executive/Administrative	235	265	272	257	240	240	258
Faculty	1,833	1,863	1,849	1,773	1,745	1,810	1,895
Professional Nonfaculty	5,445	5,381	5,444	5,652	5,953	6,480	6,271
Secretarial/Clerical	3,720	3,833	3,621	4,109	4,299	3,878	3,718
Technical/Paraprofessional	1,762	1,880	1,795	1,683	1,735	1,764	1,674
Service Maintenance	1,825	1,743	1,728	1,583	1,554	1,544	1,550
Skilled Crafts	330	329	335	313	307	306	309
Total	<u>15,150</u>	<u>15,294</u>	<u>15,044</u>	<u>15,370</u>	<u>15,833</u>	<u>16,022</u>	<u>15,675</u>

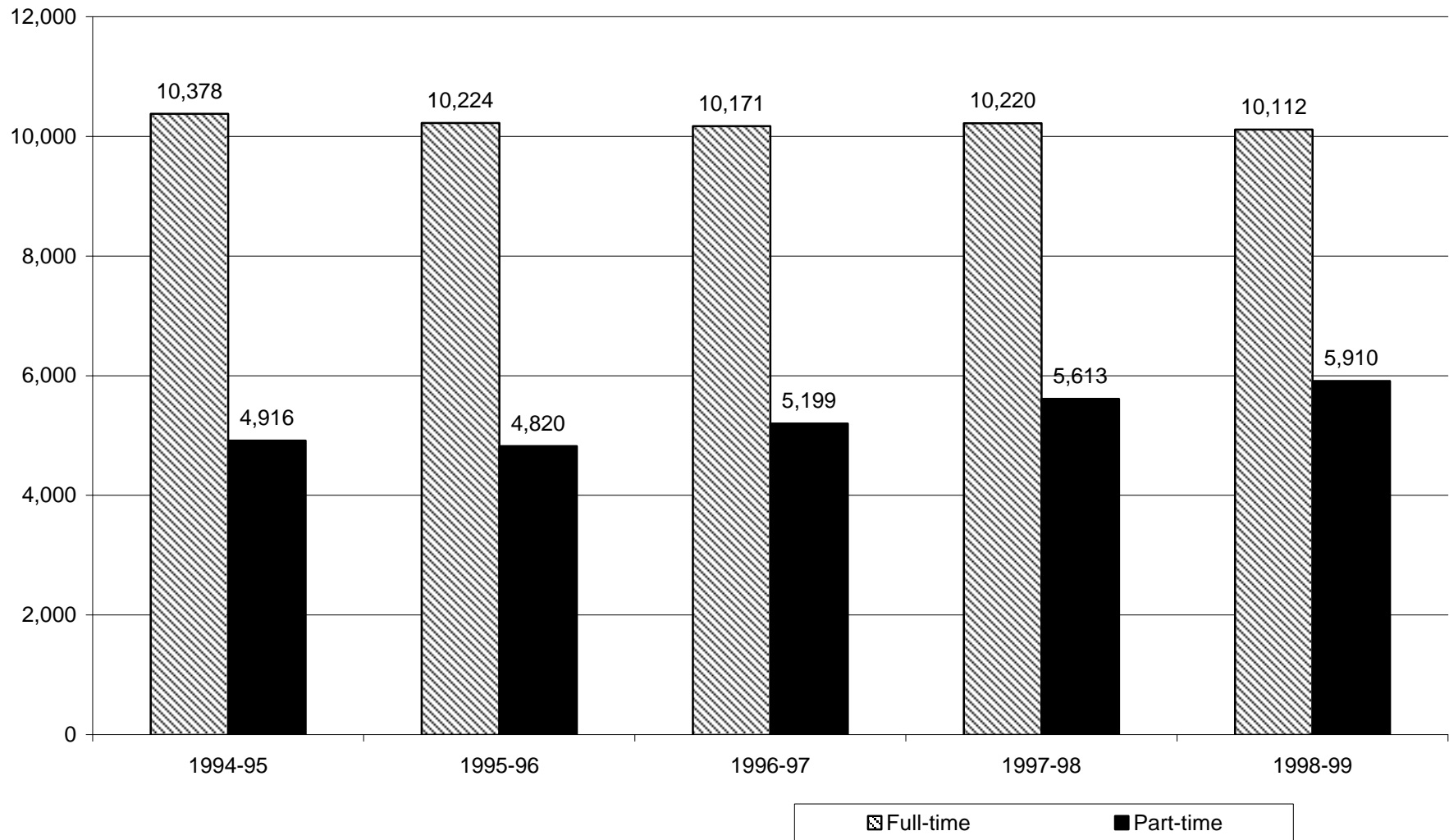
*Prior to 1996-97, this was shown as Academic Affairs and Health Affairs, separately.

Source: Office of Human Resource Management Information Systems, data as of October of each year

UAB WORK FORCE BY AREA 1993-94 to 1998-99



UAB WORK FORCE BY STATUS 1993-94 to 1998-99



FULL-TIME UAB WORK FORCE AND PAYROLL 1990 THROUGH 1999

FULL-TIME WORK FORCE

<u>Year</u>	<u>Full-time Nonfaculty</u>	<u>Full-time Faculty</u>	<u>Total Full-time Work Force</u>	<u>Change from Previous Year</u>
1990	8,262	1,564	9,826	2.7%
1991	8,255	1,618	9,873	0.5%
1992	8,545	1,683	10,228	3.6%
1993	8,654	1,695	10,349	1.2%
1994	8,659	1,719	10,378	0.3%
1995	8,499	1,725	10,224	-1.5%
1996	8,518	1,653	10,171	-0.5%
1997	8,595	1,625	10,220	0.5%
1998	8,469	1,643	10,112	-1.1%
1999	9,324	1,688	11,012	8.9%

Source: Office of HR Management Information Systems, Compliance Statistics as of Fall each year

PAYROLL


<u>Year</u>	<u>Payroll</u>	<u>Change from Previous Year</u>	
		<u>Amount</u>	<u>Percent</u>
1990	320,203,670	\$25,596,419	8.7%
1991	349,535,164	\$29,331,494	9.2% (H)
1992	380,510,960	\$30,975,796	8.9%
1993	400,483,323	\$19,972,363	5.2%
1994	411,398,135	\$10,914,812	2.7% (L)
1995	425,177,618	\$13,779,483	3.3%
1996	437,611,483	\$12,433,865	2.9%
1997	466,822,683	\$29,211,200	6.7%
1998	503,859,895	\$37,037,212	7.9%
1999	529,747,149	\$25,887,254	5.1%

(H) Ten-year High

(L) Ten-Year Low

Source: UAB Payroll Department Calendar Year Total (does not include UAB Walker College or fringe benefits)

Physical and Financial Resources



UAB BUILDING SUMMARY

<u>Building Name</u>	<u>Gross Square Feet</u>	<u>Construction Completed or Acquired*</u>
Administration Building	195,307	1993 *
Administration Building Parking Deck	130,755	1993 *
All Seasons Travel Building	9,150	1993 *
Alys Robinson Stephens Performing Arts Center	110,125	1996
Ambulatory Dialysis - Home Training Center	18,336	1969
Anna Praytor Properties	8,915	1990 *
Arlington Business Center	13,016	1990 (R)
Arts Annex	5,766	1997 *
Bartow Arena	166,740	1988
Bartow Arena Office Towers	18,988	1992
Bessemer Dialysis Center	5,046	1996 (R)
Bessemer Substance Abuse Center	1,800	1996 (R)
Best Western Inn - Medical Center	44,888	1987 * (L)
Bevill Biomedical Sciences Research Building	223,822	1993
Birmingham Regional Emergency Medical Services	4,168	1986 *
Bishop Building	21,072	1961
Blazer Hall (Student Residence)	40,887	1962
Boshell Diabetes Education and Research Building	128,545	1973
Burleson Building	9,642	1988 *
Business and Engineering Complex	138,933	1983
The Callahan Eye Foundation Hospital	20,949	1988 (R)
Camp Hall (Student Residence)	156,760	1980
Campbell Hall	107,476	1978
Campbell Hall 3rd and 4th Floor Expansion	101,898	1991
Campus Services Facility	6,940	1990 *
Cancer Research Center	38,075	1982
Center for Health Professionals	12,000	1986
Center for Labor Education and Research	4,776	1975 *
Center for Nuclear Imaging Research	14,481	1986
Center for Psychiatric Medicine	156,682	1992
Center for Psychiatric Medicine Parking	26,786	1992
Central Laundry Building	31,968	1986
Central Support Building	107,371	1987 *
Central Utility No. 1 and Addition	22,334	1971
Central Utility Plant No. 3	21,710	1991
Chauncey Sparks Center - CIRC	110,500	1969
Chemistry Building	66,540	1972
Chemistry Annex	7,404	1978
Chevron Building	48,170	1989 *
Child Care Center	6,213	1993
Childersburg Dialysis Center	7,500	1995
Children's Hospital of Alabama	1,377	1987 (R)
Children's Hospital Ambulatory Care Center	23,627	1994 (R)

UAB BUILDING SUMMARY (CONTINUED)

<u>Building Name</u>	<u>Gross Square Feet</u>	<u>Construction Completed or Acquired*</u>
Children's Hospital Tower	28,831	1992 (R)
Children's Hospital Office Building	3,088	1995 (R)
Civitan International Research Center	57,044	1992
Community Care Building	61,067	1991 *
Community Health Services - 19th	86,244	1981 *
Community Health Services - 20th	66,409	1979 *
Cook Springs Farm (5 Buildings)	17,142	1980 *
Cudworth Continuing Education Center	47,957	1963
Denman Hall (Student Residence)	68,840	1973
Dentistry Building	109,629	1951
Dentistry Building Addition	51,897	1975
Dentistry Building Storage Addition	2,293	1976
Dentistry Clinic	43,264	1951
Dixie Warehouse	4,000	1996 (R)
Dowdy Building	2,593	1971 *
East South Boulevard Building	16,545	1999 (R)
Education Building	111,352	1971
Education Building Parking	32,930	1971
Engel Day Treatment Center	4,895	1970
Engel Day Treatment Center Addition	15,828	1975
Ensley Dialysis Center	8,636	1996 (R)
Environmental Sciences Building	19,026	1998 (R)
Facilities Administration Building	24,591	1995 *
Facilities Administration Annex No. 1	3,166	1995 *
Facilities Administration Annex No. 2	1,790	1995 *
Flammable Storage Building	1,205	1980
Fleet Operations Center	1,302	1989 *
Garden Apartments (20 units)	50,534	1962
General Services Building	52,973	1979
General Services Building 3rd, 4th, and 5th Floor Expansion	77,073	1991
Health Sciences Bookstore	1,665	1993
Henry Peters Building (School of Optometry)	77,950	1975
Henry Peters Building Parking	27,302	1975
Hill University Center	138,810	1983
Hill University Center - Auto Tellers	625	1984
Hixson Hall (Student Residence)	99,960	1962
Hoehn Engineering Building	36,384	1987
Hoehn Engineering Building Addition	3,178	1997
Holcomb Building	1,080	1999 (R)
Holley-Mears Building	10,968	1978 *
Honors House	9,326	1903 *
Hospital Annex I	18,321	1983 *
Hospital Annex II	6,506	1986 *
Hulsey Center	52,395	1981

UAB BUILDING SUMMARY (CONTINUED)

<u>Building Name</u>	<u>Gross Square Feet</u>	<u>Construction Completed or Acquired*</u>
Humanities Building	65,443	1972
Huntsville - Ambulatory Care Center	47,748	1975
Huntsville - Clinical Sciences Center	37,318	1978
Jackson Building	3,950	1990 *
Jefferson Tower	301,878	1940
Jefferson Tower - North Wing	118,298	1966
Jefferson Tower - South Wing Addition	22,800	1970
Kracke Clinical Services Building	40,194	1928
Learning Resources Center	79,243	1970
Liberty National Building	95,812	1990 (R)
Lister Hill Library	49,125	1971
Lister Hill Library Addition	88,547	1996
Lister Hill Parking	13,224	1971
Lyons-Harrison Research Building	92,867	1960
Lyons-Harrison Research Building Addition	43,302	1966
Marshall Conference Center	3,234	1973 *
Mary Lewis Convalescent Home	28,900	1986 *
McCallum Basic Science Education and Research Facility	176,327	1985
Medical Education Building	49,893	1977
Medical Towers	54,020	1975 (R)
Morningside Drive	2,900	1995 *
Mortimer Jordan Hall	28,965	1960 *
Mortimer Jordan Hall Addition	33,515	1970
Motor Pool (Storage)	6,017	1972 *
MRI Diagnostic Center	13,064	1988
New Hillman Building	62,543	1928
Nursing Building	73,841	1971
Nursing Building Addition	9,994	1980
Nursing Building Addition II	7,264	1983
Nursing Building Parking	37,813	1971
Nursing Building West Addition	6,523	1992
OADI Technology Center (Genesis Center)	68,665	1997
Old Hillman Building	46,082	1902
Pittman Center	6,899	1980
Police Annex	1,480	1992 *
Police Headquarters Building	12,713	1992 *
Police Support Building	3,893	1971 *
Professional Arts Building	58,292	1989
Quarterback Tower	91,135	1976
Radiology Film Storage Building	12,600	1992 (R)
Rast Hall (Student Residence)	130,344	1990
Retail Shop #3	1,665	1993
Rime Sportsplex	35,208	1993 *
ROTC Building	4,794	1975 *
Ruffner Mountain Transmitter Station	150	1975

UAB BUILDING SUMMARY (CONTINUED)

<u>Building Name</u>	<u>Gross Square Feet</u>	<u>Construction Completed or Acquired*</u>
Russell Wing, University Hospital	91,342	1977
Rust Center	29,404	1969
Rust Center Parking	53,751	1969
Ryals Public Health Building (Floors 1 & 2)	36,739	1996
Ryals Public Health Building (Floors 3 & 4)	36,971	1998
Samuel Ullman Museum	5,425	1993 *
Scene Shop	6,058	1975 *
School of Health Related Professions - Annex I	1,973	1986 *
School of Health Related Professions - Annex II	1,710	1986 *
Smolian International House	9,472	1992
Smolian Psychiatric Clinic	22,315	1960
Sorority Square Building	9,018	1989 *
Spain Rehabilitation Center	60,551	1963
Spain Rehabilitation Center Addition	35,659	1969
Spain Rehabilitation Center Addition II	50,975	1991
Spain Rehabilitation Center - Pizitz Memorial Pool Addition	3,008	1987
Spain Tower (South 1/2 Spain/Wallace Building)	128,183	1979
Spain Tower Kidney Transplant Unit Expansion	18,243	1982
Spain Tower 8th and 9th Floor Expansion	37,622	1984
Sterne Library	79,157	1973
Sterne Library Addition	90,371	1987
Sylacauga Dialysis Center	2,680	1993 (R)
Tinsley Harrison Tower	131,656	1984
Town House	106,889	1985 *
Trauma Communications Center	1,696	1960 *
Trash Compactor Facility	2,262	1982
UAB South	3,910	1987 (R)
UAB Substance Abuse Center	32,714	1993 *
UAB Travel Center	1,753	1993
Ullman Building	30,615	1910
Ullman - Bell Addition	46,189	1955
Ullman - Boiler Building	5,348	1978
Ullman - West Addition	20,414	1950
University Boulevard Parking Deck	267,406	1987
University Court Apartments	52,840	1989 *
University Hall (Student Residence)	41,700	1962
University Inn	89,515	1986 * (L)
University Optometric Group	2,334	1986 *
University Park Business Center	11,305	1990 (R)
University Stores Warehouse/Annex	156,697	1985 *
Valet Parking Office	1,092	1987 (R)
Veterans' Affairs Medical Center	3,415	1990 (R)
Volker Hall	394,804	1971
Volker Hall Basement Addition	35,626	1996
Volker Hall Parking	13,144	1971

UAB BUILDING SUMMARY (CONTINUED)

<u>Building Name</u>	<u>Gross Square Feet</u>	<u>Construction Completed or Acquired*</u>
Volker Hall Plaza Addition	11,211	1991
Wallace Physical Education Facility	52,655	1974
Wallace Tower (North 1/2 Spain/Wallace Building)	114,854	1979
Wallace Tower 7th, 8th, and 9th Floor Expansion	46,404	1984
Wallace Tumor Institute	73,211	1976
Wallace Tumor Institute - NMR Addition	11,830	1985
Wallace Tumor Institute - 4th, 5th, and 6th Floor Expansion	70,324	1992
Waste Holding Facility	18,780	1987 *
WBHM	4,510	1971
WBHM Addition	2,640	1980
Webb Nutrition Sciences Building	71,443	1983
West Pavilion	387,877	1991
West Playing Fields Building	800	1996
White Building	3,338	1991 *
Woodward Estate	25,490	1971 *
Worrell Building	37,484	1986 *
Young Memorial Field Building	638	1984
Zeigler Research Center	115,116	1971
516 Building	3,500	1960
6th Avenue Parking Deck	411,148	1982
7-11 Building	5,387	1971 *
725 Building	14,139	1999 (R)
910 Building	2,728	1972
912 Building	8,443	1998 (R)
917 Building	3,520	1974 *
9th Avenue Parking Deck	215,747	1996
10th Avenue Parking Deck	146,308	1981 *
1006 19th Street South (Johnson House)	7,865	1985 *
1016 Building	2,518	1990 *
1043 9th Avenue South	3,204	1975 *
1055 Building	8,157	1974 *
1115 Building	3,040	1990 *
1430 Warehouse	25,688	1995 *
15th Street Classroom Building	16,145	1973
15th Street Office Building	26,161	1968 *
1521 Building	8,690	1990 *
18th Street Parking Deck	267,049	1975
19th Street Parking Deck	195,491	1970
19th Street Parking Deck Expansion	101,220	1991
2020 Building	9,854	1988 *
8215 Building	1,083	1999 (R)

(R) = rented

(L) = leased out

UAB BUILDING SUMMARY (CONTINUED)

Under Construction (FY 99-00)

Addition to 6th Avenue Parking Deck
Addition/Renovation of Professional Arts Building
Addition to Hospital Annex #1
Spain Rehabilitation Center 4th Floor Renovations
Hospital Renovation Projects
Kaul Human Genetics Building
School of Dentistry Renovations
General Services Building 3rd Floor Completion
Completion of Ryals Building (5th and 6th floors)

Buildings Under Design

Scrushy Building (School of Health Related Professions)
Hospital Renovation Projects
Replacement Buildings University Hospital
Addition/Renovation Volker Hall
15th Street Closing
Student Residence Hall
Renovation of Peters Building Ground Floor
Upgrade to UAB Communication Infrastructure

Additional Existing Buildings - University-related

Children's Hospital of Alabama
Cooper Green Hospital
The Callahan Eye Foundation Hospital
Medical Alumni Building
The Kirklin Clinic
Department of Veterans' Affairs Medical Center
Southern Research Institute

Source: Institutional Studies and Services - Space Planning and Analysis

UAB SPACE DISTRIBUTION (AS OF SEPTEMBER 30, 1998)

<u>Space Use</u>	<u>Total Net Assignable Square Feet</u>	<u>Central Administration</u>	<u>Joint Health Sciences/ First Professional*</u>
Classroom Facilities	166,520	0	34,508
Laboratory Facilities			
Instructional	279,915	0	116,757
Research ¹	610,852	0	505,071
Other	146,936	1,098	67,823
Office Facilities	1,847,509	241,550	842,498
Central Libraries (excludes offices)	210,398	0	70,444
Special Use Facilities	294,785	4,191	104,891
(Armory, Athletic/Physical Education, Audiovisual-Radio-TV, Nonhealth Professional Clinics, Demonstration, Field Buildings, Animal Quarters, Greenhouses, and Departmental Libraries)			
General Use Facilities	403,325	49,268	55,012
(Assembly, Exhibition, Food, Lounge, Merchandising, Recreation, Meeting Rooms, and Locker Rooms)			
Support Facilities	542,414	307,948	61,155
(Data Processing/Computer Shop, Storage, Vehicle Storage, Central Food Stores, and Central Laundry)			
Parking Facilities	1,622,559	0	0
(Highrise Parking and Enclosed Parking)			
Health Care Facilities	588,748	0	61,593
(Patient Bedrooms, Patient Baths, Nurse Stations, Surgery, Treatment, Service Laboratory, Supplies, Public Waiting, Health Care Service, Call Rooms, and Staff Support Space)			
Residential Facilities	596,460	23,322	8,340
(Apartments, Dormitories, and Hotel Rooms)			
Unclassified	51,688	19,828	4,884
(Space not assigned or to be renovated)			
TOTAL	7,362,109²	647,205	1,932,976

*Includes Schools of Dentistry, Medicine, and Optometry.

¹Includes departmental and sponsored research.

²Excludes shelled space.

Source: Institutional Studies and Services - Space Planning and Analysis

<u>General Academic</u>	<u>University Hospital</u>	<u>Auxiliary</u>	<u>Noninstitutional Agency</u>
132,012	0	0	0
163,158	0	0	0
105,781	0	0	0
49,116	6,635	14,125	8,139
383,340	282,222	46,479	51,420
139,316	638	0	0
59,053	54,536	68,749	3,365
96,618	106,376	66,018	30,033
74,753	66,812	26,792	4,954
0	0	1,622,559	0
0	513,042	0	14,113
0	0	429,087	135,711
18,381	2,508	0	6,087
1,221,528	1,032,769	2,273,809	253,822

**SELECTED UAB FINANCIAL HIGHLIGHTS
FY 1994-95 THROUGH FY 1998-99**

Item	1994-95	1995-96	1996-97	1997-98	1998-99
Tuition and Fees	\$45,025,457	\$49,074,274	\$50,917,141	\$55,127,866	\$59,112,788
State Appropriations ¹	185,718,017	182,199,358	181,917,550	183,192,869	192,913,419
Gifts, Grants & Contracts ²	188,023,603	198,713,580	224,620,469	245,976,228	252,694,573
Total Revenues	972,086,837	996,470,503	1,104,893,693	1,170,238,865	1,230,152,242
Total Assets	1,296,688,871	1,346,788,048	1,530,880,140	1,593,971,902	1,574,978,200
Instructional Expenditures	158,524,538	134,966,770	139,869,785	142,523,191	146,361,431
Hospital Expenditures	419,392,245	434,294,728	488,593,562	542,050,758	588,824,222
Auxiliary Expenditures	16,557,542	18,916,499	21,083,335	22,677,473	23,627,503

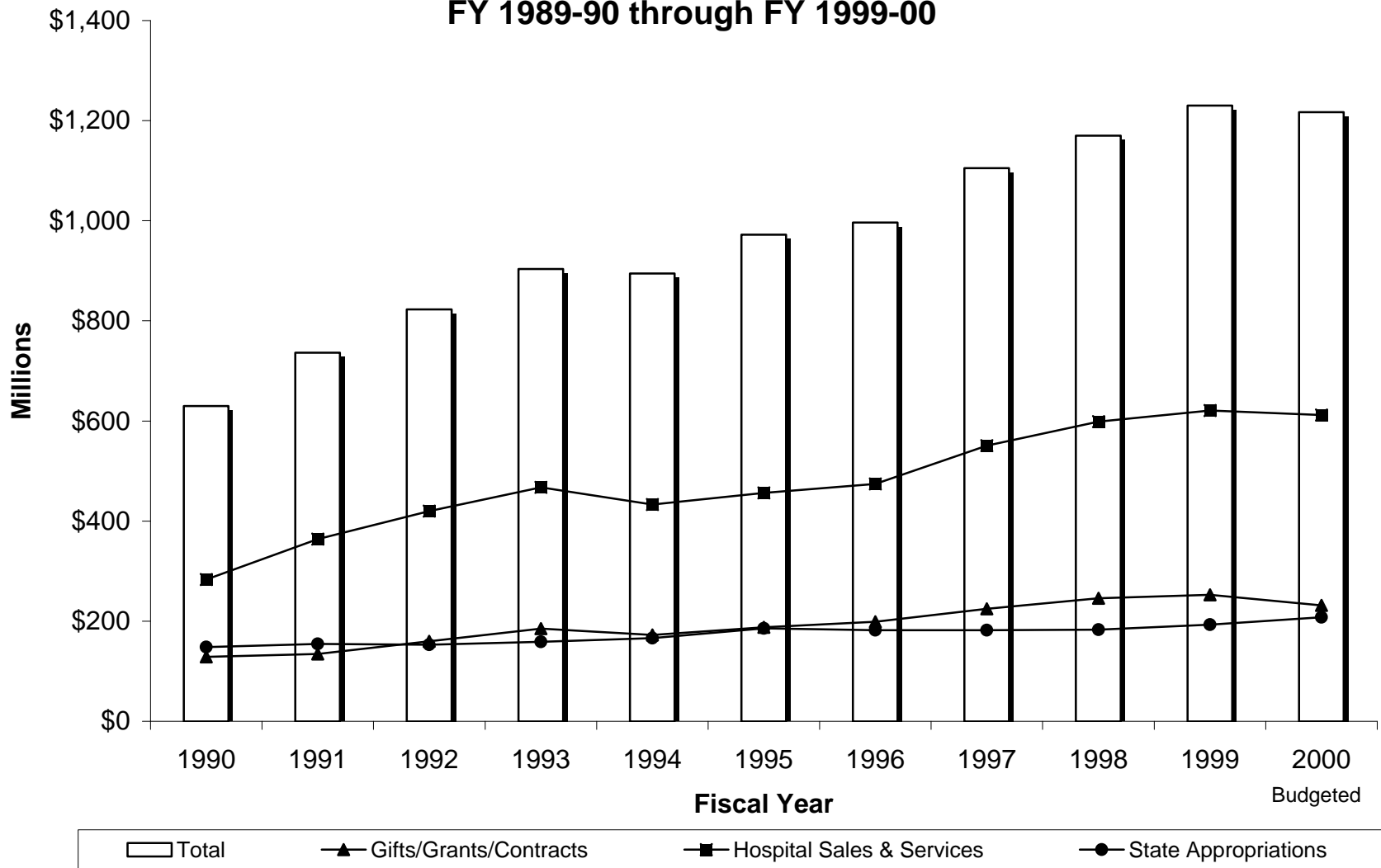
NOTE: Financial data are based on the published financial statement for that year and do not necessarily reflect subsequent changes in accounting practices.

¹Includes state appropriations for educational and general (E&G), hospital, and auxiliary enterprises.

²Includes indirect cost recovery.

Source: Published UAB Financial Statements, 1994-95 to 1997-98 Financial Statements excluding UAB Walker College, and the Office of Associate Vice President for Financial Affairs

**University of Alabama at Birmingham
Revenues from Selected Sources and Total
FY 1989-90 through FY 1999-00**



**STATE FUNDING FROM THE
EDUCATIONAL TRUST FUND AS ENACTED
FY 1967-68 TO FY 1999-2000**

<u>Fiscal Year</u>	<u>UAB Request</u>	<u>ACHE Recommendation</u>	<u>Governor's Recommendation</u>	<u>Original Appropriation</u> ¹
1999-00 ¹¹	\$220,240,493	\$212,400,799	\$203,248,005	\$207,478,983
1998-99 ¹¹	217,954,281	198,359,499	191,112,548	192,564,684
1997-98	197,376,459	195,086,299	182,987,673	183,984,625
1996-97 ¹⁰	216,099,194	191,571,618	159,292,757	182,755,980
1995-96 ⁸	196,784,010	179,743,681	145,338,599	152,892,659 ^{7,9}
1994-95	174,086,656	170,217,281	163,068,408	165,184,208 ⁷
1993-94	174,374,421	156,690,187	²	146,291,307 ⁷
1992-93 ⁶	173,166,984	144,241,231	²	136,230,017
1991-92 ⁵	157,091,034	137,635,377	²	140,081,381
1990-91	148,171,566	136,489,897	²	128,399,290
1989-90	136,927,929	126,808,097	²	115,759,036
1988-89 ⁴	127,513,440	113,630,997	²	117,179,843
1987-88	122,426,275	102,672,967	97,632,142	98,635,173
1986-87	139,973,045	114,677,669	96,662,640	97,162,640
1985-86	119,191,528	106,927,000	105,138,359	107,388,359
1984-85	101,242,132	93,758,000	86,625,930	87,275,930
1983-84	99,579,000	93,071,000	70,272,751	70,701,053
1982-83	108,721,564	87,329,341	69,952,098	69,676,355
1981-82	104,673,576	83,704,000	62,172,442	63,975,600
1980-81	97,723,505	84,563,800	67,950,000	68,350,000
1979-80	98,497,422	75,784,800	59,970,512	60,170,512
1978-79	79,541,318	62,707,368	61,159,512	59,970,512
1977-78	60,757,369	52,747,352	50,946,789	47,707,789
1976-77	59,314,197	41,144,509	34,093,400	37,057,200
1975-76	36,357,498	30,636,318	34,093,400	38,443,400
1974-75	28,249,988	25,702,448	23,839,507	25,101,220
1973-74	25,336,139	23,399,914	21,742,525	20,403,000
1972-73	27,432,974	³	13,035,704	14,673,988
1971-72	22,330,398	-	13,035,704	12,583,000
1970-71	26,371,000	-	10,327,647	8,958,000
1969-70	19,565,000	-	9,567,217	8,095,000
1968-69	9,863,016	-	5,514,236	7,192,342
1967-68	8,940,424	-	5,514,236	5,720,000

¹ Appropriations are shown as originally enacted. Budgets have been prorated as follows: 1978-79 - 2.9811%; 1979-80 - 6.1406%; 1980-81 - 3.568%; 1985-86 - 4.1233%; 1990-91 - 6.5%; and 1991-92 - 3%. In FY 1992-93, UAB received supplemental appropriations totalling \$3,351.070.

² The Governor's Recommendation contained one amount for the University of Alabama System.

³ The Alabama Commission on Higher Education made its first recommendation in the 1973-75 biennium.

⁴ Beginning in FY 1988-89, figures include funding for Special Mental Health. Prior to FY 1988-89, funding for Special Mental Health was allocated separately. Since ACHE does not make a recommendation for Special Mental Health funding, the prior year's appropriation is substituted as the recommendation.

⁵ Original Appropriation amount includes FICA. FICA was not included in UAB's request or ACHE's recommendation.

⁶ FICA is included in all figures from FY 1992-93 forward.

⁷ In FY 1993-94, UAB also received \$100,000 for minority business recruitment and \$300,000 for the Beville Center for Biotechnology. In FY 1994-95 and FY 1995-96, UAB received \$350,000 for the Beville Center.

⁸ Beginning in FY 1995-96, data include UAB Walker College where appropriate.

⁹ Original appropriation excludes teachers retirement of \$29,763,321 which also was appropriated to UAB.

¹⁰ Beginning in FY 1996-97, figures include funding for teachers retirement. Since ACHE did not make a recommendation for teachers retirement funding in FY 1996-97, the prior year's appropriation is substituted as the recommendation.

¹¹ In FY 1998-99 and FY 1999-00, UAB also received \$348,735 to fund a teacher in-service center in the School of Education.

Source: Alabama Commission on Higher Education Unified Budget Recommendations

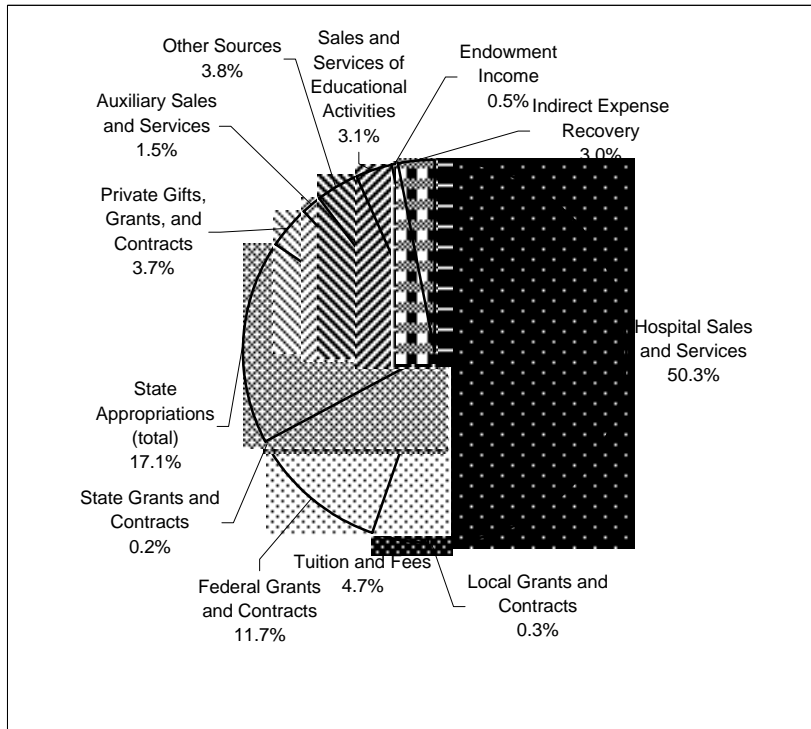
UAB FINANCIAL PROFILE
FY 1998-99 ACTUAL and FY 1999-2000 BUDGETED

<u>Revenues:</u>	Actual FY 1998-99	Budget Estimate FY 1999-2000
Tuition and Fees	\$59,112,788	\$57,303,000
State Appropriations (educational and general)	166,245,348	179,387,000
Federal Grants and Contracts	145,250,064	142,435,000
State Grants and Contracts	2,709,374	2,640,000
Local Grants and Contracts	4,121,938	4,067,000
Private Gifts, Grants, and Contracts	51,726,906	45,534,000
Indirect Expense Recovery	48,886,291	36,725,000
Endowment Income	4,755,016	5,703,000
Sales and Services of Educational Activities	37,133,534	37,536,000
Hospital - Sales and Services and Other	620,916,970	611,940,000
Hospital - State Appropriations	26,002,156	27,588,000
Auxiliary Enterprises - Sales and Services	17,027,858	18,323,000
Auxiliary Enterprises - State Appropriations	665,915	853,000
Investment Income	9,554,363	(included in other)
Other Sources	36,043,721	46,755,000
	<hr/>	<hr/>
TOTAL REVENUES	\$1,230,152,242	\$1,216,789,000
<u>Expenditures, Transfers, and Reserves:</u>		
Educational and General:		
Instruction	\$146,361,431	\$152,964,000
Research	171,831,840	167,180,000
Public Service	73,287,739	75,327,000
Academic Support	34,835,042	39,140,000
Student Services	11,321,870	11,285,000
Institutional Support	58,629,925	44,871,000
Operation and Maintenance of Plant	32,786,200	35,519,000
Scholarships and Fellowships	21,212,502	18,344,000
Subtotal - Educational and General Expenditures	\$550,266,549	\$544,630,000
Mandatory Transfers	8,460,967	6,030,000
Total - Educational and General and Mandatory Transfers	\$558,727,516	\$550,660,000
	<hr/>	<hr/>
Hospital Expenditures and Mandatory Transfers	\$588,824,222	\$625,848,000
Auxiliary Enterprises and Mandatory Transfers	23,627,503	25,974,000
Other Transfers and Reserves	58,973,001	14,307,000
	<hr/>	<hr/>
TOTAL EXPENDITURES, TRANSFERS, AND RESERVES	\$1,230,152,242	\$1,216,789,000

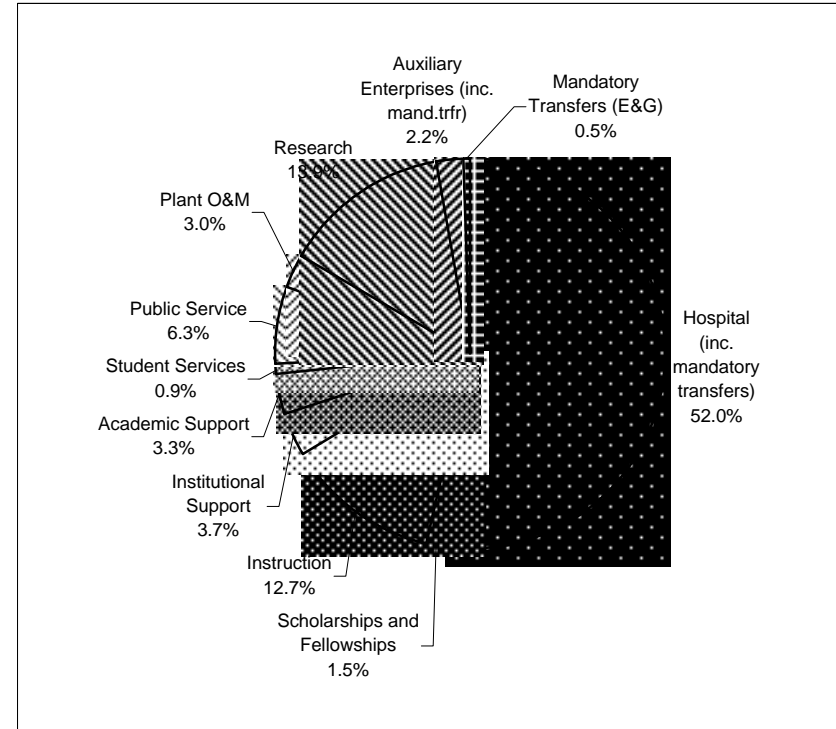
Source: UAB Original Operating Budget for FY 1999-2000 and FY 1998-99 Financial Statement.

UAB FINANCIAL OPERATIONS BUDGETED FY 1999-2000

REVENUES

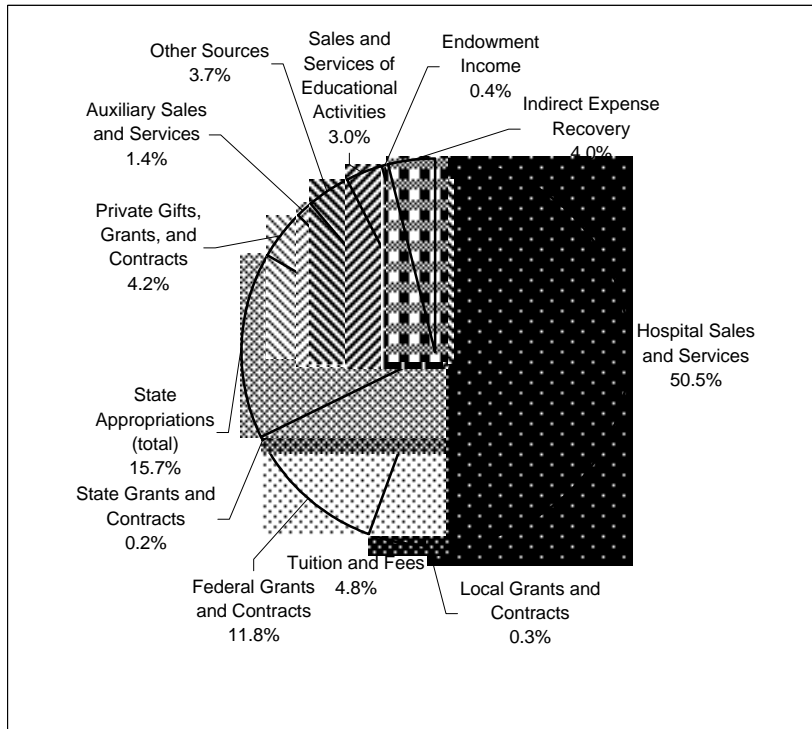


EXPENDITURES AND MANDATORY TRANSFERS

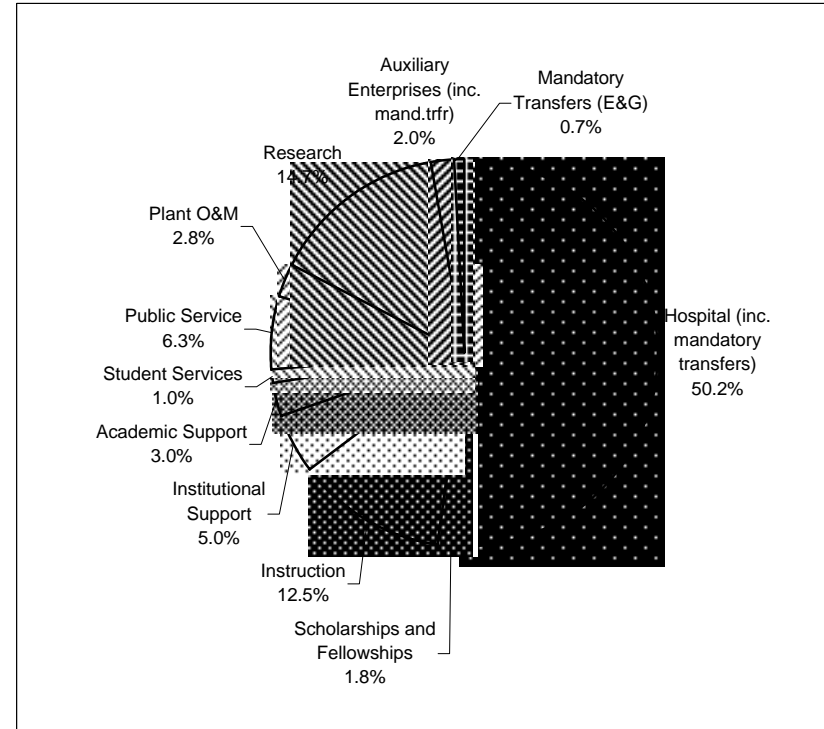


UAB FINANCIAL OPERATIONS ACTUAL FY 1998-99

REVENUES



EXPENDITURES AND MANDATORY TRANSFERS



UAB PRIMARY PROGRAM EXPENDITURES for FY 1993-94 through FY 1998-99

Fiscal Year	Instructional Expenditures		Research Expenditures		Public Service Expenditures		Total E&G Expenditures ¹	Composite Total Primary Prog. Expend.	
	\$ Amount	% of E&G	\$ Amount	% of E&G	\$ Amount	% of E&G		\$ Amount	% of E&G
1993-94	149,468,878	37.03%	109,459,286	27.12%	38,113,707	9.44%	403,623,513	297,041,871	73.59%
1994-95	158,524,538	36.06%	120,702,686	27.45%	47,106,668	10.71%	439,666,627	326,333,892	74.22%
1995-96	134,966,770	29.28%	130,587,097	28.33%	66,459,324	14.42%	460,931,744	332,013,191	72.03%
1996-97	139,869,785	28.99%	149,652,921	31.01%	72,856,803	15.10%	482,541,764	362,379,509	75.10%
1997-98	142,523,191	27.93%	167,956,272	32.91%	74,837,603	14.66%	510,315,866	385,317,066	75.51%
1998-99	146,361,431	26.60%	171,831,840	31.23%	73,287,739	13.32%	550,266,549	391,481,010	71.14%
TOTAL	\$871,714,593	30.61%	\$850,190,102	29.86%	\$372,661,844	13.09%	\$2,847,346,063	\$2,094,566,539	73.56%

UAB ADMINISTRATIVE EXPENDITURES for FY 1993-94 through FY 1998-99

Fiscal Year	Institutional Support Expenditures		Student Services Expenditures		Operations & Maintenance of Plant Expenditures		Total E&G Expenditures ¹	Composite Total Administrative Expenditures	
	\$ Amount	% of E&G	\$ Amount	% of E&G	\$ Amount	% of E&G		\$ Amount	% of E&G
1993-94	27,961,858	6.93%	9,958,433	2.47%	25,987,798	6.44%	403,623,513	\$63,908,089	15.83%
1994-95	30,202,072	6.87%	11,009,943	2.50%	27,957,973	6.36%	439,666,627	\$69,169,988	15.73%
1995-96	41,106,735	8.92%	8,643,479	1.88%	29,242,170	6.34%	460,931,744	\$78,992,384	17.14%
1996-97	32,566,455	6.75%	8,271,684	1.71%	26,610,777	5.51%	482,541,764	\$67,448,916	13.98%
1997-98	31,861,487	6.24%	10,204,856	2.00%	34,717,076	6.80%	510,315,866	\$76,783,419	15.05%
1998-99	58,629,925	10.65%	11,321,870	2.06%	32,786,200	5.96%	550,266,549	\$102,737,995	18.67%
TOTAL	\$222,328,532	7.81%	\$59,410,265	2.09%	\$177,301,994	6.23%	\$2,847,346,063	\$459,040,791	16.12%

NOTE: Financial data are based on the published financial statement for that year and do not necessarily reflect subsequent changes in accounting practices.

¹Total E&G Expenditures do not include mandatory transfers.

Source: Published UAB Financial Statements. UAB Walker College data removed from 1993-94 to 1997-98 Financial Statements for purposes of analysis.

**UAB ACTIVE GRANTS AND CONTRACTS
1987 - 1999**

<u>Year</u>	<u>Federal Research</u>	<u>Federal Training</u>	<u>Federal Other</u>	<u>Non- Federal</u>	<u>Total</u>
1987	\$56,939,115	\$7,363,200	\$3,148,490	\$14,614,414	\$82,065,219
1988	68,472,856	7,673,261	2,483,244	17,513,084	96,142,445
1989	76,013,460	5,959,269	2,189,288	21,409,859	105,571,876
1990	73,362,110	6,464,429	1,204,459	18,821,860	99,852,858
1991	79,367,375	7,719,628	2,350,708	22,340,919	111,778,630
1992	90,849,191	9,091,310	1,451,554	24,904,183	126,296,238
1993	104,922,402	10,731,930	1,677,795	33,079,580	150,411,707
		<u>Federal</u>	<u>Industrial</u>	<u>Other Non-Federal</u>	<u>Total</u>
1994 ¹		\$128,092,675	\$25,877,303	\$13,576,555	\$167,546,533
1995		139,044,944	34,372,024	19,879,986	193,296,954
1996		149,592,930	37,989,814	20,049,412	207,632,156
1997		179,982,530	44,535,185	23,019,763	247,537,478
1998		187,145,868	45,896,242	25,173,600	258,215,710
1999		213,798,343	46,249,907	26,902,532	286,950,782

¹Beginning in 1994, data were generated from the R/SIS grants and contracts computer system.

Source: Office of Grants and Contracts Administration, data as of July 15 for 1986-1993; data as of September 1 for 1994-1999.
All figures exclude UAB Walker College.

**SUMMARY OF ACTIVE UAB GRANTS AND CONTRACTS
AS OF SEPTEMBER 1, 1999**

	<u>Federal</u>	<u>Industrial</u>	<u>Other Non-Federal</u>	<u>Total</u>	<u>Percent of Total</u>
Arts and Humanities	0	0	42,500	42,500	0.01%
Business	1,588,967	0	108,978	1,697,945	0.59%
Dentistry	3,045,202	1,355,372	173,388	4,573,962	1.59%
Education	597,795	14,500	575,388	1,187,683	0.41%
Engineering	3,684,829	466,508	2,955,449	7,106,786	2.48%
Health Related Professions	4,934,078	53,930	289,197	5,277,205	1.84%
Joint Health Sciences	45,855,353	2,986,043	4,742,256	53,583,652	18.67%
Medicine	104,491,218	39,332,712	12,037,491	155,861,421	54.32%
Natural Sciences and Mathematics	3,995,313	292,012	263,200	4,550,525	1.59%
Nursing	717,931	0	337,700	1,055,631	0.37%
Optometry	19,179,596	958,298	934,311	21,072,205	7.34%
Public Health	15,032,592	344,232	683,388	16,060,212	5.60%
Social and Behavioral Sciences	5,048,355	360,000	1,872,993	7,281,348	2.54%
Graduate School	818,459	0	0	818,459	0.29%
Lister Hill Library	15,171	0	0	15,171	0.01%
UAB Options (formerly Special Studies)	200,000	0	452,000	652,000	0.23%
Provost's Office General	2,206,683	0	0	2,206,683	0.77%
Central Administration General	2,386,801	86,300	1,434,293	3,907,394	1.36%
UAB TOTAL	\$213,798,343	\$46,249,907	\$26,902,532	\$286,950,782	100.00%
Percent of Total	74.51%	16.12%	9.38%	100.0%	

NOTE: These data were generated from the R/SIS grants and contracts computer system.

Source: Office of Grants and Contracts Administration