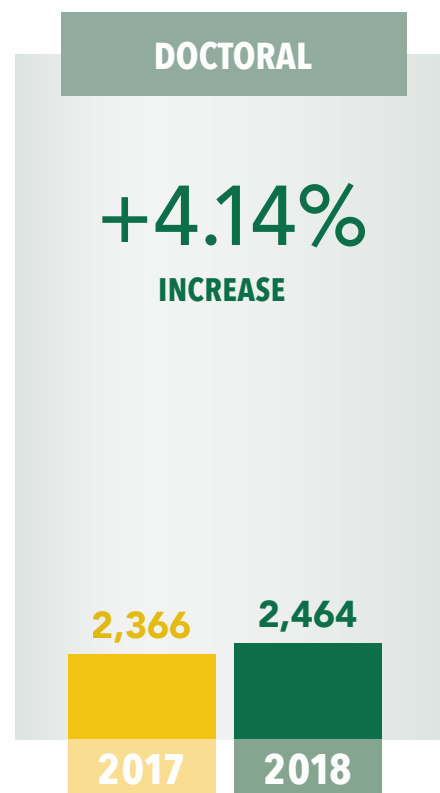
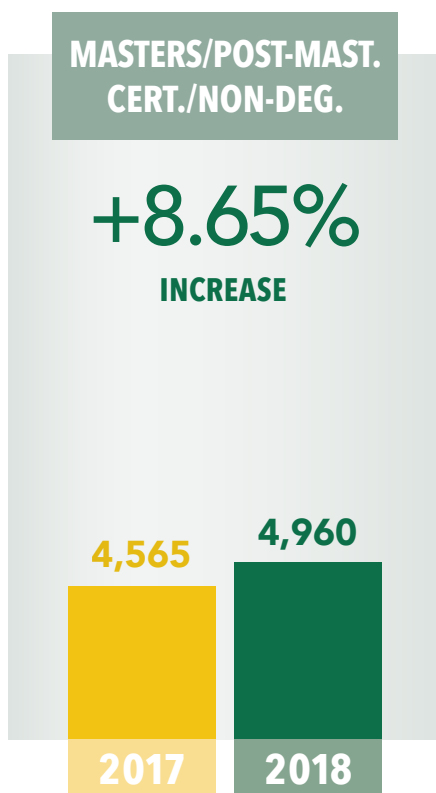
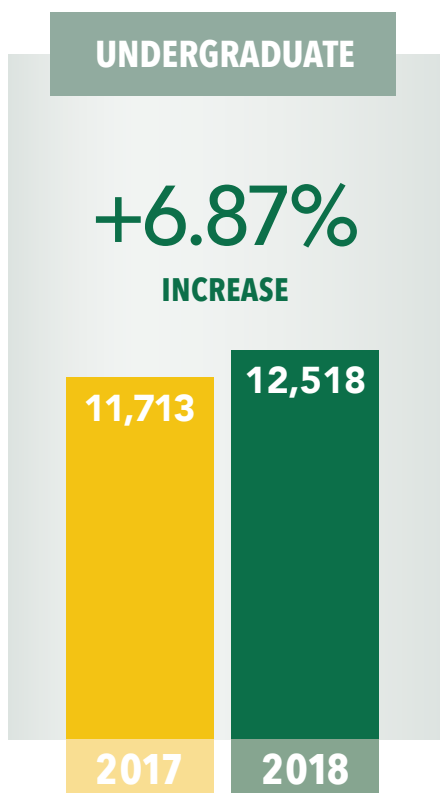
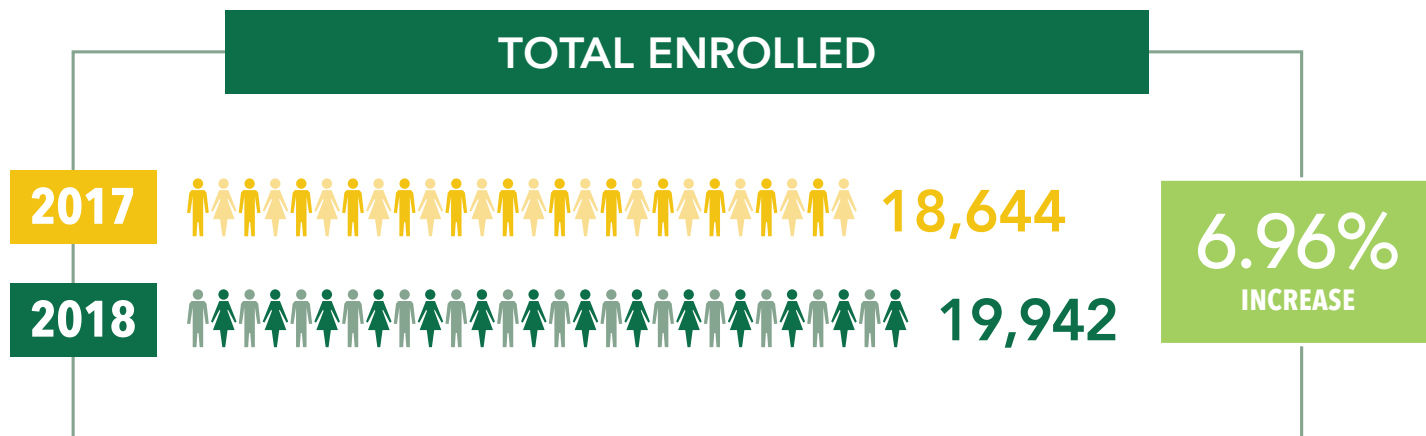


2018

SPRING SEMESTER

Headcount Enrollment Report



**UAB HEADCOUNT ENROLLMENT REPORT
SPRING SEMESTER 2018**

	UNDERGRADUATE	GRADUATE: OTHER	DOCTORAL: RESEARCH/ SCHOLARSHIP	DOCTORAL: PROFESSIONAL PRACTICE	DOCTORAL: OTHER	GRAND TOTAL	ADV. PROF.
Arts and Sciences	4,534	434	240	—	—	5,208	22
Business	2,557	664	—	—	—	3,221	0
Dentistry	20	—	—	276	—	296	95
Education	978	654	68	20	—	1,720	0
Engineering	893	449	111	—	—	1,453	5
Graduate School	—	162	1	—	—	163	0
Health Professions	925	838	75	154	37	2,029	14
Joint Health Sciences	—	2	281	—	—	283	97
Medicine	—	—	—	673	—	673	1,083
Nursing	1,035	1,344	34	205	—	2,618	2
Optometry	—	—	20	190	—	210	15
Provost/Undeclared	1,236	130	—	—	—	1,366	0
Public Health	340	283	64	15	—	702	5
TOTAL	12,518	4,960	894	1,533	37	19,942	1,338

GRADUATE TOTAL (EXCLUDING D.M.D., M.D., AND O.D.)	6,285
D.M.D., M.D, AND O.D. TOTAL	1,139

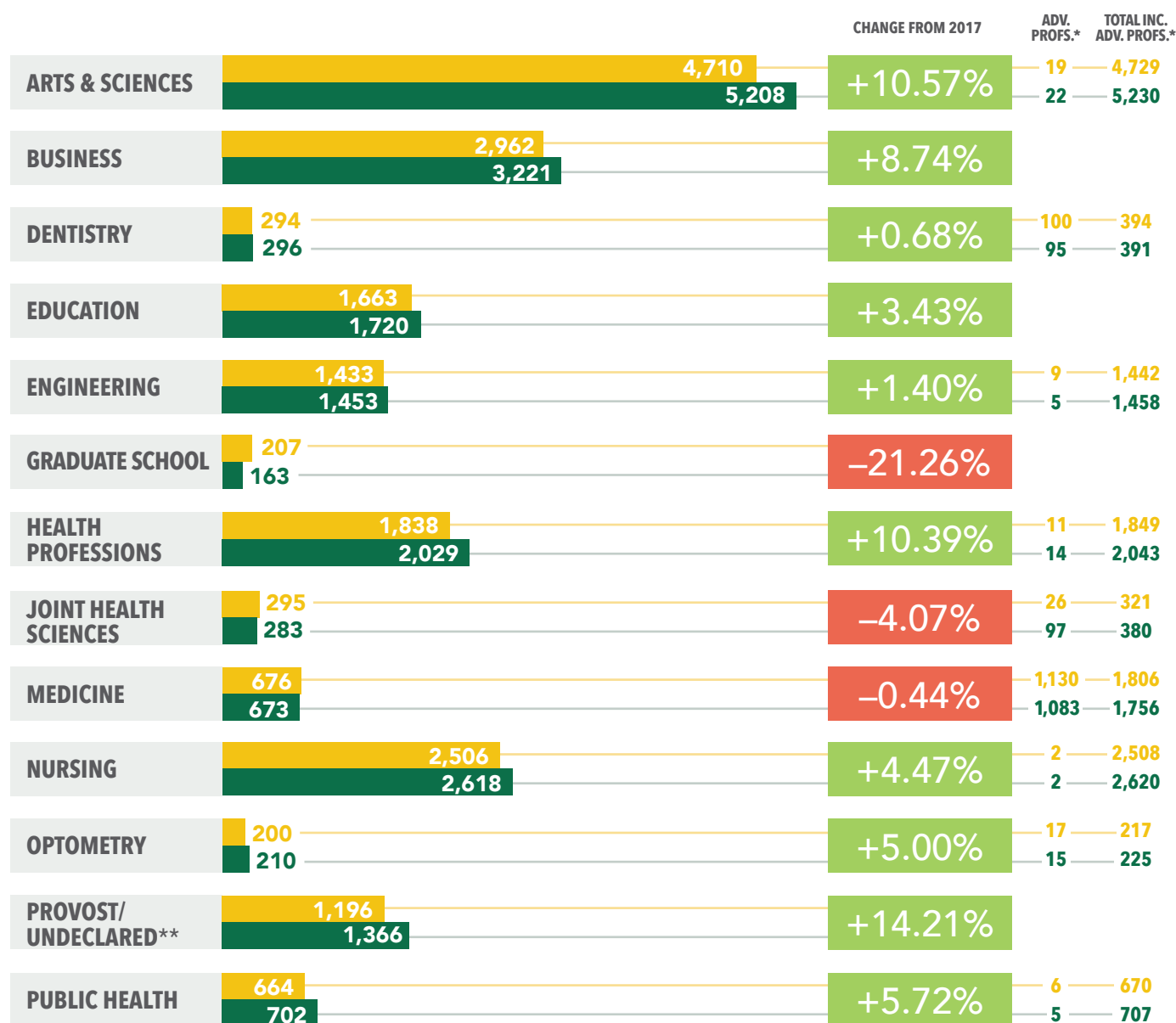
2018

SPRING SEMESTER

Headcount Enrollment Report



PREVIOUS YEAR COMPARISON BY SCHOOL ● 2017 ● 2018



TOTAL ENROLLED



SOURCE: UAB Institutional Effectiveness and Analysis

* Advanced Professionals are interns, residents, and postdoctoral fellows who are here at UAB to participate in specialized training beyond their academic or professional degrees. They are not included in the official totals for reporting.

** 2017 and 2018 Provost number includes undeclared majors previously reported under CAS, now listed under Provost.

**UAB HEADCOUNT ENROLLMENT
PREVIOUS YEAR COMPARISON BY SCHOOL
SPRING SEMESTER 2018**

	2018	2017	NUMBER OF STUDENTS/ CHANGE	PERCENT CHANGE
Arts and Sciences	5,208	4,710	498	10.57%
Business	3,221	2,962	259	8.74%
Dentistry	296	294	2	0.68%
Education	1,720	1,663	57	3.43%
Engineering	1,453	1,433	20	1.40%
Graduate School	163	207	-44	-21.26%
Health Professions	2,029	1,838	191	10.39%
Joint Health Sciences	283	295	-12	-4.07%
Medicine	673	676	-3	-0.44%
Nursing	2,618	2,506	112	4.47%
Optometry	210	200	10	5.00%
Provost/Undeclared	1,366	1,196	170	14.21%
Public Health	702	664	38	5.72%
TOTAL	19,942	18,644	1,298	6.96%

SOURCE: UAB Institutional Effectiveness and Analysis