



# IPEDS 2024-25 Data Collection System

IPEDS HELP DESK (877) 225-2568 | [ipedshelp@rti.org](mailto:ipedshelp@rti.org)

OMB NO. 1850-0582 v.33 : Approval Expires 8/31/2027

User ID: P1006631

## 12-month Enrollment 2024-25

Institution: University of Alabama at Birmingham (100663)

User ID: P1006631

### Overview

#### 12-month Enrollment Overview

The 12-month Enrollment survey component collects unduplicated student enrollment counts and instructional activity data for an entire 12-month period. Using the instructional activity data reported, a full-time equivalent (FTE) student enrollment at the undergraduate and graduate level is estimated (4-year institutions only). Institutions with Doctor's - professional practice students will also report the FTE enrollment of those students (4-year institutions only). NCES uses the FTE enrollment to produce indicators such as expenses by function per FTE as reported in the IPEDS Data Feedback Report.

#### Data Reporting Reminder:

- All institutions must use the July 1 - June 30 reporting period.
- Report data to accurately reflect the time period corresponding with the IPEDS survey component, even if such reporting is seemingly inconsistent with prior-year reporting.

#### Changes in reporting

The following changes were implemented for the 2024-25 data collection period:

- Added screening question to indicate whether the institution enrolled high school students in college courses for credit during the 12-month reporting period. Note: This screening question originally appeared on the Institutional Characteristics Header component when first added in the 2023–24 data collection. This item was added to the 12-month (E12) component in the 2024–25 data collection to better align the timing of this screening question to the reporting of the enrollment counts. This change was prompted by feedback from the IPEDS Help Desk and IPEDS data reporters that separating the screening question and enrollment count reporting on two different components led to confusion and timing misalignment.
- Revised the Gender Unknown or Another Gender than Provided Categories screen for clarity.
- Removed mention of "non-first-time" on survey screens and instructions when discussing "transfer-in" student enrollment status to clarify the distinction between these two terms. This change was prompted by feedback from the IPEDS data reporters and data users that IPEDS survey materials conflated the concepts of "transfer-in" and "non-first-time," which led to misunderstanding in interpretation. This change will clearly separate these two concepts in the IPEDS survey materials to improve clarity and understanding of these terms.
- Added a new FAQ to better clarify the relationship between "transfer-in" enrollment status on the Fall Enrollment (EF) and 12-month Enrollment (E12) components and the "non-first-time" cohort on the Outcome Measures (OM) component. This change was prompted by feedback from the IPEDS data reporters and data users that the IPEDS survey materials conflated the concepts of "transfer-in" and "non-first-time," which led to misunderstanding in interpretation. This change will clearly separate these two concepts in IPEDS survey materials to improve clarity and understanding of these terms.
- Revised definition for "Transfer-in student" Glossary term to improve clarity. This change was prompted by feedback from the IPEDS data reporters and data users that the current definition for "Transfer-in student" led to misunderstanding in interpretation. This change will clarify this term for greater understanding among the IPEDS audiences.
- Revised definition for "Non-first-time student (undergraduate)" Glossary term to improve clarity. This change was prompted by feedback from the IPEDS data reporters and data users that the current definition for "Non-first-time student (undergraduate)" led to misunderstanding in interpretation. This change will clarify this term for greater understanding among the IPEDS audiences.
- Revised definition for "Continuing/Returning student (undergraduate)" Glossary term to improve clarity. This change was prompted by feedback from the IPEDS data reporters and data users that the current definition for "Continuing/Returning student (undergraduate)" led to misunderstanding in interpretation. This change will clarify this term for greater understanding among the IPEDS audiences.

#### Resources:

- To download the survey materials for this component: [Survey Materials](#)
- To access your prior year data submission for this component: [Reported Data](#)

If you have questions about completing this survey, please contact the IPEDS Help Desk at 1-877-225-2568.


Institution: University of Alabama at Birmingham (100663)

User ID: P1006631

## 12-month Enrollment Screening Questions

### 1. Which instructional activity units will you use to report undergraduate instructional activity?

- Undergraduate instructional activity data in Part B may be reported in units of clock hours or credit hours.
  - Please note that any graduate level instructional activity must be reported in credit hours. (4-year institutions only)
- ☐ Clock hours
- ☒ Credit hours
- ☐ Both clock and credit hours (some undergraduate programs measured in clock hours and some measured in credit hours)

 You may use the box below to provide additional context for the data you have reported above. Context notes will be posted on the College Navigator website. Therefore, you should write all context notes using proper grammar (e.g., complete sentences with punctuation) and common language that can be easily understood by students and parents (e.g., spell out acronyms).

### 2. Did your institution enroll high school students in college courses for credit during the 12-month Enrollment (E12) reporting period of July 1, 2023 - June 30, 2024?

If you answer **Yes** to this question, you will be able to report the unduplicated count of high school students enrolled in college courses for credit on Part C of the 12-month Enrollment (E12) survey component.

- ☒ Yes.
- ☒ Within a dual enrollment program.
- ☒ Outside a dual enrollment program.
- ☐ No

#### Note:

**Within a dual enrollment program** is defined as within an organized system with special guidelines that allows high school students to take college-level courses. The guidelines might have to do with entrance or eligibility requirements, funding, limits on course taking, etc.

**Outside a dual enrollment program** is defined as high school students who simply enroll in credit courses through your institution, and are treated as regularly enrolled college students.

Institution: University of Alabama at Birmingham (100663)

User ID: P1006631

**Part A - Unduplicated Count for Full-time Undergraduate Students****12-month Unduplicated Count by Race/Ethnicity and Gender - Full-time Undergraduate Students**

July 1, 2023 – June 30, 2024

## Reporting Reminders:

- The 12-month unduplicated count must be equal or greater than the corresponding prior year fall enrollment.
- Report Hispanic/Latino individuals of any race as Hispanic/Latino
- Report race for non-Hispanic/Latino individuals only
- Even though Teacher Preparation certificate programs may require a bachelor's degree for admission, they are considered subbaccalaureate undergraduate programs, and students in these programs are undergraduate students.

**Men**

Students enrolled for <u>credit</u>	<u>Degree/certificate-seeking</u>				Non-degree/ non-certificate- seeking	Total, Full-time undergraduate students
	<u>First-time</u>	<u>Transfer- in</u>	<u>Continuing/ Returning</u>	Total degree/certificate- seeking		
<u>U.S. Nonresident</u>	15	12	98	125	39	164
<u>Hispanic/Latino</u>	58	29	209	296	0	296
<u>American Indian or Alaska Native</u>	1	1	6	8	0	8
<u>Asian</u>	98	10	279	387	0	387
<u>Black or African American</u>	193	116	569	878	5	883
<u>Native Hawaiian or Other Pacific Islander</u>	1	1	1	3	0	3
<u>White</u>	294	233	1,393	1,920	4	1,924
Two or more races	42	21	145	208	1	209
<u>Race and ethnicity unknown</u>	7	2	15	24	0	24
<b>Total men</b>	<b>709</b>	<b>425</b>	<b>2,715</b>	<b>3,849</b>	<b>49</b>	<b>3,898</b>
<b>Total men prior year</b>	<b>766</b>	<b>442</b>	<b>2,860</b>	<b>4,068</b>	<b>27</b>	<b>4,095</b>

**Women**

Students enrolled for <u>credit</u>	<u>Degree/certificate-seeking</u>				Non-degree/ non-certificate- seeking	Total, Full-time undergraduate students
	<u>First-time</u>	<u>Transfer- in</u>	<u>Continuing/ Returning</u>	Total degree/certificate- seeking		
<u>U.S. Nonresident</u>	29	7	93	129	24	153
<u>Hispanic/Latino</u>	107	58	377	542	0	542
<u>American Indian or Alaska Native</u>	3	1	6	10	0	10

<u>Asian</u>	174	15	466	655	0	655
<u>Black or African American</u>	473	180	1,259	1,912	5	1,917
<u>Native Hawaiian or Other Pacific Islander</u>	0	0	4	4	0	4
<u>White</u>	537	280	2,067	2,884	6	2,890
Two or more races	70	33	235	338	1	339
<u>Race and ethnicity unknown</u>	12	1	35	48	0	48
<b>Total women</b>	<b>1,405</b>	<b>575</b>	<b>4,542</b>	<b>6,522</b>	<b>36</b>	<b>6,558</b>
Total women prior year	1,470	627	4,667	6,764	19	6,783

<b>Grand total (2023-24)</b>	<b>2,114</b>	<b>1,000</b>	<b>7,257</b>	<b>10,371</b>	<b>85</b>	<b>10,456</b>
Prior year data:						
Grand total (men+women) prior year	2,236	1,069	7,527	10,832	46	10,878
Total Full-time undergraduate enrollment Fall 2023 <i>NOTE: Grand total (2023-24) calculated above is expected to be greater than total Full-time undergraduate enrollment Fall 2023.</i>	2,057	722	7,026	9,805	36	9,841

Institution: University of Alabama at Birmingham (100663)

User ID: P1006631

**Part A - Unduplicated Count for Part-time Undergraduate Students****12-month Unduplicated Count by Race/Ethnicity and Gender - Part-time Undergraduate Students**

July 1, 2023 – June 30, 2024

## Reporting Reminders:

- The 12-month unduplicated count must be equal or greater than the corresponding prior year fall enrollment.
- Report Hispanic/Latino individuals of any race as Hispanic/Latino
- Report race for non-Hispanic/Latino individuals only
- Even though Teacher Preparation certificate programs may require a bachelor's degree for admission, they are considered subbaccalaureate undergraduate programs, and students in these programs are undergraduate students.

**Men**

Students enrolled for <u>credit</u>	<u>Degree/certificate-seeking</u>				Non-degree/ non-certificate- seeking	Total, Part-time undergraduate students
	<u>First-time</u>	<u>Transfer- in</u>	<u>Continuing/ Returning</u>	Total degree/certificate- seeking		
<u>U.S. Nonresident</u>	0	2	13	15	27	42
<u>Hispanic/Latino</u>	2	9	66	77	7	84
<u>American Indian or Alaska Native</u>	0	0	4	4	0	4
<u>Asian</u>	1	5	44	50	14	64
<u>Black or African American</u>	7	32	240	279	44	323
<u>Native Hawaiian or Other Pacific Islander</u>	0	0	1	1	0	1
<u>White</u>	11	123	596	730	116	846
Two or more races	3	6	41	50	4	54
<u>Race and ethnicity unknown</u>	0	0	5	5	1	6
<b>Total men</b>	<b>24</b>	<b>177</b>	<b>1,010</b>	<b>1,211</b>	<b>213</b>	<b>1,424</b>
<b>Total men prior year</b>	<b>28</b>	<b>195</b>	<b>1,035</b>	<b>1,258</b>	<b>181</b>	<b>1,439</b>

**Women**

Students enrolled for <u>credit</u>	<u>Degree/certificate-seeking</u>				Non-degree/ non-certificate- seeking	Total, Part-time undergraduate students
	<u>First-time</u>	<u>Transfer- in</u>	<u>Continuing/ Returning</u>	Total degree/certificate- seeking		
<u>U.S. Nonresident</u>	0	1	18	19	4	23
<u>Hispanic/Latino</u>	3	19	88	110	21	131
<u>American Indian or Alaska Native</u>	0	0	2	2	1	3

<u>Asian</u>	1	8	41	50	18	68
<u>Black or African American</u>	12	112	501	625	126	751
<u>Native Hawaiian or Other Pacific Islander</u>	0	0	1	1	0	1
<u>White</u>	13	176	750	939	176	1,115
Two or more races	1	14	81	96	18	114
<u>Race and ethnicity unknown</u>	0	1	5	6	1	7
<b>Total women</b>	<b>30</b>	<b>331</b>	<b>1,487</b>	<b>1,848</b>	<b>365</b>	<b>2,213</b>
Total women prior year	31	343	1,648	2,022	374	2,396

<b>Grand total (2023-24)</b>	<b>54</b>	<b>508</b>	<b>2,497</b>	<b>3,059</b>	<b>578</b>	<b>3,637</b>
Prior year data:						
Grand total (men+women) prior year	59	538	2,683	3,280	555	3,835
Total Part-time undergraduate enrollment Fall 2023 <i>NOTE: Grand total (2023-24) calculated above is expected to be greater than total Part-time undergraduate enrollment Fall 2023.</i>	38	338	1,937	2,313	228	2,541

Institution: University of Alabama at Birmingham (100663)

User ID: P1006631

**Part A - Unduplicated Count for Undergraduate Students****12-month Unduplicated Count by Race/Ethnicity and Gender - Undergraduate Student Total**

July 1, 2023 – June 30, 2024

**Men**

Enrolled for credit	Total full-time undergraduate students	Total part-time undergraduate students	Grand total, all undergraduate students
<u>U.S. Nonresident</u>	164	42	<b>206</b>
<u>Hispanic/Latino</u>	296	84	<b>380</b>
<u>American Indian or Alaska Native</u>	8	4	<b>12</b>
<u>Asian</u>	387	64	<b>451</b>
<u>Black or African American</u>	883	323	<b>1,206</b>
<u>Native Hawaiian or Other Pacific Islander</u>	3	1	<b>4</b>
<u>White</u>	1,924	846	<b>2,770</b>
Two or more races	209	54	<b>263</b>
<u>Race and ethnicity unknown</u>	24	6	<b>30</b>
<b>Total men</b>	<b>3,898</b>	<b>1,424</b>	<b>5,322</b>

**Women**

Enrolled for credit	Total full-time undergraduate students	Total part-time undergraduate students	Grand total, all undergraduate students
<u>U.S. Nonresident</u>	153	23	<b>176</b>
<u>Hispanic/Latino</u>	542	131	<b>673</b>
<u>American Indian or Alaska Native</u>	10	3	<b>13</b>
<u>Asian</u>	655	68	<b>723</b>
<u>Black or African American</u>	1,917	751	<b>2,668</b>
<u>Native Hawaiian or Other Pacific Islander</u>	4	1	<b>5</b>
<u>White</u>	2,890	1,115	<b>4,005</b>
Two or more races	339	114	<b>453</b>
<u>Race and ethnicity unknown</u>	48	7	<b>55</b>
<b>Total women</b>	<b>6,558</b>	<b>2,213</b>	<b>8,771</b>



<b>Grand Total (men+women)</b>	<b>10,456</b>	<b>3,637</b>	<b>14,093</b>
--------------------------------	---------------	--------------	---------------

Institution: University of Alabama at Birmingham (100663)

User ID: P1006631

**Part A - Unduplicated Count for Graduate Students****12-month Unduplicated Count by Race/Ethnicity and Gender - Full-time and Part-time Graduate Students**

July 1, 2023 – June 30, 2024

## Reporting Reminders:

- The 12-month unduplicated count must be equal or greater than the corresponding prior year fall enrollment.
- Report Hispanic/Latino individuals of any race as Hispanic/Latino
- Report race for non-Hispanic/Latino individuals only
- Report **all** postbaccalaureate degree and certificate students as graduate students, **including any doctor's - professional practice students (formerly first-professional)**

**Men**

Students <u>enrolled for credit</u>	Graduate students		
	Total <u>full-time</u>	Total <u>part-time</u>	Total <u>graduate students</u>
<u>U.S. Nonresident</u>	897	210	1,107
<u>Hispanic/Latino</u>	86	63	149
<u>American Indian or Alaska Native</u>	2	2	4
<u>Asian</u>	151	82	233
<u>Black or African American</u>	162	228	390
<u>Native Hawaiian or Other Pacific Islander</u>	1	1	2
<u>White</u>	1,053	840	1,893
Two or more races	74	35	109
<u>Race and ethnicity unknown</u>	63	116	179
<b>Total men</b>	<b>2,489</b>	<b>1,577</b>	<b>4,066</b>
Total men prior year			3,829

**Women**

Students <u>enrolled for credit</u>	Graduate students		
	Total <u>full-time</u>	Total <u>part-time</u>	Total <u>Graduate students</u>
<u>U.S. Nonresident</u>	581	108	689
<u>Hispanic/Latino</u>	133	129	262
<u>American Indian or Alaska Native</u>	6	6	12
<u>Asian</u>	255	142	397
<u>Black or African American</u>	478	776	1,254

<u>Native Hawaiian or Other Pacific Islander</u>	1	0	1
<u>White</u>	1,711	1,817	3,528
Two or more races	93	92	185
<u>Race and ethnicity unknown</u>	155	251	406
<b>Total women</b>	<b>3,413</b>	<b>3,321</b>	<b>6,734</b>
Total women prior year			6,815
<b>Grand total (2023-24)</b>	<b>5,902</b>	<b>4,898</b>	<b>10,800</b>
Prior year data:			
Unduplicated headcount (2022-23)			10,644
<b>i</b> Total graduate enrollment Fall 2023 <i>NOTE: Grand total (2023-24) calculated above is expected to be greater than Total graduate enrollment Fall 2023.</i>	4,974	3,804	8,778

Institution: University of Alabama at Birmingham (100663)

User ID: P1006631

**Part A - Gender Unknown or Another Gender than Provided Categories****12-month Unduplicated Count by Gender Unknown or Another Gender than Provided Categories**

## Reporting Reminders:

- The purpose of this supplemental section is to determine whether institutions are able to report the number of students for whom gender is unknown and the number of students for whom gender does not align with the 'Men' and 'Women' categories. Note that these students must still be allocated into the 'Men' and 'Women' categories in all other sections of the survey component.
- Institutions should not ask students that do not select a binary gender to allocate themselves to a binary gender category; it is up to the institution to allocate unknown students and students that indicate another gender into the binary categories throughout the forms where required. One method commonly used by institutions is to allocate these students to the binary categories required in other parts of the form using the proportion of men to women reported.
- The 'gender unknown' category is to report students for whom the institution does not know a gender.

Is your institution able to report another gender for the July 1, 2023 - June 30, 2024 reporting period?

If you indicate 'No, my institution is not able to report another gender,' leave the cells in the rows for 'Another gender' blank (i.e., do not report 0). If you indicate 'No, some cells will have a value of less than 5 students,' your institution collects data on another gender, but some cells have a value of less than 5 students, do not report the data and leave the cells in the rows for 'Another gender' blank. If you indicate 'Yes', but no students identified as another gender, please enter '0'.

## Undergraduate students:


- ☒ No, my institution is not able to report another gender (do not report)
- ☐ No, some cells will have a value of less than 5 students (do not report)
- ☐ Yes

## Graduate students:

- ☒ No, my institution is not able to report another gender (do not report)
- ☐ No, some cells will have a value of less than 5 students (do not report)
- ☐ Yes

Of the total students reported, how many students did you allocate to a binary gender category (Men/Women) because their gender was unknown or another gender than the provided categories?

		Number of students			
		Undergraduate students		Graduate students	
		Current Year	Prior year	Current Year	Prior year
Grand total		14,093	14,713	10,800	10,644
	Gender unknown (i.e., gender information is not known or not collected).	<div><div></div>9</div>	1 <div><div></div></div>	<div><div><div></div></div><div>275</div></div>	31 <div><div></div></div>
	Another gender (i.e., gender information is known but does not fall into either of the mutually exclusive binary categories provided [Men/Women]).	<div><div></div></div>		<div><div></div></div>	
	Total of Gender unknown + Another gender	9	1	275	31
	Total of Students for whom gender is known and falls into one of the mutually exclusive binary categories provided [Men/Women]	14,084	14,712	10,525	10,613

 You may use the box below to provide additional context for the data you have reported above. Context notes will be posted on the College Navigator website. Therefore, you should write all context notes using proper grammar (e.g., complete sentences with punctuation) and common language that can be easily understood by students and parents (e.g., spell out

acronyms).

--

Institution: University of Alabama at Birmingham (100663)


User ID: P1006631

Part A – 12-month Enrollment by Distance Education Status

12-month Unduplicated Count - Distance Education Status

July 1, 2023 – June 30, 2024

	<u>Undergraduate</u> Students		<u>Graduate Students</u>
	<u>Degree/certificate-seeking</u>	Non-degree/non-certificate-seeking	
Students <i>enrolled exclusively</i> in <u>distance education courses</u>	2,664	326	4,429
Students <i>enrolled in at least one but not all</i> distance education courses	9,510	145	2,836
Students <i>not enrolled in any</i> distance education courses	1,256	192	3,535
<b>Total (Carried forward from part A)</b>	<b>13,430</b>	<b>663</b>	<b>10,800</b>

 You may use the box below to provide additional context for the data you have reported above. Context notes will be posted on the College Navigator website. Therefore, you should write all context notes using proper grammar (e.g., complete sentences with punctuation) and common language that can be easily understood by students and parents (e.g., spell out acronyms).

Institution: University of Alabama at Birmingham (100663)

User ID: P1006631

**Part B - Instructional Activity****12-month Instructional Activity**

July 1, 2023 - June 30, 2024

Instructional Activity Reporting Reminder:

- Instructional activity is used to calculate an IPEDS FTE based on the institution's reported calendar system.
- Graduate credit hour activity should not include any doctor's – professional practice activity, the total of those students' FTE is entered separately instead.

FTE Reporting Reminder:

- Institutions need not report their own calculations of undergraduate or graduate FTE unless IPEDS FTE calculations would be misleading for comparison purposes among all IPEDS reporting institutions.


**Instructional Activity**

	2023-24 total activity	Prior year data
Undergraduate level:		
<u>Credit hour activity</u>	339,465	355,565
Graduate level:		
<u>Credit hour activity</u> (Do not include doctor's-professional practice instructional activity here; the total FTE of those students should be entered separately below)	169,656	169,701

**Full-Time Equivalent (FTE) of Students**

	2023-24 total activity	Prior year data
<u>Doctor's - professional practice level:</u>		
<u>Doctor's - professional practice</u> FTE student estimate	1,535	1,444

Calendar system (as reported on the prior year IC survey component):		Semester	
If the IPEDS <u>calculated</u> FTE estimates below are not reasonable, <b>AND</b> you have reported the correct instructional activity hours above, enter your best FTE estimate in the "Institution reported FTE" column below and save the page. This option should be used <b>ONLY</b> if the calculated estimate is not reasonable for your institution and IPEDS comparisons.			
Please provide your best estimate of undergraduate and graduate FTE for the 12-month reporting period <b>only if the calculated FTE estimate below is not reasonable for IPEDS comparison purposes</b> . Please provide an explanation in the context box if the option is used due to Coronavirus Pandemic.			
	Calculated FTE 2023-24	Institution reported FTE 2023-24	Prior year FTE 2022-23
Undergraduate student FTE	11,316	<div>11,316</div>	11,852
Graduate student FTE (excluding doctor's - professional practice student FTE)	7,069	<div>7,069</div>	7,071
Doctor's - professional practice student FTE		1,535	1,444
Total FTE student enrollment		19,920	20,367

 Context notes will be posted on the College Navigator website. Therefore, you should write all context notes using proper grammar (e.g., complete sentences with punctuation) and common language that can be easily understood by students and parents (e.g., spell out acronyms).

--



Institution: University of Alabama at Birmingham (100663)

User ID: P1006631

**Part C – Unduplicated Count of Dual Enrolled Students****12-month Unduplicated Count of Dual Enrolled Students**

July 1, 2023 – June 30, 2024

## Reporting Reminders:

- The number of high school students enrolled in college courses for credit was reported in Part A as part of the non-degree/non-certificate-seeking unduplicated enrollment.
  - The number of high school students enrolled in college courses for credit reported in Part C will have some duplication with the non-degree/non-certificate-seeking enrollment students reported in Part A.
  - The number of high school students enrolled in college courses for credit reported in Part C should be less than the number of non-degree/non-certificate-seeking students reported in Part A unless all these students at your institution are high school students enrolled in college courses for credit.
- Report Hispanic/Latino individuals of any race as Hispanic/Latino
- Report race for non-Hispanic/Latino individuals only

In Part A, your institution reported the following number of students in the non-degree/non-certificate-seeking unduplicated headcount.

663

	High school students enrolled in college courses for credit		
	Men	Women	Total
<u>U.S. Nonresident</u>	0	0	0
<u>Hispanic/Latino</u>	1	7	8
<u>American Indian or Alaska Native</u>	0	0	0
<u>Asian</u>	3	5	8
<u>Black or African American</u>	13	40	53
<u>Native Hawaiian or Other Pacific Islander</u>	0	0	0
<u>White</u>	16	26	42
Two or more races	1	4	5
<u>Race and ethnicity unknown</u>	0	0	0
<b>Total</b>	<b>34</b>	<b>82</b>	<b>116</b>
Total prior year	33	81	114

Institution: University of Alabama at Birmingham (100663)

User ID: P1006631

**Prepared by****Prepared by**

## Reporting Reminders:

- The name of the preparer is being collected so that we can follow up with the appropriate person in the event that there are questions concerning the data.
- The Keyholder will be copied on all email correspondence to other preparers.
- The time it took to prepare this component is being collected so that we can continue to improve our estimate of the reporting burden associated with IPEDS.
- Please include in your estimate the time it took for you to review instructions, query and search data sources, complete and review the component, and submit the data through the Data Collection System.
- Thank you for your assistance.

This survey component was prepared by:			
<input checked="" type="radio"/>	Keyholder	<input type="radio"/>	SFA Contact
<input type="radio"/>	Finance Contact	<input type="radio"/>	Academic Library Contact
		<input type="radio"/>	HR Contact
		<input type="radio"/>	Other
Name:	<input type="text" value="Sean Kerins"/>		
Email:	<input type="text" value="skerins@uab.edu"/>		

How many staff from your institution only were involved in the data collection and reporting process of this survey component?	
<input type="text" value="2.00"/>	Number of Staff (including yourself)

How many hours did you and others from your institution only spend on each of the steps below when responding to this survey component? <i>Exclude the hours spent collecting data for state and other reporting purposes.</i>				
Staff member	Collecting Data Needed	Revising Data to Match IPEDS Requirements	Entering Data	Revising and Locking Data
Your office	<input type="text" value="10.00"/> hours	<input type="text" value="1.00"/> hours	<input type="text" value="1.00"/> hours	<input type="text" value="1.00"/> hours
Other offices	<input type="text"/> hours	<input type="text"/> hours	<input type="text"/> hours	<input type="text"/> hours

Institution: University of Alabama at Birmingham (100663)

User ID: P1006631

## Summary

### 12-Month Enrollment Component Summary

The purpose of this summary is to provide you an opportunity to view some of the data that, when accepted through the IPEDS quality control process, will appear on the [College Navigator](#) website and/or your institution's Data Feedback Report (DFR). In addition, all data reported in IPEDS survey components become publicly available through the [IPEDS Use the Data](#) and appear as aggregated statistics in various Department of Education reports. [College Navigator](#) is updated approximately three months after the data collection period closes and DFRs will be available through the [IPEDS Use the Data](#) and sent to your institution's CEO at the end of 2025.

Please review your data for accuracy. If you have questions about the data displayed below or after reviewing the data reported on the survey screens, please contact the IPEDS Help Desk at: 1-877-225-2568 or [ipedshelp@rti.org](mailto:ipedshelp@rti.org).

12-Month Unduplicated Headcount and Full-Time Equivalent Students		
Total 12-month unduplicated headcount enrollment		24,893
	Undergraduate student unduplicated headcount enrollment	14,093
	Graduate student unduplicated headcount enrollment	10,800
Total 12-month full-time equivalent (FTE) student enrollment		19,920
	Undergraduate student FTE enrollment	11,316
	Graduate student FTE enrollment	7,069
	Doctor's-professional practice FTE enrollment	1,535

Total 12-month Undergraduate Student Characteristics		
Percent of undergraduate students who are female		62 %
Percent of undergraduate students who are full-time		74 %
Percent of undergraduate students who are enrolled exclusively in distance education courses		21 %
Percent of undergraduate students by U.S. resident status and race/ethnicity: Note: Race/ethnicity is not collected for U.S. Nonresidents.		
U.S. Resident		97 %
	American Indian or Alaska Native	0 %
	Asian	8 %
	Black or African American	27 %
	Hispanic/Latino	7 %
	Native Hawaiian or Pacific Islander	0 %
	White	48 %

	Two or More Races	5 %
	Race and ethnicity unknown	1 %
U .S. Nonresident		3 %

Total 12-month Graduate Student Characteristics		
Percent of graduate students who are female		62 %
Percent of graduate students who are full-time		55 %
Percent of graduate students who are enrolled exclusively in distance education courses		41 %
Percent of graduate students by U.S. resident status and race/ethnicity: Note: Race/ethnicity is not collected for U.S. Nonresidents.		
U.S. Resident		83 %
	American Indian or Alaska Native	0 %
	Asian	6 %
	Black or African American	15 %
	Hispanic/Latino	4 %
	Native Hawaiian or Pacific Islander	0 %
	White	50 %
	Two or More Races	3 %
	Race and ethnicity unknown	5 %
U .S. Nonresident		17 %

Institution: University of Alabama at Birmingham (100663 )

User ID: P1006631

[Edit Report](#)

## 12-month Enrollment

Source	Description	Severity	Resolved	Options
Global Edits				
Perform Edits	Your institution reported a greater than or equal to number of students who were of Unknown or Another gender in the Completions component (Undergraduate students: 16), when compared to the 12-Month Enrollment component(9). It is uncommon for more or equal students to complete than were enrolled at your institution. Please correct your data or provide an explanation for the discrepancy. (Error #9911)	Explanation	Yes	
Reason	The awards of the students who were of Unknown or Another gender in the Completions component (Undergraduate students: 16) were conferred in the 12-month period following that of the 12-Month Enrollment component (9) timeframe and therefore not the students reported in 12-Month Enrollment (E12) for this collection period.			
Screen: Gender Unknown or Another Gender				
Screen Entry	The number of Gender unknown (275) of graduate students is outside the expected range when compared with the data reported by your institution in the prior year. Please correct your data or contact the IPEDS Help Desk for assistance. (Error #9237)	Explanation	Yes	
Reason	The number of Gender unknown (275) of graduate students has increased when compared to the prior year (31).			