

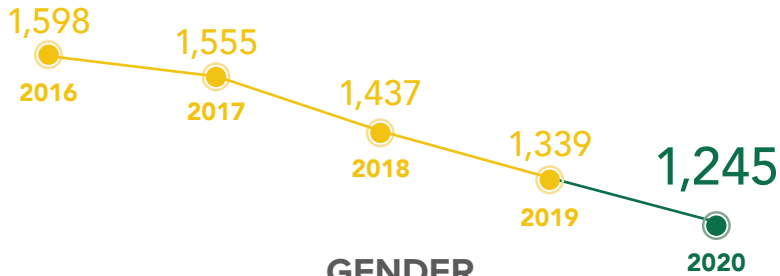
# 2020

## FALL SEMESTER

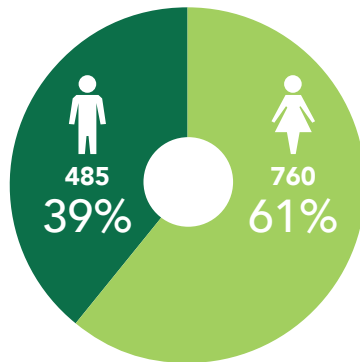
# Undergraduate Transfer Students

FULL-TIME AND PART-TIME STUDENTS

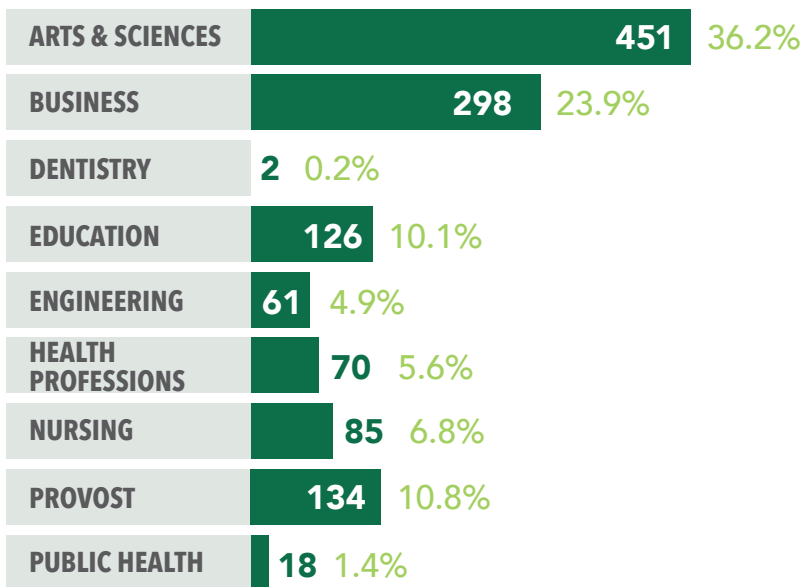
### TOTAL ENROLLED<sup>1</sup>



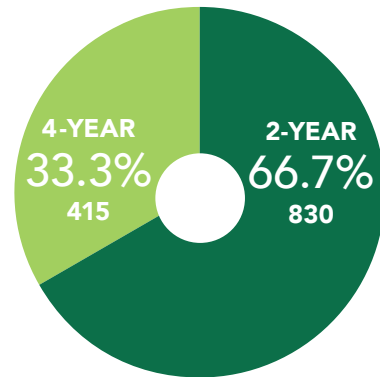
### GENDER



### INITIAL SCHOOL



### TRANSFER INSTITUTION TYPE



### TOP FEEDER SCHOOLS

Jefferson State Community College	294	23.6%
Lawson State Community College	90	7.2%
Wallace State CC - Hanceville	76	6.1%
Bevill State Community College	58	4.7%
Gadsden State Community College	35	2.8%
Shelton State Community College	34	2.7%
University of Alabama	33	2.7%
Southern Union State CC	30	2.4%
Troy University	29	2.3%
Snead State Community College	27	2.2%

NOTE: Includes transfer students who started summer semester and remained enrolled in fall.

<sup>1</sup> UAB has historically included first-time post-baccalaureate students within first-time transfer cohort populations. Starting from Fall 2020, post-baccalaureate students are excluded from the first-time transfer cohorts.

**UAB  
ENTERING UNDERGRADUATE TRANSFER DEMOGRAPHICS  
FALL 2020**

	Full-Time		Part-Time		Total	
	Number	% of Total	Number	% of Total	Number	% of Total
<b>Total Transfers</b>	830	66.7%	415	33.3%	1,245	100.0%
<b>Gender</b>						
Female	481	38.6%	279	22.4%	760	61.0%
Male	349	28.0%	136	10.9%	485	39.0%
<b>Race/Ethnicity</b>						
Nonresident Alien	10	0.8%	6	0.5%	16	1.3%
Hispanic/Latino	60	4.8%	30	2.4%	90	7.2%
American Indian or Alaska Native	3	0.2%	1	0.1%	4	0.3%
Asian	16	1.3%	4	0.3%	20	1.6%
Black or African American	208	16.7%	123	9.9%	331	26.6%
Native Hawaiian or Other Pacific Islander	0	0.0%	0	0.0%	0	0.0%
White	489	39.3%	232	18.6%	721	57.9%
Two or More Races	39	3.1%	17	1.4%	56	4.5%
Unknown	5	0.4%	2	0.2%	7	0.6%
<b>Race/Gender</b>						
Black or African American Female	129	10.4%	96	7.7%	225	18.1%
White Female	276	22.2%	141	11.3%	417	33.5%
Black or African American Male	79	6.3%	27	2.2%	106	8.5%
White Male	213	17.1%	91	7.3%	304	24.4%
<b>Class at Entry</b>						
Freshman	110	8.8%	45	3.6%	155	12.4%
Sophomore	309	24.8%	137	11.0%	446	35.8%
Junior	356	28.6%	179	14.4%	535	43.0%
Senior	55	4.4%	54	4.3%	109	8.8%
<b>UAB School</b>						
Arts & Sciences	359	28.8%	92	7.4%	451	36.2%
Business	162	13.0%	136	10.9%	298	23.9%
Dentistry	2	0.2%	0	0.0%	2	0.2%
Education	100	8.0%	26	2.1%	126	10.1%
Engineering	53	4.3%	8	0.6%	61	4.9%
Health Professions	52	4.2%	18	1.4%	70	5.6%
Nursing	4	0.3%	81	6.5%	85	6.8%
Provost	83	6.7%	51	4.1%	134	10.8%
Public Health	15	1.2%	3	0.2%	18	1.4%
<b>Top Feeder Institutions</b>						
Jefferson State Community College	203	16.3%	91	7.3%	294	23.6%
Lawson State Community College-Birmingham	56	4.5%	34	2.7%	90	7.2%
Wallace State Community College-Hanceville	37	3.0%	39	3.1%	76	6.1%
Bevill State Community College-Jasper	41	3.3%	17	1.4%	58	4.7%
Gadsden State Community College	20	1.6%	15	1.2%	35	2.8%
Shelton State Community College	24	1.9%	10	0.8%	34	2.7%
University of Alabama	27	2.2%	6	0.5%	33	2.7%
Southern Union State Community College	21	1.7%	9	0.7%	30	2.4%
Troy University-Troy	18	1.4%	11	0.9%	29	2.3%
Snead State Community College	23	1.8%	4	0.3%	27	2.2%

NOTE: Includes transfer students who started summer semester and remained enrolled in fall.

Source: Institutional Effectiveness and Analysis, 9/11/2020