

## Message from the Chair

### Inside this issue:

Faculty Profiles:	2-3
Accolades	3
Spotlight on Administration	4
Where are They Now?	4
Annual Pritchett Lecture	5
Cancer Research Award	6-7
From the Graduate Students	7
From the Chief Residents	8-9
Linda Lucas Named Provost	9
2012 Samuel B. Barker Award	10
Pathology Grants Awarded	10



The American Society for Investigative Pathology (ASIP) will celebrate its Centennial in 2013.

ASIP's mission is to promote the discovery, advancement, and dissemination of basic and translational knowledge in experimental pathology, including advances in disease classification and understanding of disease pathogenesis. The *American Journal of Pathology* (AJP) is the official journal of the ASIP and the

most widely cited journal in the field of pathology. I have the honor of serving as the Special Editor for the AJP Centennial Project which will consist of a series of AJP articles leading up to the Centennial Celebration at the ASIP annual meeting on Experimental Biology in 2013 in Boston, MA. The first article in the series was recently published (AJP 180:1337-1339, 2012) and in it, I briefly reviewed the history of the ASIP and the evolution of AJP from its predecessor journals. If you are not a member of ASIP, I encourage you to con-

sider joining; if you are already an ASIP member, I urge you to consider attending Experimental Biology 2013.

Best wishes,  
Kevin A. Roth, M.D., Ph.D.

## Faculty Profile: Gregory G. Davis, M.D.



Greg Davis is a Professor of Pathology in the Forensic Division. He serves full-time as one of the Associate Coroner/

Medical Examiners here in Jefferson County. The service work of forensic pathology involves performing autopsies, discussing autopsy findings (with relatives of the decedents and with police detectives), and testifying in court. Dr. Davis is active in research and teaching. He is a consultant to the Department of Surgery's Crash Injury Research Engineering Network (CIREN) program at UAB. CIREN is a multi-center research program supported by the National

Highway Traffic Safety Administration intended to improve automobile design and safety by the study of injuries sustained in car wrecks. Dr. Davis has also collaborated with faculty and students in the School of Public Health in epidemiology studies related to homicide. In 2010-11 he served as a grant reviewer for the National Institute of Justice research program in forensic science.

In 2011 Dr. Davis became a member of the Board of Directors of the American Academy of Forensic Sciences, representing the Pathology/Biology section of the Academy. He serves on the editorial boards of the *Journal of Forensic Sciences*, *Academic Forensic Pathology*, the *American Journal of*

*Forensic Medicine and Pathology*, and *Forensic Science, Medicine, and Pathology*. Last year he was named Executive Editor of the Check Sample series, an educational series covering all disciplines of pathology. Check Sample is published by the American Society for Clinical Pathology. In addition to teaching medical students and residents, Dr. Davis is one of several forensic pathologists conducting an interactive workshop at the annual meeting of the College of American Pathologists. This interactive workshop is designed to help pathologists use the skills necessary for public presentations in order to become effective witnesses in court.

Cont'd....

### Pathology In Focus Editorial Committee

Editor-in-Chief:

C. Bruce Alexander, M.D.

R. Pat Bucy, M.D., Ph.D.

Rakesh Patel, Ph.D.

Walter C. Bell, M.D.

Marisa B. Marques, M.D.

Majd Zayzafoon, M.D., Ph.D.

Angie Schmeckebier

Margaret Dotzler

Dept. of Pathology Website:

[www.path.uab.edu](http://www.path.uab.edu)

Newsletter E-Mail:

[pathinfofocus@uab.edu](mailto:pathinfofocus@uab.edu)

## Faculty Profile: Gregory G. Davis, M.D., Cont'd...

Dr. Greg Davis is married to Dr. Sue Davis, who has a Ph.D. in chemical engineering. Sue Davis teaches AP Physics at Mtn. Brook High School. Sue and Greg have two daughters in junior high. Despite all the teaching experience

that the Drs. Davis have, they were not entirely prepared for their most recent project, teaching a daughter how to drive a car. So far, so good.

## Faculty Profile: Shuko Harada, M.D.



Shuko Harada received her medical degree, in 1985, from the University of Tokyo Faculty of Medicine, the most prestigious medical school in Japan. She completed her residency training in Internal Medicine at the Hospital of the University of Tokyo, and subsequently worked as an internist in Endocrinology and Metabolism in Tokyo, Japan until 1990. She moved to the USA and conducted research on the intracellular processing of insulin, insulin signal transduction and gene regulation by insulin at the Dept of Pathology in the University of Pennsylvania. The work was performed in the laboratory of the Chair, Dr. Leonard Jarett (who was also Jay McDonald's mentor) between 1990- and 1996, and later (1997-2004) as an independent research faculty member. She published 18 peer-reviewed articles during that period. She also served as a co-director of the Biomedical Imaging Core (confocal and electron microscopy service for researchers).

During her Penn research experience and as Co-Director of the

Core (HER2 FISH work), she recognized that molecular diagnostics combined with pathology would be a field(s) of the future, and decided to go back to medicine and complete her residency training in pathology at Drexel University College of Medicine. Her interest in molecular pathology, especially personalized medicine, continued and expanded through her one month elective rotation at Memorial Sloan Kettering Cancer Center supported by the CAP Foundation. This was followed by surgical pathology and molecular genetic pathology fellowships at the University of Pennsylvania (2008-2009) and Johns Hopkins University (2009-2011), respectively. During her residency and fellowship, she continued to be academically active and published ten manuscripts with at least four still coming (in final preparation), mainly in the molecular and breast pathology fields.

Dr. Harada is board certified in Anatomic and Clinical Pathology (2008) as well as Molecular Genetic Pathology (2011). She joined the faculty at UAB in August 2011 as an Assistant Professor and as Section Head of Molecular Pathology in the Division of Anatomic

Pathology. Currently she signs out breast pathology and molecular pathology.

Molecular testing is the key to personalized patient care, providing molecular analysis for diagnosis, classification, and treatment planning. As Head of the molecular diagnostic laboratory, her intention is to develop and validate additional molecular tests that are crucial to patient care as quickly as possible. Because of her vision, the hospital approved a markedly expanded "molecular business plan" to support hiring additional personnel for test development, doubling the space and purchasing additional essential equipment. Her plan is to enhance the molecular diagnostic test menu in line with the leading major academic medical centers and further advance our state of the art molecular testing, perhaps utilizing next generation sequencing, for cancer diagnosis. She is very closely working with many clinicians in diverse fields including hematology/oncologists, pulmonologists (lung cancer working group), gastroenterologists, endocrinologists, and the UAB personalized medicine task force.

## Faculty Profile: Shuko Harada M.D., Cont'd...

She has also taken on some exciting initiatives in education. She started re-organizing the curriculum for resident rotations in molecular pathology and also is in transition to take over the responsibilities as MGP (molecular genetic pathology) fellowship director.

Outside work, she loves cooking, social gathering (eating and drinking), and quickly found friends to socialize with (neighbors, co-workers, countrymen, etc). She also loves to watch sports, especially football (plus baseball and basketball). She was more into

NFL before she moved here, so now needs to convert to college football. She also likes to play golf. Currently she is looking for someone she can play golf with....

## Accolades:



Dr. Marisa Marques was elected Vice-President of the American Society of Apheresis for 2012-2013

with plans to be President in 2014-2015. The society website is. [www.apheresis.org](http://www.apheresis.org)




Dr. Selvarangan Ponnazhagan was awarded the 2011 Graduate Dean's Award for Excellence in Teaching. This

award recognizes faculty who have been outstanding mentors, advisors and role models to the students and trainees with whom they have worked.



Dr. Shantel Hebert-Magee received a 2012 Charles Barkley Health Disparities Research Investigator Award for

her presentation entitled "The Higher Incidence of Triple-Negative Breast Cancer in African American and Young Women is Independent of Body Mass Index, Poverty, and Potential Carcinogenic Exposure"



The last few months have been extremely good ones for Gene P. Siegal, M.D., Ph.D., Executive Vice-Chair of the Department.

Dr. Siegal was recertified by the American Board of Pathology, Inc., appointed for an additional 5 year term as Editor-in- Chief of Laboratory Investigation, named a member of the Board of Directors of the American Society of Clinical Pathology as well as the North American Representative to the Executive Committee of the International Society for Bone & Soft Tissue Pathology. Lastly, Dr. Siegal's last 2 books, the first written with E.A.Wagar and R.E. Horowitz on Laboratory Administration for Pathologists for the CAP Press and the second, Atlas of Nontumor Pathology Vol. 9: Non-Neoplastic Diseases of Bones and Joints for the ARP (and written with multiple authors including several from UAB) continues to do "gangbusters".



John C. Chat-ham, D.Phil. was invited to serve as Co-Director of the UAB Comprehensive Car-

diovascular Center and as a member of the Center Steering Committee.



Anurag Purushothaman was appointed Associate Scientist, UAB Comprehensive Cancer Center Cancer Cell Biology Program.



Ralph Sander-son, Ph.D.'s Journal of Biological Chemistry paper, "Heparanase Plays a Dual

Role in Driving Hepatocyte Growth Factor (HGF) Signaling by Enhancing HGF Expression and Activity," has been designated as one of the best papers published by the journal in 2011. The editors selected only 20 papers-out of the more than 4,000 that were published last year-to receive this special designation. This paper represents the Glycobiology and Extracellular Matrices affinity group.

*J Biol Chem* 2011 Feb 25;286(8):6490-9, PMID:PMC3057851

## Spotlight on Administration—Jackie Samples



Jackie Samples is an OAI in the Department of Pathology, Division of Anatomic

Pathology. She provides support for five faculty members. Jackie's duties are as diverse as her faculty; she provides support for faculty in the areas of Molecular Diagnostic Pathology, Oral Pathology, and Surgical Pathology. This summer, Jackie will also be supporting faculty in Hematopathology. If you call Anatomic Pathology, it will be Jackie's voice who will pleasantly greet you. Jackie also provides grant support, coordinates multiple conferences and provides general administrative assistance to her faculty.


Jackie's background is not in the medical field. She decided to be a stay at home mom after her first child was born in 1975. She re-entered the work force in 1995 as office manager of a local distributor that distributed juice, coffee, tea and frozen yogurt to schools and hospitals, including UAB, in the Birmingham area. Due to company downsizing in 2008, Jackie decided to make a career change in seeking an opportunity at UAB.

Jackie and Ray Samples have been married for forty years. They both graduated from Tarrant High School. Ray is retired from the city of Birmingham Fire Department. The Samples family was a foster family for 10 years and provided foster care for over 40 children in that span of time. While this was a very rewarding experience, it was heart-wrenching when

the children went on to be adopted or back to their own families who were able to provide for them and take care of them once again.

Ray and Jackie have lived in Gardendale for over 32 years remodeling an old farmhouse on two acres of land. They have three grown daughters and five grandchildren between 5 and 12 years of age. The grandchildren love to help plant and pick the garden. Jackie's favorite time of the week is when they all congregate at her house for lunch after church on Sundays. After lunch they all go outside and play together, sometimes riding bicycles or getting a family softball game together. In the summer they all splash together in the backyard pool.

## Where Are They Now? Jie Xu, M.D., Ph.D.



Dr. Jie Xu was a Pathology graduate student at UAB and was awarded her Ph.D. in 2005.

Previously, she had obtained her MD degree in 1993 at Hubei Medical University, where she was a resident in Oncology from 1993-1997, and subsequently obtained a Master's degree in Oncology in 2000.

In 2000-2001, Dr. Xu began her graduate studies in the Depart-

ment of Cell Biology and Neuroscience at the University of South Alabama before joining the Pathology Ph.D. Program in the Division of Molecular and Cellular Pathology at UAB in 2001. She studied and wrote her dissertation in Dr. Joseph Messina's lab. After obtaining her Ph.D., she was a Postdoctoral Research Associate in Dr. Messina's lab from 2005-2006, where she continued her inquiry into insulin and growth hormone action and resistance following trauma and infection. From 2007-2010, she was a Postdoctoral Research Associate in Dr. Stuart Frank's lab in the UAB Department

of Medicine, Division of Endocrinology. In 2008, Dr. Xu received the Joseph Reeves Award for Excellence in Research by a Post-Doctoral Scholar.

From 2010 to the present, Dr. Xu has been a Pathology Resident at UAB. Her current research interests, publications, and presentations concern cancer, and include breast cancer, renal cell carcinoma, and lymphoma. She is a member of ASCP, USCAP, and CAP.

2012 Paulette Shirey Pritchett Lecture—June 15th, 2:00 Spain Auditorium



**Sir Salvador Moncada, M.D., Ph.D., D.Sc.**  
**Professor of Experimental Biology and**

**Therapeutics**  
**Wolfson Institute for Biomedical Research**  
**University College London**

This endowed lecture series is named in honor of Dr. Paulette Shirey Pritchett. Dr. Pritchett was a highly respected, young member of the UAB Department of Pathology when she unexpectedly passed away on August 4, 1984. It is widely recognized as the premier named lectureship at UAB in Experimental Pathology and previous recipients have included several Nobel Laureates and Academy Members.

This year we are pleased to honor Professor Sir Salvador Moncada as the 2012 lecturer. Dr. Moncada obtained his M.D. at the University of El Salvador and his Ph.D. from the University of London, where he contributed to the discovery that aspirin-like drugs inhibit prostaglandin biosynthesis, thus accounting for their analgesic, antipyretic and anti-inflammatory

actions. In 1975 he joined the Wellcome Research Laboratories where he initiated the work leading to the discovery of the enzyme thromboxane synthase and the vasodilator prostacyclin. This work contributed to the understanding of how low doses of aspirin prevent cardiovascular episodes such as myocardial infarction and stroke. He was also responsible for the identification of nitric oxide as a biological mediator and the elucidation of the metabolic pathway leading to its synthesis. A great deal of the early work on the biological significance of nitric oxide in the cardiovascular system came from his laboratory as well as some fundamental information about the role of nitric oxide in the peripheral and central nervous system and in cancer. In 1996 Prof. Moncada moved to University College London to establish and direct the Wolfson Institute for Biomedical Research. He has continued his research more recently in the areas of mitochondrial biology and cell metabolism where he has made significant contributions. In the last two years, his work has led to the discovery of the molecular mechanism responsible for the coordination between cell proliferation and the provision of the metabolic substrates required for this process. Professor Moncada is a

Fellow of the Royal Society and a Foreign Associate of the National Academy of Science of the USA and in 2010 he received a Knighthood for his services to Science.

We thank Dr. Pritchett and members of his family for making this lectureship possible.

## \$19 Million Partnership Grant to Reduce Cancer Disparities

Researchers at the [University of Alabama at Birmingham](#) have received a five-year, \$19 million [National Cancer Institute](#) renewal grant for the [UAB Comprehensive Cancer Center](#), Morehouse School of Medicine and Tuskegee University partnership to address cancer disparities among blacks.



"A complex interplay of economic, social and cultural factors influence cancer disparities, and

we are working to understand it and determine methods to solve the problem," says **Upender Manne, Ph.D.**, lead principal investigator and professor in the UAB Department of Pathology.

"The vision of the partnership is to become nationally recognized for contributions to research and training and to eliminate cancer-health disparities, particularly in under-served regions," Manne says. "With this renewal, the partnership will continue to bring the benefits of advances in cancer research to disadvantaged regional patient populations, influencing their lives for decades to come."

This tripartite research effort, initially funded by NCI as a cooperative grant in 2007, pairs federally designated, comprehensive cancer centers such as the UAB Comprehensive Cancer Center with institutions of higher learning that historically serve minorities. MSM, TU and UAB are ideally situ-

ated in Alabama and Georgia, Southern states with high cancer-mortality rates.

Partnership activities include bench- and community-level cancer research focused on understanding the causes for cancer disparities plus education and training programs that encourage students to pursue biomedical sciences and link them with seasoned investigators within the UAB Comprehensive Cancer Center.

The outreach program, which is at the core of the partnership, promotes cancer-awareness and healthy lifestyles among underserved populations and encourages minority participation in therapeutic clinical trials. The outreach program held colon-cancer screenings in the greater Atlanta area by MSM, increased physical activity and improved dietary choices among rural residents of the Tuskegee area by TU and more than doubled participation by blacks in therapeutic trials in the UAB Comprehensive Cancer Center.

"The partnership also has been a significant influence leading to sustained, integrated and organizational changes at the three institutions," says Edward Partridge, M.D., director of the UAB Comprehensive Cancer Center and co-principal investigator. "It also has forged great relationships between the institutions and expanded opportunities for collaboration."

The lead principal investigator at MSM is James Lillard, Ph. D., with

co-principal investigator Daniel Blumenthal, M.D. At TU, the lead principal investigator is Timothy Turner, Ph.D., and co-principal investigator is Roberta Troy, Ph.D.

During the past five years, the partnership has trained 81 scholars to perform cancer-related research. Furthermore, each of the institutions has had substantial increases in cancer research funding. At MSM, funding increased to more than \$26 million in 2011 from \$8 million in 2000. During the same period, TU cancer research funding increased to more than \$6 million from \$2 million. The Cancer Control and Population Science Program at the UAB Comprehensive Cancer Center increased to more than \$22 million in 2011 from \$12 million in 2005.

MSM has established a cancer-research program with 30 faculty from diverse scientific disciplines. TU has increased its capacity to conduct cancer research by training students and scientists who focus on eliminating cancer disparities and also developed two cancer-related courses for its curriculum. Also, the National Center for Bioethics in Research and Health Care at TU was established as a national resource for cancer-disparity programs. In the past five years, the UAB Cancer Center recruited six new faculty involved in research on cancer-health disparities.

Also, in the previous funding period, partnership investigators published more than 75 peer-

Cont'd...

## Cancer Disparities Grant, Cont'd...

reviewed manuscripts directly related to cancer disparities and received funding for 17 scientific projects.

"There's a paradigm shift in the way community-based and academic research is planned and

performed in the arena of health disparities," says Mona Fouad, M.D., MPH, director of the UAB Minority Health and Research Center and a co-principal investigator.

"These three institutions possess unique strengths for educating and

training minority students, community health workers and faculty in conducting research to address cancer-health disparities."

—This story was reprinted from the UAB News Website ([www.uab.edu/news](http://www.uab.edu/news))

## From the Graduate Students:

### Accolades/Awards:

Donna Crabtree—won 2nd place in the Graduate Student Research Day Spring 2012, Session II: Biomedical and Life Sciences. Her poster was entitled "D295N Mutant Cathepsin D Exerts a Dominant Negative Effect In Vitro by Promoting Alpha-Synuclein Accumulation".

Ashley Upton Filiano—won 1st place at the Postdoctoral Research Day for her poster entitled "Chronic Alcohol Consumption Disrupts the Circadian Clock in the Liver but not in the Suprachiasmatic Nucleus".

Angela Gullard—is one of the first two recipients of the 2012 ADEA/Crest Oral-B Scholarship for Pre-doctoral Students Pursuing Academic Careers. This new award is supported by ADEA and The Procter and Gamble Company. Angela received \$5,000 that she will use to help pay dental tuition and fees this fall.

At the 2012 AADR Annual Session, Angela received an AADR Student Research Fellowship for her proposal entitled: Altered TGF-beta/BMP Signaling in Radicular Dentin Dysplasia. The AADR conference was held in Tampa, FL, from March 21-24, 2012

### Publications/Presentations:

Donna Crabtree—presented a poster entitled "D295N Mutant Cathepsin D Exerts a Dominant Negative Effect In Vitro by Promoting Alpha-Synuclein Accumulation" at the 2012 Experimental Biology in San Francisco, CA. The abstract above was also selected for special session at this meeting in addition to the regular poster session: Highlights: Graduate Student Research in Pathology (Sponsored by ASIP American Society for Investigative Pathology).

---

### Graduate Program Director:

Rakesh Patel, Ph.D.

### Graduate Program Support:

Cynthia Brown

934-2848

---

## From the Chief Residents:

First off, a big thank you to Amberly and Emily for a great year! We are excited about the new residents who are joining the program in July and are looking forward to the upcoming year!

**Johnny Ross and Amy Treece**  
Chief Residents, 2012-2013

### Our six new residents are:

Brandi Cox - Brandi is currently a medical student at the University of Arkansas for Medical Sciences College of Medicine in Little Rock, AR.

Forest Huls - Forest is currently a medical student here at UAB.

Yihong (Ruby) Ma - Ruby attended medical school at the Fourth Military Medical University in Xi'an, China. She obtained a Ph.D. at Peking University Health Science Center in Beijing, China. She is currently a researcher at Moffitt Cancer Center in Tampa, FL.

Cont'd...



## From the Chief Residents:

**Rebekah McIntosh** - Rebekah is currently a medical student at the University of South Alabama College of Medicine in Mobile, AL.

**Vishwas Parekh** - Vishwas attended medical school at B.J. Medical College in Ahmedabad, India. He completed an AP/CP Pathology residency at the Gujarat Cancer and Research Institute at M.P. Shah Cancer Hospital in Ahmedabad, India. He was a postdoctoral research associate at St. Jude Children's Research Hospital in Memphis, TN. He was a research associate and assistant professor at the University of Chicago and is currently involved in a clinical externship in Chicago.

**Jessica Pelphrey** - Jessica is currently a medical student at the University of Toledo College of Medicine in Toledo, OH.

*Thanks again to everyone who participated in the recruiting process!*

### Boards:

Best wishes to everyone taking board exams. You have all worked hard and will do great!

### Recent Publications:

**Amberly Nunez:** Nunez A, Jhala N, Carroll A, Mikhail F, Reddy V, Jhala D. Endoscopic Ultrasound and Endobronchial Ultrasound-Guided Fine-Needle Aspiration of Deep-Seated Lymphadenopathy: Analysis of 1,338 Cases. *CytoJournal*. In Press.

**Chris Kragel:** Kragel CP, Siegal GP, Wei S. Epiphyseal Chondromyxoid Fibroma with prominent adipose tissue: Report of a case with unusual radiological and histological presentation. *Am J Orthop*. In press.

**Riley Ballard:** Ballard R, Marques M. Pathology Consultation on the Laboratory Evaluation of Thrombophilia: When, How, and Why. *American Journal of Clinical Pathology*. April 2012

**George Garib:** Garib, Hughey, Elmets, Cafardi, Andea. Atypical Presentation of Exophytic Herpes Simplex Virus Type 2 with Concurrent Cytomegalovirus Infection: a Significant Pitfall in Diagnosis. *American Journal of Dermatopathology*. In press.

**Rong Li:** Li R, Kelly D, Siegal GP: Bilateral mesenchymal hamartoma of the chest wall in an infant boy: a case report. *Fetal & Pediatric Pathology* 2012.

**Adams Grants:**  
*We are continually grateful for the generous support of research from the Adams Foundation.*

**Deyin Xing,** "Transcriptionally Active Human Papillomavirus Infection and Adenoid Cystic Carcinoma" – Faculty Mentor Dr. Brandwein-Gensler

**John Ross,** "Assessing the Utility of p53 and Progesterone Receptor Immunohistochemical Staining in the Characterization of Smooth Muscle Tumors of Uncertain Malignant

Potential" – Faculty Mentor Dr. Conner


### National Meetings:

**Jason Brazelton's** abstract "Are Elevated Cardiac Markers Associated with Increased Mortality in Patients with Thrombotic Thrombocytopenia Purpura?" won the best abstract award in therapeutic apheresis at the recent American Society for Apheresis meeting in Atlanta (April 11th-14<sup>th</sup>).



**George Garib** received the Jorge L. Sanchez Award in recognition of Best Oral Abstract at the 15th Joint Meeting of the International Society of Dermatopathology (March 14-15, 2012) for his presentation "S100 positive epithelioid dermal lesions: Is it melanoma or not?"

**Alex Hanna** presented a poster entitled "Multiorgan Failure and Bone Marrow Necrosis in Three Adults with Sickle Cell-?+ - Thalassemia"



Cont'd...

### Residency Program Director:

C. Bruce Alexander, M.D.

### Residency Program Support:

Karen Lewis

934-4060



## From the Residents Cont'd:

of Best Oral Abstract at the 15th Joint Meeting of the International Society of Dermatopathology (March 14-15, 2012) for his presentation "S100 positive epithelioid dermal lesions: Is it melanoma or not?"

### AANP

The next American Association of Neuropathologists (AANP) meeting will be in Chicago, June 23, 2012.

**Rob Hackney** will present a plat-

form presentation entitled "Ki-67 on the Web: A Browser-Based Biomarker Web Application for Analysis of the Ki-67 Proliferation Index."

**Rong Li** will present a platform presentation entitled "Splice Site GFAP Mutation in Alexander Disease."

### Farewell To Our Departing Residents and Fellows:

UAB Hospital and the Department

of Pathology wish you success and happiness in your future endeavors. Best wishes to everyone.

### Outgoing Reception:

Primary faculty, residents and fellows are invited to attend the 2012 Outgoing Reception from 6 pm to 8 pm on Thursday, May 24, at the Vestavia Hills Country Club. For more information, please contact Karen Lewis at 934-4060 or [kflewis@uab.edu](mailto:kflewis@uab.edu).

## Linda Lucas Named UAB Provost:



Linda Lucas, Ph.D., who has served as UAB's interim provost since May 2011, has been named to the permanent post after a national search.

UAB President Carol Z. Garrison announced the appointment effective immediately, saying Lucas "has built sustainable momentum this past year in some key areas, particularly in implementing additional tools and resources to enhance student success, and spearheading the opening of our new Center for Teaching and Learning for our faculty. She is high-energy, innovative and devoted to UAB and will continue to push to improve the academic experience of our students and faculty." Garrison thanked the search committee, led by Richard Marchase, Ph.D, vice president for research and economic development, for

their thorough and committed work, saying, "We had the opportunity to review a large number of outstanding candidates." Marchase noted that Lucas "has a long track record as a dean who successfully encouraged interdisciplinary research, particularly in biomedical and materials engineering, and she brings that strength to the provost's office."

Lucas joined the UAB faculty in 1982 as an assistant professor. She was named department chair of biomedical engineering in 1995. She holds joint appointments in several UAB university-wide Centers, the Department of Materials Science and Engineering, and departments within the School of Dentistry.

She earned her Bachelor of Science degree in mathematics and chemistry from the University of Alabama and a Bachelor of Science degree in engineering from UAB.

She has master's degrees in mathematics, education and materials engineering from UAB. She earned her doctorate from UAB in biomedical engineering with an emphasis in biomaterials. Lucas is a past-president of the Society for Biomaterials and the Biomedical Engineering Society. She is a Fellow in the American Institute for Medical and Biomedical Engineers and an International Fellow of the Society for Biomaterials.

—This story was reprinted from the UAB Reporter.

## 2012 Samuel B. Barker Award:



Juan Calix, a 6<sup>th</sup> year MD/PhD student working in the laboratory of Dr. Moon

Nahm, MD, has been awarded the 2012 Samuel B. Barker Award for Excellence in Graduate Studies. Named for UAB's first graduate school dean, the Barker Award

is given to two students – one at the master's level and one at the doctoral level – who will be graduating in the current calendar year. Recipients are chosen by the Dean of the Graduate School from a pool of students nominated by graduate program directors across all UAB campus.

Juan and the Nahm Lab study the diversity of *Streptococcus pneumoniae* (pneumococcus) capsule

serotypes, and how this diversity affects the interaction of the bacterium with the humans. With novel tools developed in the Nahm Lab, multiple previously unknown serotypes have been discovered and characterized. These findings are leading to advances in vaccine development and a better understanding how this ubiquitous microbe may cause disease.

If anyone has any news items, accolades, etc. to be put in the quarterly newsletter, please send it to the Path In Focus e-mail address at: [pathinfocus@uab.edu](mailto:pathinfocus@uab.edu).

Thank you.

## Pathology Grants Awarded:

**STEVEN CARROLL**

NIH/CCC

*UAB Center for Neurofibromatosis Research: From Genomics to Therapeutics*

\$150,000 4/1/12-3/31/13

**STEVEN CARROLL**

DOO

*Comparative Oncogenomics for Peripheral Nerve Sheath Cancer Gene Discovery*

\$769,125 6/1/12-6/30/15

**JOHN CHATHAM**

NIH

*STIM1 Mediated Calcium Entry: A New Paradigm of Metabolic Regulation of Cardiomyopathy*

\$415,981 4/15/12-2/28/14

**VICTOR DARLEY-USMAR**

SAIC/SRI

*"Task 3.2 Oxygen Consumption Rate (OCR) and Extracellular Acidification"*

\$105,331 12/11/12-1/13/12

**XU FENG**

NIH

*RANK Signaling on Osteoclast Differentiation and Function*

\$1,648,125 4/1/12-3/31/17

**HIROMI KUBAGAWA**

NIH

*IgM Fc Receptor in CLL*

\$402,875 2/20/12-1/31/14

**DENNIS KUCIK**

VA-IPA

*Xing Wu*

\$131,262 2/1/12-1/31/14

**YI-PING LI**

NIH

*Transcriptional Regulation of Osteoclast Lineage Commitment and Differentiation*

\$1,648,125 4/1/12-3/31/17

**JAY M. McDONALD**

VA-IPA

*Kaiyu Yuan*

\$113,950 3/1/12-2/28/14

**MOON NAHM**

PATH Vaccine Solutions

*"2012 International Workshop on Opsonophagocytosis Assay (OPA) Standardization"*

\$20,000 12/1/11-05/30/12

**MOON NAHM**

PATH Vaccine Solutions

*Transferring MOPA4 to the National Institute for the Control of Pharmaceutical and Biological Products of China*

\$215,069 1/1/12-12/31/12

**JOHN SHACKA**

UAB/CCTS

*Neuroprotective Role of ATP5V0C in an APP Transgenic Mouse Model of Alzheimer Disease*

\$60,000 5/1/12-4/30/12

**KEN WAITES**

Meridian Biosciences, Inc.

*Meridian Biosciences Illumigene Comparative Study*

\$25,500 3/12/12-6/12/12

**JIANHUA ZHANG**

VA-IPA

*Quili Liang*

\$101,534 12/1/11-11/30/13