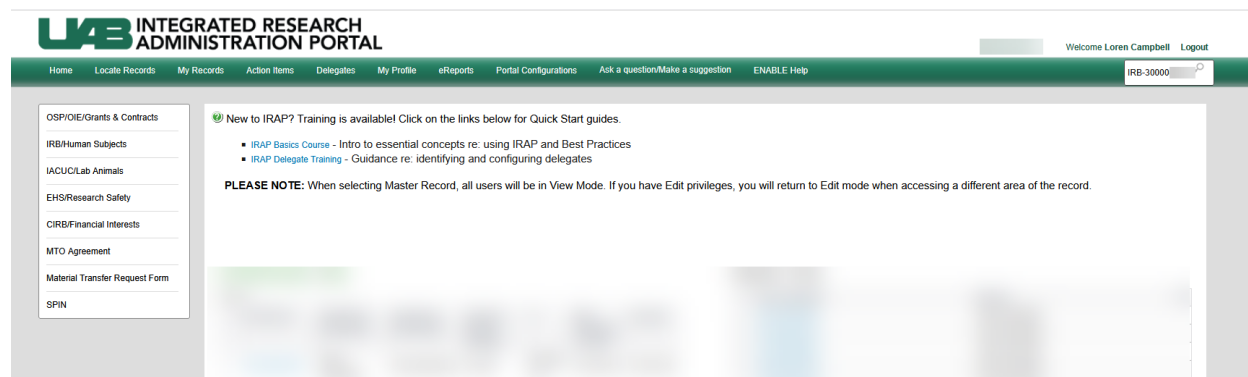
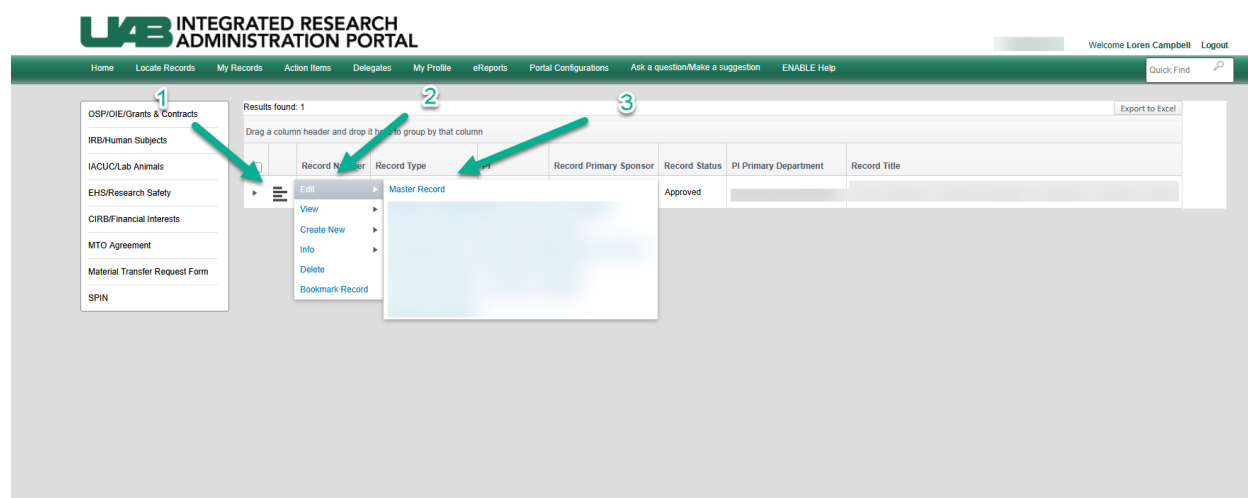


How to Find Your Stamped Consent Form(s)

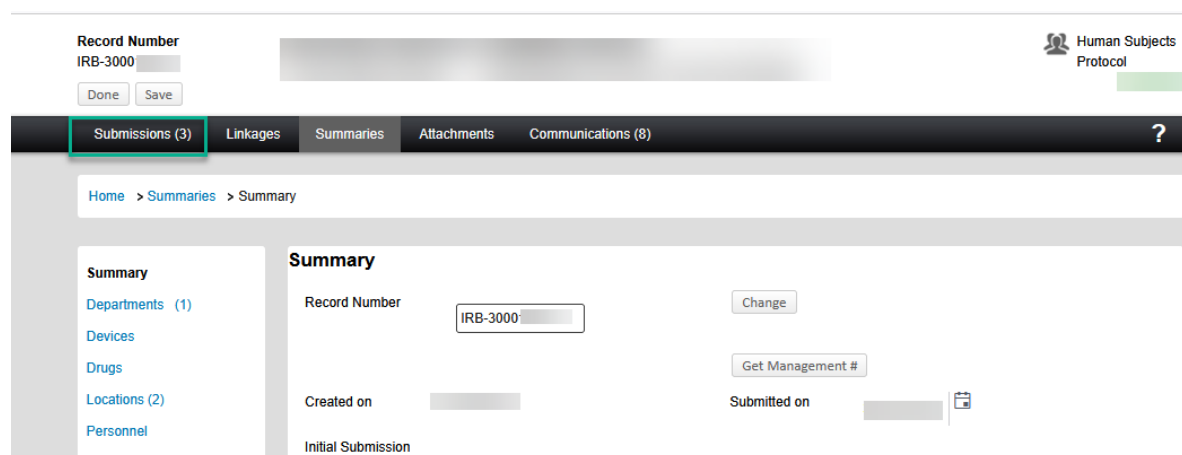
1. Open IRAP
2. If you don't have your studies bookmarked, type the IRB number in QuickFind.



3. Click the four lines, hover over Edit, and click Master Record.



4. In the black banner, select Submissions.



5. Select the Approved submission with stamped consent form.

Submissions (3) Linkages Summaries Attachments Communications (8) ?										
Home > Submissions										
Submissions [Dropdown] [Add]										
Type	Submission Number	Investigator Submitted On Date	Management Submitted On Date	Internal ID	Determination	Determination Date	Determination Date From	Determination Date To	Access Log	
Initial Application				N/A	Additional information required		N/A	N/A	Log	Delete
Response to Info/Mod Request				N/A	Approved				Log	Delete
Response to Info/Mod Request		N/A	N/A	N/A	Additional information required	N/A	N/A	N/A	Log	Delete

6. Click on "Consent/Assent" for stamped consent form.

Submissions (3)

Linkages

Summaries

Attachments

Communications (8)

?

Home

>

Submissions

>

Response to Info/Mod Request

>

Submission

Submission

Reviews (1)

Communications (1)

Personnel (7)

Locations

Attachments (7)

Response to Info/Mod Request

Submission Number:

Created on: 21-Mar-2024

Status: Approved

Show Current Route (Route History)

Document/Form	Type	Status	
Consent/Assent	Consent/Assent Document (CF, AF, Info Sheet, Phone Script, etc.)	Completed	
IRB EPORTFOLIO	IRB Submission Form	Completed	PDF
IRB PERSONNEL EFORM	IRB Submission Form	Completed	PDF (Mandatory Form)