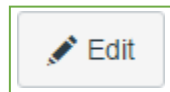


Tuesday Tip

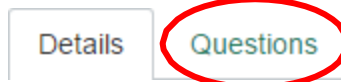
Do the Shuffle!

Do it! Shuffling quiz or exam questions can help deter wandering eyes. Here's how to shuffle questions once they're in Canvas:

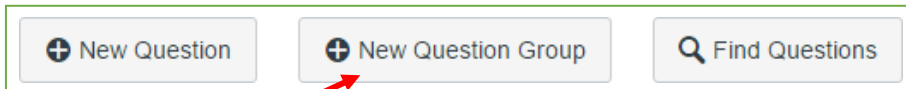
1. Click on the quiz, then



2. Go to the

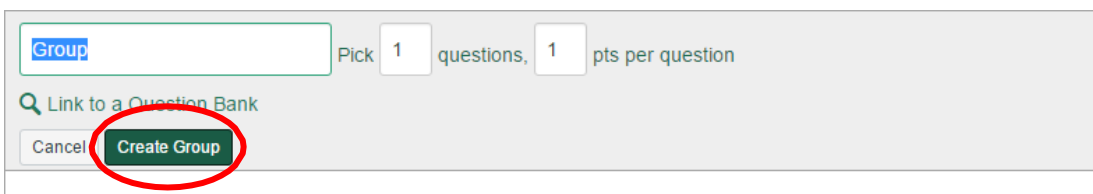


3. Now scroll down to the bottom of the page until you find these:



4. Pick this one:

5. Edit the group details as needed, including the point value for each question and select:



6. Drag each question into the group like so:

The screenshot shows a quiz editor interface. At the top, there is a 'Question' card with the text 'Name the director of the *Lord of the Rings* trilogy.' and '1 pts'. Below it is a 'Pop Quiz' group header with the text 'Pick 1 questions, 1 pts per question' and icons for adding, editing, and deleting. A red arrow points from the 'Question' card above to a dashed box around a question card inside the 'Pop Quiz' group. This question card has the text 'Who is the president of Canada?' and '1 pts'. Below the dashed box are two more question cards: 'What is the painting 'La Gioconda' more usually known as?' and 'Who invented the BALLPOINT PEN?'. At the bottom of the 'Pop Quiz' group, there is a warning icon and the text 'This question group is set to pick more questions than are available.'

That's it! All questions within the group will be shuffled.

Hint: Have bonus questions? Be sure to exclude those from the group.

For more information, please contact the [IDS team](#).
View all of our Tuesday Tips on our [SHP/IDS website!](#)

UAB|SHP Instructional Design & Support

Learning Resource Center | The University of Alabama at Birmingham
LRC 211 | 1714 9th Avenue South | Birmingham, AL 35294
P: 205.996.1407 | IDSHelp@uab.edu