

Self-Enrolling in the UAB Learning System

To self-enroll in the computer based course *“Central Line Insertion Internal Jugular with Ultrasound Guidance (Online Content- Prerequisite to Simulation Session)”*

- 1) Log in to the UAB Learning System (HealthStream) using your Blazer ID and password at <http://www.uab.edu/learningsystem/>


The screenshot shows the UAB Learning System login page. At the top left is the UAB logo and the text 'THE UNIVERSITY OF ALABAMA AT BIRMINGHAM' and 'Knowledge that will change your world'. At the top right is a search bar with a 'Go' button and links for 'Learning System Quick Links' and 'UAB Quicklinks'. The main header features the 'UAB Learning System' logo, 'Powered by HealthStream', and a navigation menu with 'Home', 'EdTech', 'Contact Us', 'Forms', and 'Need Help?'. A large red arrow points to a green button labeled 'Learning System (LMS) Login'. Below this button, instructions state: 'Instructions: To login please click on the button above and enter your Blazer ID and strong password. For any questions, please call the Learning System (LMS) Support Desk at 205-996-4444 or email us at learningsystem@uab.edu. Forgot your password? Click this link to change your password if needed: [Change Password](#)'. Below the instructions are six green buttons: 'What's New?', 'How To...', 'Non-Employee Access', 'Need Help?', 'Forms', and 'Contact Us'. At the bottom, a note reads: 'Note: Course related email notifications, also called Alerts, will now come from "hs-alerts@healthstream.com". We recommend adding the "hs-alerts@healthstream.com" email address to your safe senders so that these alerts aren't automatically pushed to your Junk email box. Also, course completion is recorded in Eastern Time, so if a course has a strict date deadline, it should be completed by 11PM CST.'

- 2) Search the catalog for the course by using the search term “CVL”



The screenshot shows the UAB Learning System catalog search results page. At the top left is the UAB logo and 'Powered by HealthStream'. At the top right is a user profile icon and 'UAB Hospital Logout'. Below the logo is a navigation menu with 'To Do', 'Completed', 'Profile', 'Catalog', 'Connections', 'Help', and a blue 'Take a Tour' button. A large red arrow points to the search bar in the 'Catalog' section, which contains the text 'CVL'. Below the search bar, the page is divided into 'Filter' and 'Results' sections. The 'Filter' section shows 'CVL' selected and a list of categories: 'Program - Critical Care (1)', 'Program - IV Therapy (1)', 'UAB MEDICAL SCHOOL (1)', and 'UAB MEDICINE (1)'. The 'Results' section shows 'Showing 1 of 1' and a single result: 'Central Line Insertion Internal Jugular with Ultrasound Guidance (Online Content Prerequisite to Simulation Session) - UAB Medicine'. The result includes a 'COURSE' tag, 'ACTIVITIES: Test, Course Attachment', and an 'Info' button. Below the result is a 'Show additional information' link.

3) Select the course and enroll by clicking the green button in the top right.

UAB Learning System
Powered by HealthStream®

UAB Hospital Logout 

To Do Completed Profile **Catalog** Connections Help

 **COURSE** Central Line Insertion Internal Jugular with Ultrasound Guidance (Online Content Prerequisite to Simulation Session)  **Enroll >**

STATUS: Not Yet Started EST. TIME: 29m

[Return to Search Results](#)

Learning Activities *in this Course*

UAB_CVL_Insertion_Learner_Module (Video) <small>COURSE ATTACHMENT STATUS: Not Yet Started EST. TIME: 18m</small>	Locked
CVL Checklist Procedure (PDF) <small>COURSE ATTACHMENT STATUS: Not Yet Started EST. TIME: 1m</small>	Locked
Quiz (required) <small>TEST STATUS: Not Yet Started EST. TIME: 10m</small>	Locked

Support
For questions, comments, or to report a problem please contact Valerie Jackson at (205) 996-7406 or email vjackson@uabmc.edu

4) Complete the course and receive your Certificate of Completion.
