

# Student Involvement & Leadership

## Monthly Report

### November 2021






#### SIL Programming:

	Virtual	In-Person	AY22	AY21	AY20 YTD	AY19 YTD
# of Events	26	19	131	186	127	136
# of Participants	254	873	8,471	16,332	16,518	18,537

- 186% increase in active student participation compared to November 2020
- 400% increase in events offered by SIL compared to November 2020

#### SIL Service Opportunities:

#### November - Volunteer Data

SERVICE TYPE	 # of Volunteer Opportunities	 # of Volunteer Registrations	 # of Volunteers in Attendance	 # of Community Partners	 # HOURS SERVED
Signature Service: Rise Against Hunger	215	198	180 (152 unique)	1	185
On-Going Service (Serve205)	157	78	61	8	122

<b>9</b> <i>Community Partners</i>	<b>213</b> <i>Total Volunteer Participants</i>	<b>207</b> <i>Total Hours Served</i>	<b>\$5,907</b> <i>Economic Impact</i>
---------------------------------------	---	---	--

#### SIL Advising Contributions:

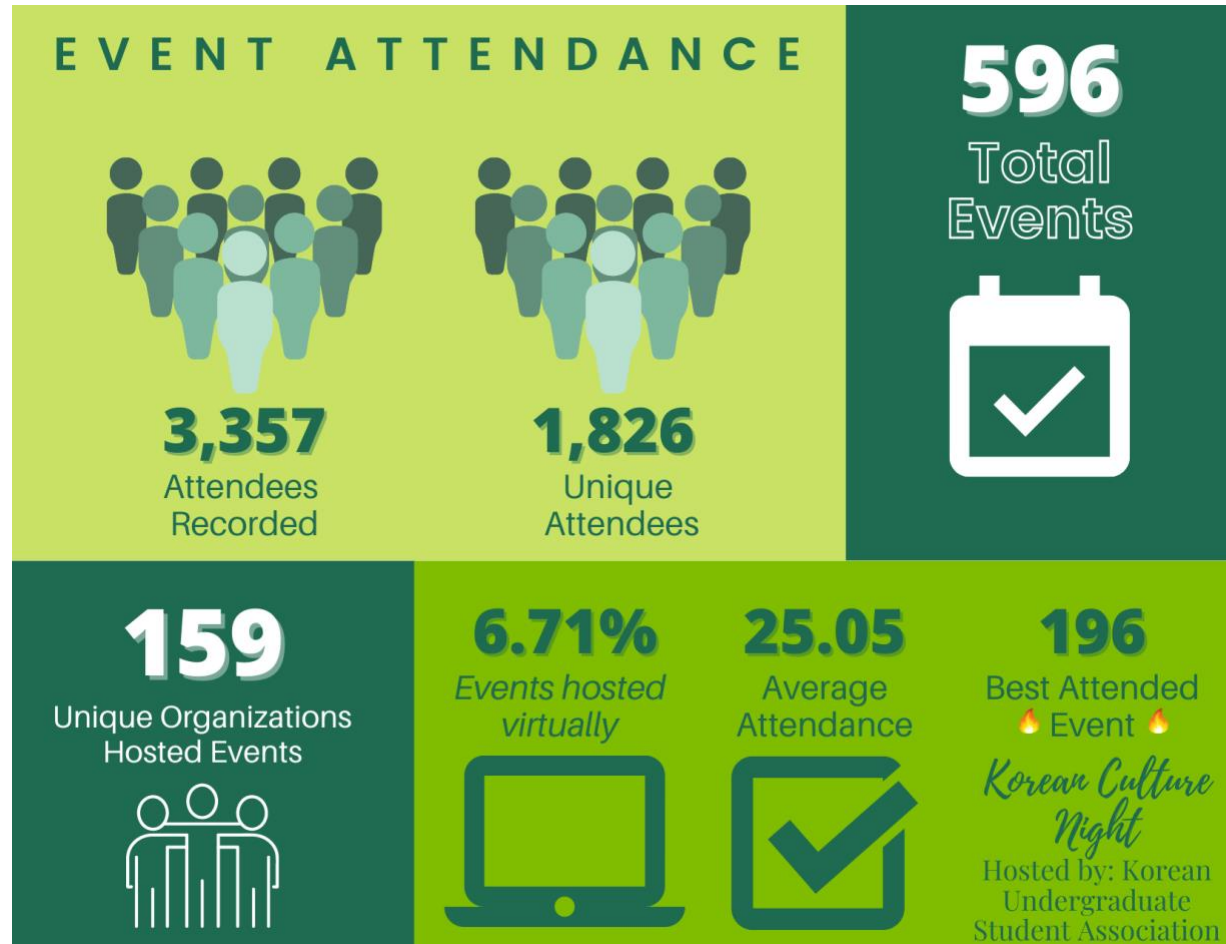
	Aug/Sept	Oct.	Nov.	Jan.	Feb.	March	April	YTD Total
2021-2022	550	148	173					698
2020-2021	295	105	95	71	91	141	89	887
2019-2020	187	121	121	141	149	259	64	1,042
2018-2019	268	173	135	110	272	343	115	1,416
2017-2018	166	95	148	181	286	345	148	1,369

\*2021-2022 SIL down 3 FTE in Aug/Sept, Oct., and Nov.

\*2020-2021 SIL down 2 FTE in Oct., Nov., Jan., Feb., and Apr.

## Student Org Event Overview-November 2021

The following data was pulled using the Engage Branch Event Dashboard. Data reflects all student organization events that have been registered on Engage. Attendance data is based on participant tracking through Engage.



**Event Spotlight: Miss UAB Scholarship Competition**

# Miss UAB Scholarship Competition



*Saturday, November 13, 2021*

## 9 Total Contestants

  
**\$4,900**

Total Scholarship  
Funds Awarded

**\$900**

Scholarships Awarded for  
Competition Participants in the  
following categories:

- *Spirit*
- *Talent*
- *Social Change*
- *Civic Engagement*
- *Congeniality*

**Miss**  
Congeniality  
Award

*Michelle Dai*

**\$100**  
In Scholarships

**Civic**  
Engagement  
Award

*Sunday Owens*

**\$200**  
In Scholarships

**2nd**  
Runner Up

*Kassidy Nix*

**\$800**  
In Scholarships

**1st**  
Alternate

*Sophia Porrill*

**\$1,200**  
In Scholarships

  
**Miss**  
**UAB**  
**2022**

Major: Marketing  
Hometown: Cullman, AL  
Social Impact: Hearts for Hunger:  
Fighting Food Insecurity

**Total Scholarships Won: \$2,600**

- Miss UAB Scholarship-\$2,200
- Spirit Award-\$200
- Talent Award-\$200

*Elizabeth Miller*





*Event Spotlight: Rise Against Hunger*



## Participant Data

*Together we will packed 15,984 nutritious meals to be shipped to countries that are suffering from food insecurity across the globe.*

**LSC** | LEADERSHIP AND SERVICE COUNCIL



**185**  
service  
hours

**153**  
unique  
volunteers

Shift 1 -  
**15**  
volunteers

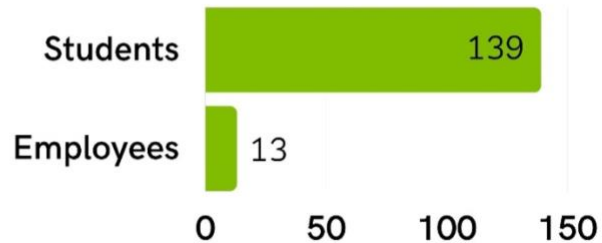
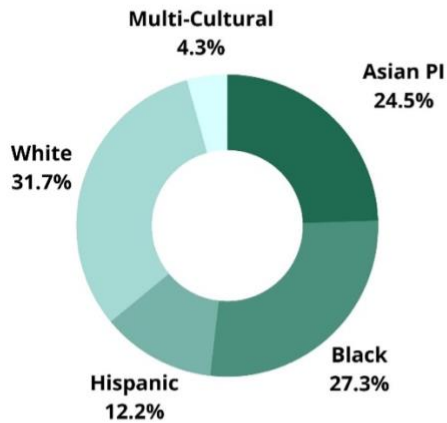
Shift 2 -  
**72**  
volunteers

Shift 3 -  
**93**  
volunteers

*2 volunteers worked all 3 shifts; 24 volunteers worked 2 shifts  
(180 total volunteers)*



## Volunteer Demographics



## Volunteer Reflections

”

I thought that the event was really great, and the hosts were so nice, helpful, and organized. It was great to have the opportunity to be a part of something so impactful to those in need!

”

This was my first time volunteering with Rise Against Hunger, and it was an awesome experience. I'm grateful for the opportunity to help fight hunger.



### Training Spotlight:

The purpose of the Badge of Distinction training program is to provide UAB student organizations with access to developmental resources to promote organization and student success. The training will take place over the course of a month, providing leaders access to a variety of training topics hosted virtually in a synchronous format. At the conclusion of each week, distinction badges will be awarded to participating organizations.

The three targeted areas for development include **career empowerment**, **global citizenship**, and **accessibility**.

- The **Global Citizenship** Badge of Distinction Marathon occurred on November 4, 2021.
- The **Accessibility** Badge of Distinction Marathon occurred on November 4, 2021.
- The **Make-Up Sessions** for all Fall 2021 Badges of Distinction occurred on November 19, 2021.



#### Participant Feedback

**25**  
total participants!  
**25** Student Orgs Represented  
**14** Badges Earned

#### Participation by workshop:

Sustainable Development Goals - 19 students  
Utilizing BlazerPulse - 6 students

#### Attendee Demographics:

##### Membership Types



**100%**

of respondents said it was **Very Likely** for them to encourage their organization to use BlazerPulse after participating in the training.

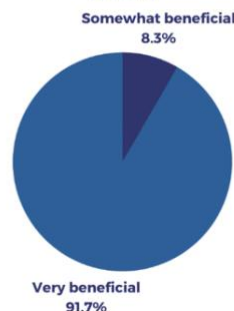
**74%**

of respondents stated that it was **Very Likely** for their organization to pick at least 1 Sustainable Development Goal to prioritize next semester

*"I loved this session because I think it's extremely helpful and necessary (maybe should be mandatory)."*

*"It's definitely shown me to put more emphasis on the goals that we already have and how they connect us to a bigger picture."*

#### Overall Satisfaction Levels:





## ACCESSIBILITY MARATHON

Wednesday, November 10, 2021



## ACCESSIBILITY MARATHON

Wednesday, November 10, 2021

### Participant Feedback

**40**  
total participants!

**41** Student Orgs Represented

**16** Badges Earned

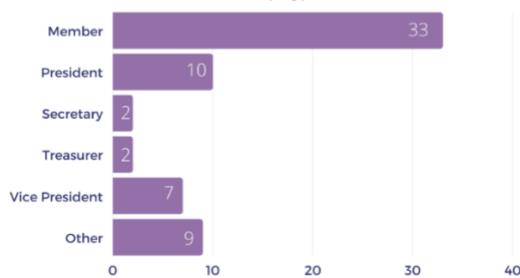
#### Participation by workshop:

Ensuring Access for All - 26 students

Access in Action - 14 students

#### Attendee Demographics:

Membership Types



**100%**

of respondents were able to name one way they could incorporate universal design into your organization's meeting or event.

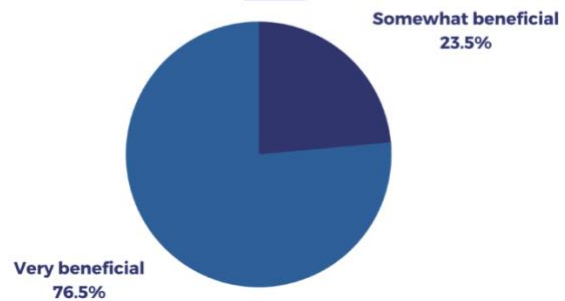
**86%**

of respondents were able to identify that accommodation is not the same as accessibility.

*"I think the scenarios were a great exercise. This was a great way to analyze the setup of an event and recognize how some things may not be accessible for everyone. Now I have an idea of a few things that we could change at an event to make them more accessible."*

*"It was very valuable to be able to see photos of events and really sit and think about the barriers to accessibility there are at these events."*

#### Overall Satisfaction Levels:





## Engage Overview

# ENGAGE

DATA ANALYTICS NOVEMBER 2021

USERS **8,247**

COMPARATIVE DATA

**61%** INCREASE IN USERS  
COMPARED TO OCTOBER 2020

SESSIONS

**16,324**

COMPARATIVE DATA **65%** INCREASE IN SESSIONS  
COMPARED TO OCTOBER 2020

A SESSION IS THE TIME  
PERIOD A USER IS  
ACTIVELY ENGAGED WITH  
THE WEBSITE.

## TOP 3 EVENTS VISITED

1. Student Success Workshop  
a. 769 views
2. Birmingham 101  
a. 369 views
3. T-shirt Tuesday  
a. 259 views

## TOP 5 ORGANIZATIONS

1. Trailblazers  
a. 403 views
2. University Programs Board  
a. 395 views
3. USGA  
a. 254 views
4. Alpha Epsilon Delta  
a. 188 views
5. Delta Gamma  
a. 147 views

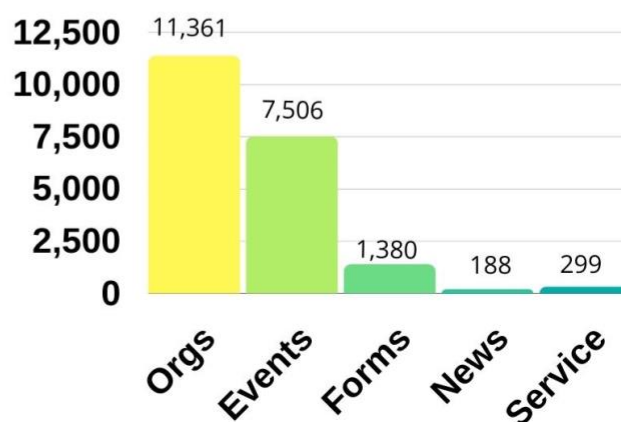
PAGEVIEWS

**113,163**

COMPARATIVE DATA **69%** INCREASE IN PAGEVIEWS  
COMPARED TO OCTOBER 2020

PAGEVIEWS ARE THE  
TOTAL NUMBER OF  
PAGES VIEWED.

## UNIQUE VIEWS PER TAB



# ENGAGE

## EVENTS OVERVIEW

NOVEMBER 2021

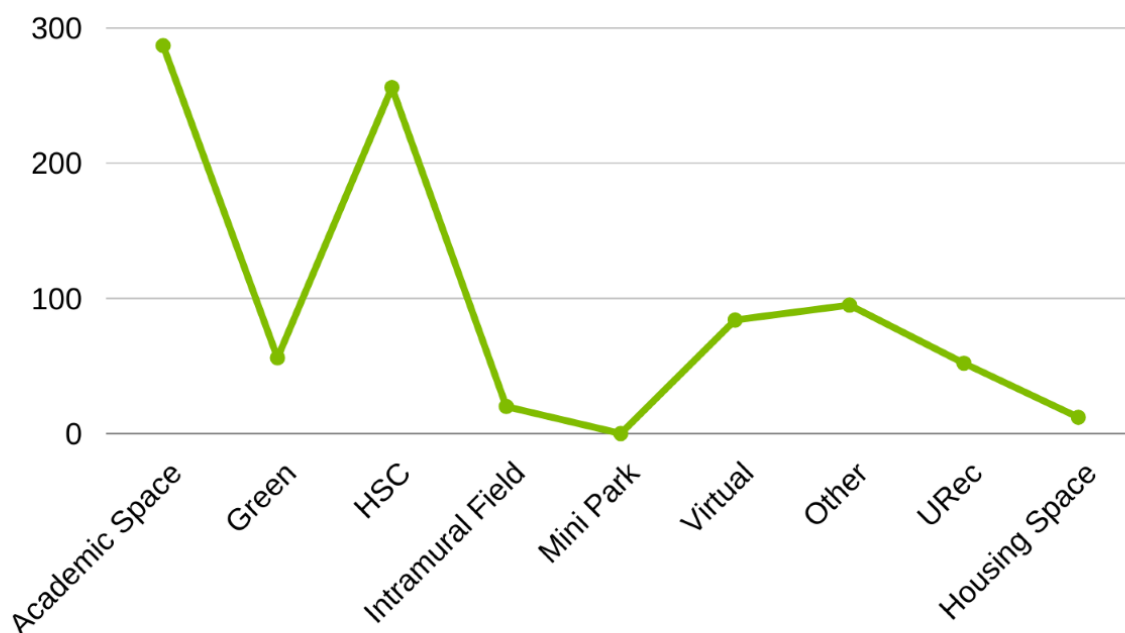
---

EVENT SUBMISSIONS **868**

**668 APPROVED**  
**200 DENIED**

---

### EVENT SUBMISSION LOCATIONS



### ***Professional Development & Contributions***

<b>Staff Member Name</b>	<b>Skill Enhancement</b>	<b>Hours</b>
Jessica Brown	WISA Table Talk-Mentorship vs Sponsorship	1
Jennifer Griffin & Lauren Cotant	NASPA-AL Board of Directors Monthly Meeting	1(x2)
Myah Morton	ACUI Webinar-eSports Foundations	1
Jessica Brown	WISA Book Club-"You Are Your Best Thing" Book Discussion	1
Jessica Brown & Jeralyn Langford	WISA Womxn Wednesday-Navigating the New Normal Pt. 2	1 (x2)
Lauren Cotant	Upward Momentum Alumnae: Community Engagement Committee	1
Jeralyn Langford & Lauren Cotant	Post-Secondary Alliance for Community Engagement (PACE) Fall Meeting	2(x2)
Lauren Cotant	Post-Secondary Alliance for Community Engagement (PACE) Exec Meeting	1
Stacy Rowan	Safe Zone Training	2
Stacy Rowan	Cultural Awareness Building Blocks	1.5
Stacy Rowan	AFA Tuesday Talks: Recruitment, Intake, and New Member Education	1
Jennifer Griffin, Lauren Cotant, and Stacy Rowan	Faculty Search Committee Training (ODEI)	4.5
Jessica Brown, Lauren Cotant, and Myah Morton	Presented on First Impact Program to the NASPA Retention & Success Knowledge Community	3
Stacy Rowan	Summit Against Hate (addressing antisemitism in FSL communities)	2
Stacy Rowan	Urban Campus Colleague Connection NASPA FSL KC	1
Jessica Brown	Womxn Wednesday: Accessibility	1

Alex Bushery	Green Zone Training	4
Lauren Cotant	Post Secondary Alliance for Community Engagement	1
Stacy Rowan	DiversiTEA: Difficult Conversations	1
Stacy Rowan	AdvanceU: The State of Hazing (understanding hazing laws by state)	1
Stacy Rowan	Translating Research to Practice: Data on the Perception of Non-Members and the Developmental Strengths of Current Fraternity & Sorority Members	1
Stacy Rowan	Peer Affinity Chat: Mid-Level Managers	1
<b>Total Hours of Professional Development:</b>		<b>38</b>