

Student Involvement & Leadership

Monthly Report

November 2023

SIL Programming:

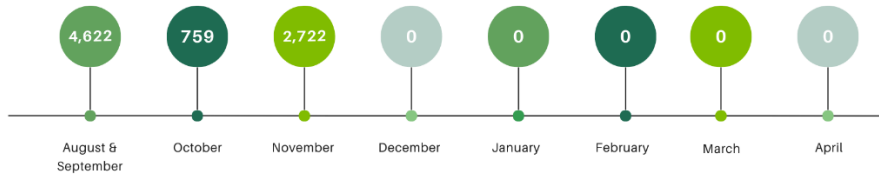
NOVEMBER PROGRAMMING

# of Events	14
# of Participants	2,722

*Homecoming events not included in October metrics

	Events	Participants
Fraternity & Sorority Life	3	95
Leadership & Service	2	431
Student Activities	9	2,196
TOTAL	14	2,722

In-Person Event Participants by Month



	AY24 YTD	AY23 YTD	AY22 YTD	AY21 YTD	AY20 YTD	AY19 YTD
# of Events	71	176	262	186	127	136
# of Participants	8,103	16,990	12,840	16,332	16,518	18,537

SIL Volunteer Data:

November 2023 - Volunteer Data

SERVICE TYPE	# of Volunteer Opportunities	# of Volunteer Registrations	# of Volunteers in Attendance	# of Community Partners	# HOURS SERVED
Signature Service: Rise Against Hunger	345	278	258	1	351
On-Going Service (Serve205)	101	68	46	8	92

9 Community Partners	304 Total Volunteer Participants	443 Total Hours Served	\$12,643 Economic Impact
-------------------------	-------------------------------------	---------------------------	-----------------------------

SIL Advising Contributions:

NOVEMBER ADVISING HOURS

Total Hours

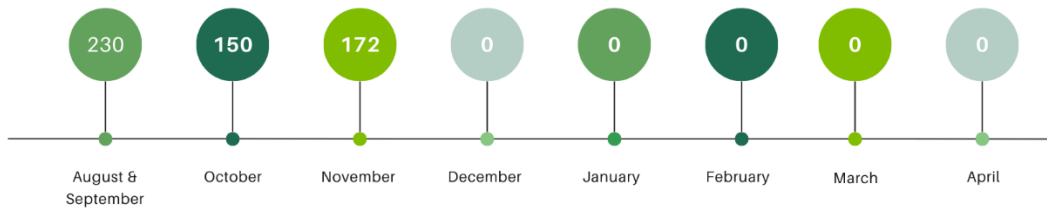
172

*Total advising hours include advising contributions from the Director that are not accounted for in the functional area breakdown in Figure 1.

Figure 1

	Total Staff	Advising Hours
Fraternity & Sorority Life	2	38
Leadership & Service	3	85
Student Activities	3	17
TOTAL	8	140

Hours by Month



	<i>Aug/Sept</i>	<i>Oct.</i>	<i>Nov.</i>	<i>Dec.</i>	<i>Jan.</i>	<i>Feb.</i>	<i>March</i>	<i>April</i>	<i>YTD Total</i>
2022-2023	328	179	167	36	137	145	162	91	1,245
2021-2022	550	148	173	82	129	104	126	82	1,312
2020-2021	295	105	95	30	71	91	141	89	887
2019-2020	187	121	121	23	141	149	259	64	1,042
2018-2019	268	173	135	17	110	272	343	115	1,416

Student Org Event Overview

The following data was pulled using the Engage Branch Event Dashboard. Data reflects all student organization events that have been registered on Engage. Attendance data is based on participant tracking through Engage.

ENGAGE Event Data

EVENT ATTENDANCE



6,000
Attendees
Recorded



3,446
Unique
Attendees

613
Total
Events



182

Unique
Organizations
Hosted Events



1.63%

Events hosted
virtually



49

Average
Attendance



1,077

Best Attended
Event

Blazer
Showdown
Hosted by: Blazer
Spirit Council

Program Spotlight: Homecoming 2023



2023 Homecoming Spirit Week

Participant Summary

EVENT OVERVIEW

5 Events | 1,650 Total Participants

The Blazer Spirit Council hosts a series of student-facing events focused on celebrating institutional pride and UAB traditions. Below are some of the week's key events and their participant count.

EVENTS BY WEEK

Key Event

Participants

1

**Movie on
the Green**

137

October 31, 2023

2

**Blaze the
Night Block
Party**

266

November 1, 2023

3

**Blazer
Showdown**

1077

November 2, 2023

4

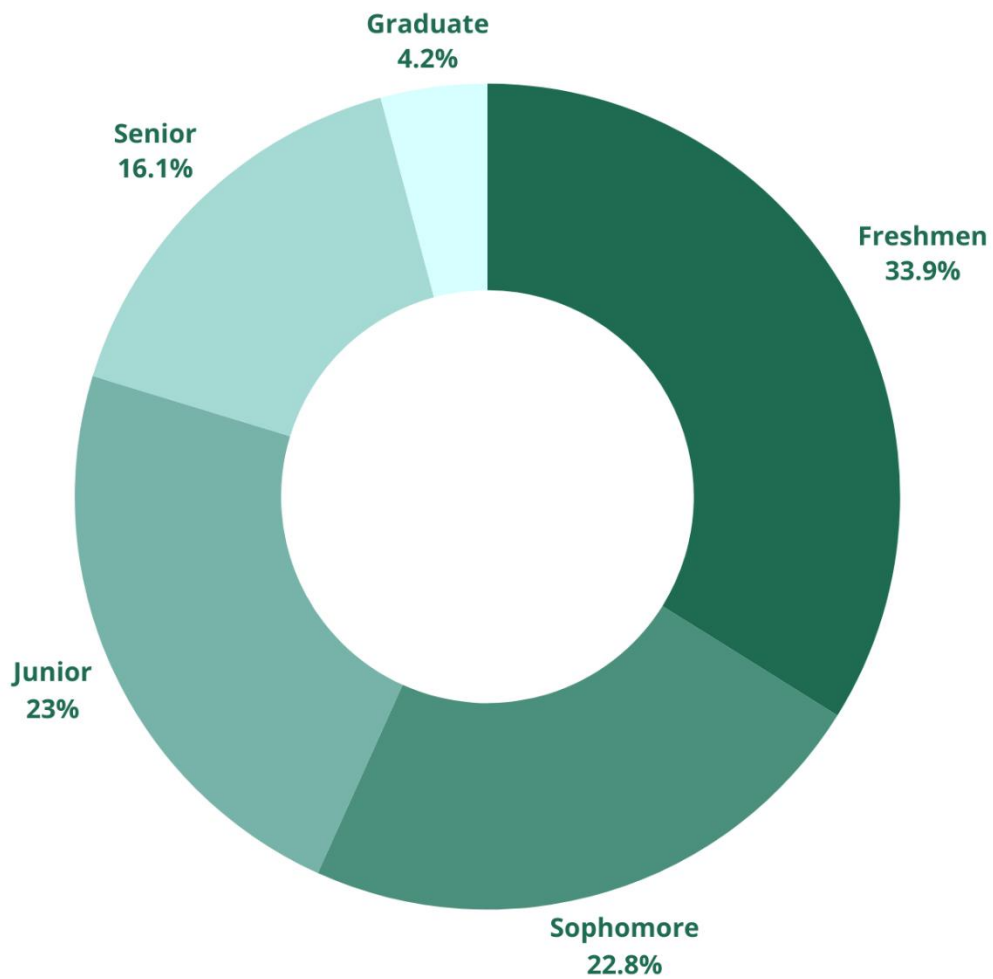
**Student
Tailgate**

510

November 4, 2023



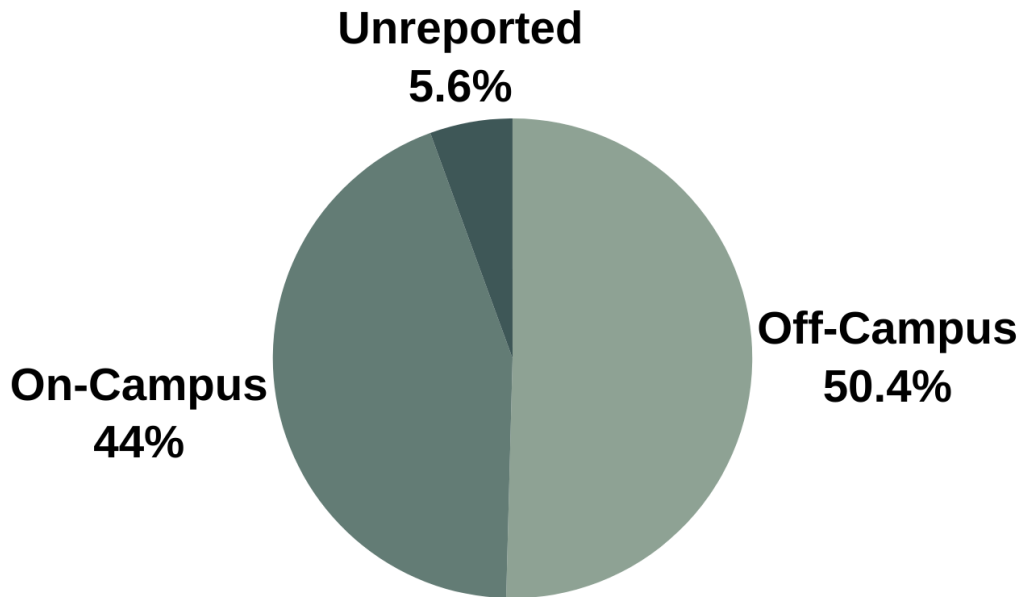
Participant Classification



PARTICIPANT OVERVIEW

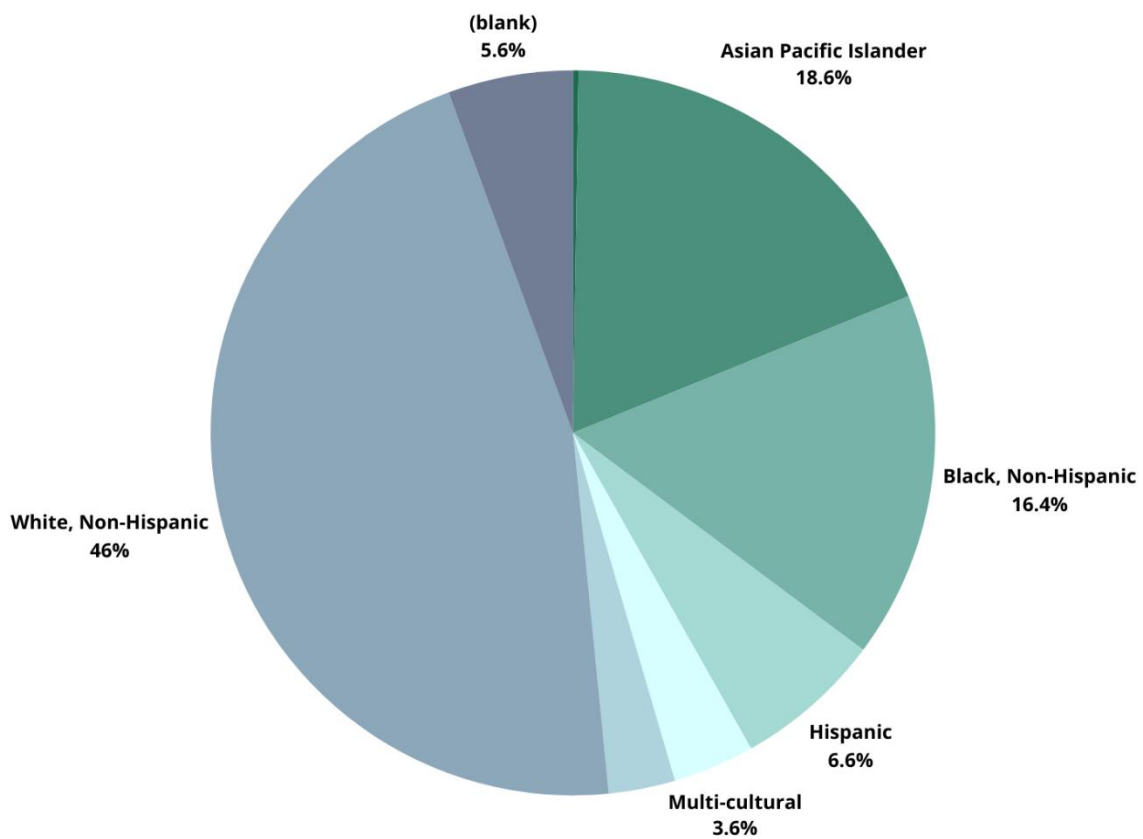
Events | 1,650 Total Participants
1,558 Unique Participants

Participant Residence





Participant Ethnicity





PARTICIPANT ENGAGEMENT

20%



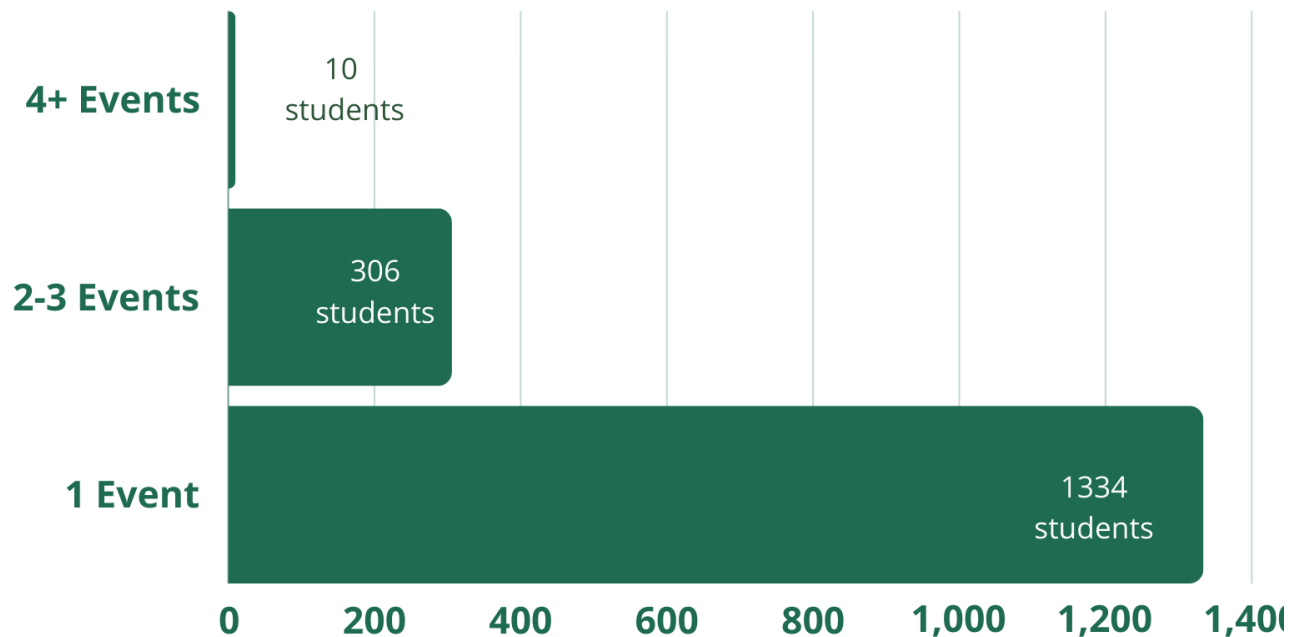
of participants
attended 2 or more
events during
Homecoming Spirit
Week

83%



of participants
attended 1 event
during the first four
weeks

Participant Engagement





Comparative Data

Fall 2022-Fall 2023

3% ↑


of participants who attended the
Student Tailgate compared to Fall
2022

38% ↑

of orgs/ depts. who
participated in the HC parade
compared to Fall 2022

22% ↑

number of FSL teams participating
in the Blazer Spirit Competition
compared to Fall 2022.



Signature Event Spotlight: Miss UAB Scholarship Competition

Miss UAB Scholarship Competition



Saturday, November 11, 2023

9 Total Contestants


\$6,000

Total Scholarship
Funds Awarded

\$1,200

Scholarships Awarded for
Competition Participants in the
following categories:

- *Spirit*
- *Talent*
- *Social Change*
- *Congeniality*

Miss

*Congeniality
Award*

Reese Lowery

\$100

In Scholarships

Social

*Change
Award*

Tegan Thornton

\$500

In Scholarships

2nd

Runner Up

Priscilla Moyana

\$800

In Scholarships

1st

Alternate

Ashlyn Hill

\$1,400

In Scholarships


**Miss
UAB
2024**

Major: English

Hometown: Cullman, AL

Community Service Initiative: Royal
Family Kids Camp

Total Scholarships Won: \$2,400

- Miss UAB Scholarship-\$2,200
- Spirit Award-\$200

Lacey



Signature Service Spotlight: Rise Against Hunger

Rise Against Hunger was hosted by the UAB Leadership & Service Council on Tuesday, November 12, 2023, during National Hunger & Homelessness Awareness Week. More than 250 students gathered to package meals which will be distributed globally to communities in need.



Tuesday, November 12, 2023

Hosted by the UAB Leadership & Service Council

Total Meals Packaged: 20,160

Total Hours of Service: 351

Total Volunteers: 258

41% of Volunteers Attended 2+ Shifts



The volunteer count does not account for students that assisted with the setup and breakdown of the event.

× × × × **Volunteers Per Shift**

106

Shift 1



123

Shift 3



122

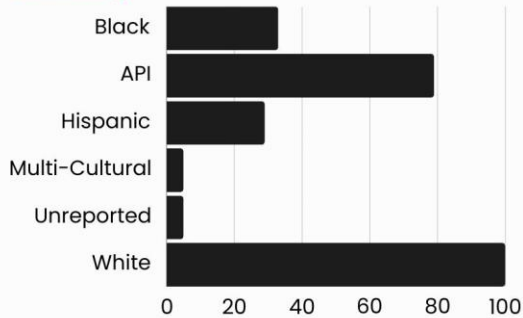
Shift 2



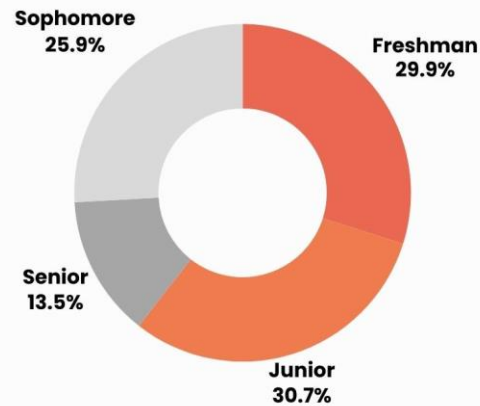
× × × ×

Volunteer Demographics

Ethnicity



Classification



On-Campus Residents



 **RISE AGAINST HUNGER** ● ● ●

× × × ×

Volunteer Quote

“The sense of community and making new connections while serving was amazing. I found myself laughing and talking, but also learning to work efficiently, with people I have never met before. Besides knowing that they were volunteering for the same cause, I knew nothing about them but I was able to connect with them!”



 **RISE AGAINST HUNGER** ● ● ●

AY24 Goal Progress

NOVEMBER GOAL PROGRESS

Student Involvement & Leadership

Engagement & Learning

In AY24, Student Involvement & Leadership will increase the number of undergraduate students who participate in SIL sponsored activities by 13% through the evaluation of programmatic format, promotion, and means of access.

Action Step

Increase fraternity and sorority community membership by a minimum of 3% through chapter growth and council expansion.

Progress:

*For the first time since Fall 2020, the membership for the fraternity and sorority community exceeds 1,000 members for a total fall-to-fall membership increase of 10.3%.
Total community members = 1,003*

Status: *Completed*

NOVEMBER GOAL PROGRESS

Student Involvement & Leadership

Engagement & Learning

In AY24, Student Involvement & Leadership will increase the number of undergraduate students who participate in SIL sponsored activities by 13% through the evaluation of programmatic format, promotion, and means of access.

Action Step

Increase senior student participation in Homecoming activities by modifying promotional strategies and program format to align with the Final Year Experience initiative.

Progress:

A total of 4 student events were hosted as a part of the Homecoming Spirit Week with a total of 1,650 participants. 15.21% of those participants were classified as seniors which is a 4% increase from fall 2022.

Status: *Completed*

NOVEMBER

GOAL PROGRESS

Student Involvement & Leadership

Community Engagement

In AY24, Student Involvement & Leadership will implement a formal model for critical reflection for all events that provide space for students to engage with the Birmingham community, strengthening their ability to make the community a priority in their values and actions.

Action Step

Incorporate intentional education and reflection into Rise Against Hunger service initiatives, resulting in heightened interest in future community engagement experiences and opportunities to eradicate hunger.

Progress:

Hosted a total of 258 volunteers through Rise Against Hunger on Tuesday, November 12th. Students completed 351 service hours while packaging 20,160 meals for Rise Against Hunger. See signature service highlight for demographic information and qualitative data.

Status: *In Progress*

