

Student Involvement & Leadership

Monthly Report






April 2023

SIL Programming:

	Virtual	In-Person	AY23 YTD	AY22 YTD	AY21 YTD	AY20 YTD	AY19 YTD
# of Events	0	21	176	262	186	127	136
# of Participants	0	3,191	16,990	12,840	16,332	16,518	18,537

SIL Service Opportunities:

April 2023- Volunteer Data

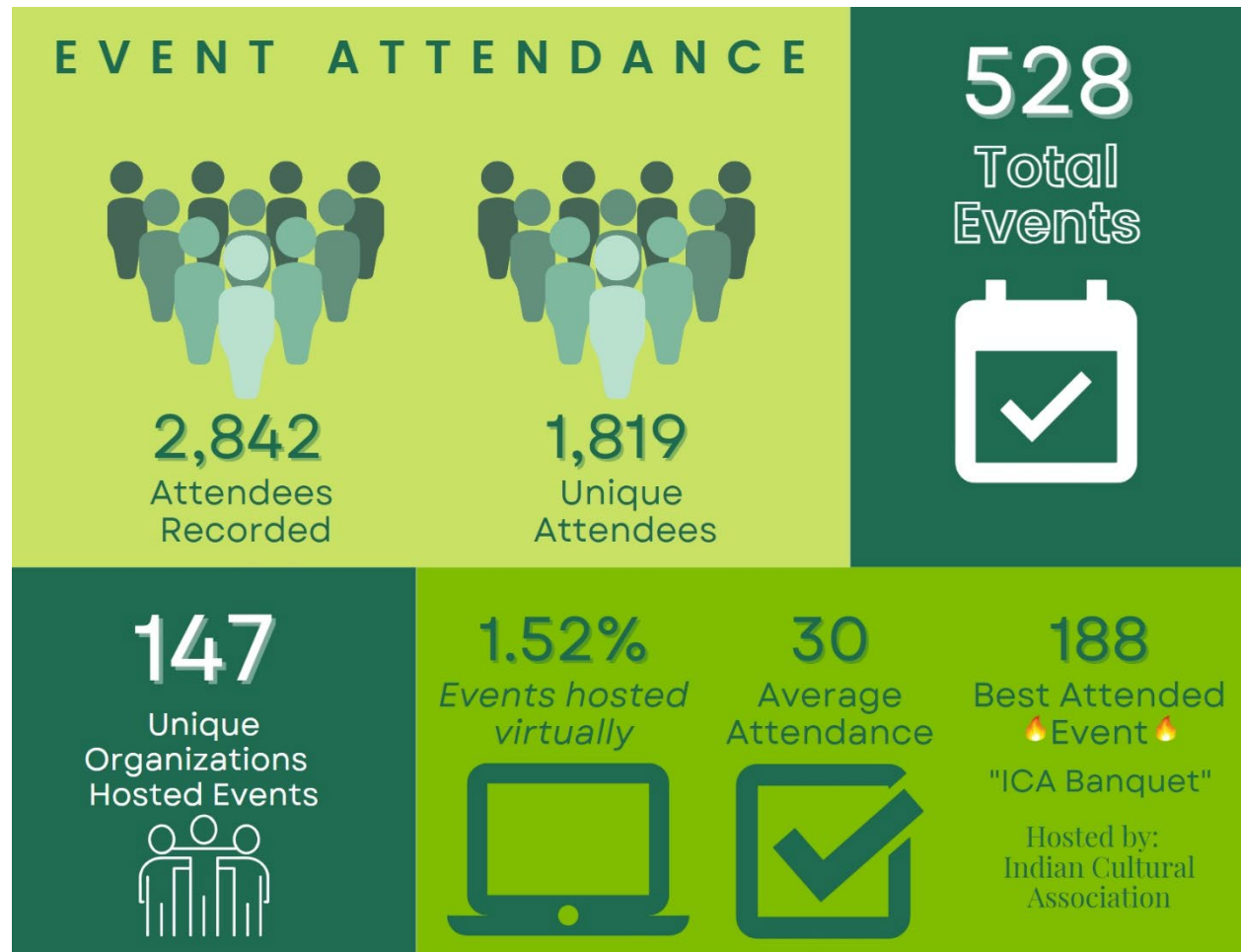
SERVICE TYPE	 # of Volunteer Opportunities	 # of Volunteer Registrations	 # of Volunteers in Attendance	 # of Community Partners	 # HOURS SERVED
Signature Service: <i>No signature events hosted</i>	0	0	0	0	0
On-Going Service (Serve205)	55	28	25	4	49
4 *The number above reflects unique partners. <i>Community Partners</i>	25 <i>Total Volunteer Participants</i>	49 <i>Total Hours Served</i>	\$1,398 <i>Economic Impact</i>		

SIL Advising Contributions:

	Aug/Sept	Oct.	Nov.	Dec.	Jan.	Feb.	March	April	YTD Total
2022-2023	328	179	167	36	137	145	162	91	1,245
2021-2022	550	148	173	82	129	104	126	82	1,312
2020-2021	295	105	95	30	71	91	141	89	887
2019-2020	187	121	121	23	141	149	259	64	1,042
2018-2019	268	173	135	17	110	272	343	115	1,416
2017-2018	166	95	148	25	181	286	345	148	1,369

Student Org Event Overview

The following data was pulled using the Engage Branch Event Dashboard. Data reflects all student organization events that have been registered on Engage. Attendance data is based on participant tracking through Engage.



Event Spotlight: Student Excellence Awards



STUDENT EXCELLENCE

SATURDAY, APRIL 1, 2023

Awards

Individual Awards

Campus Commitment
5 NOMINATIONS

Excellence in Service
15 NOMINATIONS

**Outstanding Graduate
Scholastic Achievement**
10 NOMINATIONS

**Outstanding Undergraduate
Scholastic Achievement**
18 NOMINATIONS

Rising Star
5 NOMINATIONS

Social Change
6 NOMINATIONS

Student Employee of the Year
5 NOMINATIONS

Outstanding Student Leader
18 NOMINATIONS

TOTAL
Individual Nominations

82

TOTAL
*Staff & Org
Nominations*

48

Staff Awards

**Student Organization
Advisor of the Year**
17 NOMINATIONS

Supervisor of the Year
6 NOMINATIONS

Organization Awards

Campus Impact
4 NOMINATIONS

**Commitment to Community
Engagement**
4 NOMINATIONS

Outstanding New Organization
5 NOMINATIONS

**Outstanding Student
Organization**
12 NOMINATIONS



TOTAL
Attendance

86



STUDENT EXCELLENCE

SATURDAY, APRIL 1, 2023

Awards



2023 STUDENT EXCELLENCE AWARD RECIPIENTS



Soleil Wallen

RIISING STAR
AWARD RECIPIENT



Courtney Swain

OUTSTANDING GRADUATE
STUDENT LEADER
AWARD RECIPIENT



Kian Kolahdouzan

OUTSTANDING UNDERGRADUATE
STUDENT LEADER
AWARD RECIPIENT



STUDENT EXCELLENCE

SATURDAY, APRIL 1, 2023

Awards



Shaurita Hutchins

CAMPUS COMMITMENT
AWARD RECIPIENT



Raiful Hasan

OUTSTANDING GRADUATE
SCHOLASTIC ACHIEVEMENT
AWARD RECIPIENT



Madelynne Walczak

SOCIAL CHANGE
AWARD RECIPIENT



Doreen Brikorang

EXCELLENCE IN SERVICE
AWARD RECIPIENT



Jade Bustos

STUDENT EMPLOYEE
OF THE YEAR
AWARD RECIPIENT



2023 Emcees

KYLE ADAMS AND EMMA TERRY

NOT PICTURED
Janelle Mia Guillermo
Undergraduate Scholastic Achievement
Award Recipient



STUDENT EXCELLENCE

SATURDAY, APRIL 1, 2023

Awards



Daniel Blackwood

STUDENT ORGANIZATION ADVISOR
OF THE YEAR
AWARD RECIPIENT



Shantay Williams

SUPERVISOR OF THE YEAR
AWARD RECIPIENT



Informatics Club

CAMPUS IMPACT
AWARD RECIPIENT



Bangladeshi Student Association

COMMITMENT TO COMMUNITY
ENGAGEMENT
AWARD RECIPIENT



STUDENT EXCELLENCE

SATURDAY, APRIL 1, 2023

Awards



Women in Tech

OUTSTANDING NEW
ORGANIZATION
AWARD RECIPIENT



UAB PRCA/PRSSA

OUTSTANDING STUDENT
ORGANIZATION
AWARD RECIPIENT

Program Spotlight: Grad Week

GRAD WEEK

Spring 2023

Hosted by the Blazer Spirit Council



Grad Brunch

Sunday, April 23
Attendance: 98



Movie Night

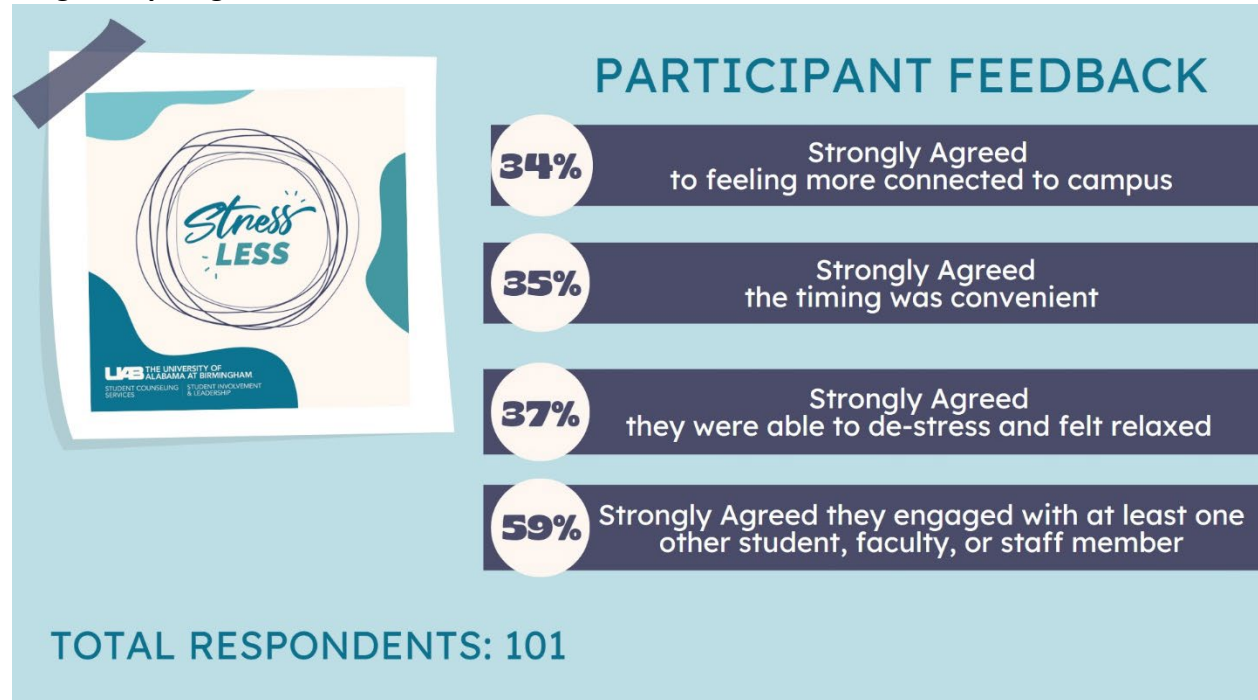
Monday, April 24
Attendance: 21

Cookies & Canvas

Tuesday, April 25
Attendance: 20



Program Spotlight: Stress Less Week



Stress Less Week Attendance	EVENT	Monday April 17th	Tuesday April 18th	Wednesday April 19th	Thursday April 20th
	Spring Fest at Stress Less	1,512			
	Yoga At The Solar House	8			
	Halfway There Bash		129		
	Blazer Bash Car Smash		125		
	Yoga On The Green			22	
	Karaoke Night			73	
	You're A Smart Cookie				308
	Peer Wellness Showcase				79
	Participants: 2,256				

Engage Overview:

ENGAGE

DATA ANALYTICS APRIL 2023

USERS **7,210**

COMPARATIVE DATA

20% DECREASE IN USERS
COMPARED TO APRIL 2022

SESSIONS
13,781

COMPARATIVE DATA **16%** DECREASE IN SESSIONS
COMPARED TO APRIL 2022

A SESSION IS THE TIME PERIOD A USER IS ACTIVELY ENGAGED WITH THE WEBSITE.

TOP 3 EVENTS VISITED

- 1.EID Celebration
a.167 views
2. Grad Brunch
a. 153 views
3. Grad Week: Cookies & Canvas
a. 99 views

TOP 5 ORGANIZATIONS

- 1.Delta Sigma Theta
a.244 views
- 2.USGA
a.174 views
- 3.BSAC
a.95 views
- 4.UAB FSL
a.82 views
- 5.Alpha Kappa Alpha
a.98 views

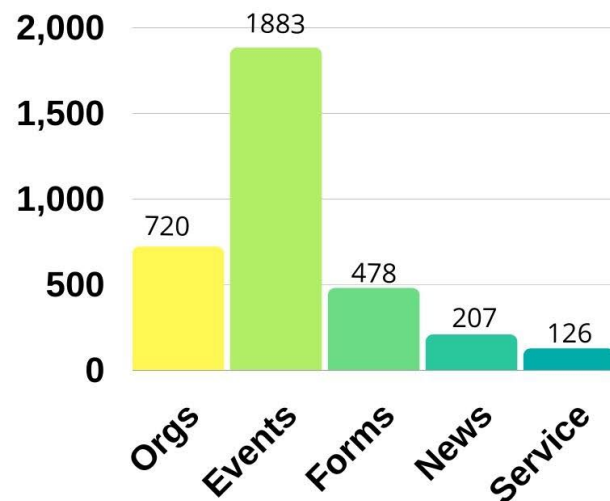
PAGEVIEWS

61,557

COMPARATIVE DATA **39%** DECREASE IN PAGEVIEWS
COMPARED TO MARCH 2022

PAGEVIEWS ARE THE TOTAL NUMBER OF PAGES VIEWED.

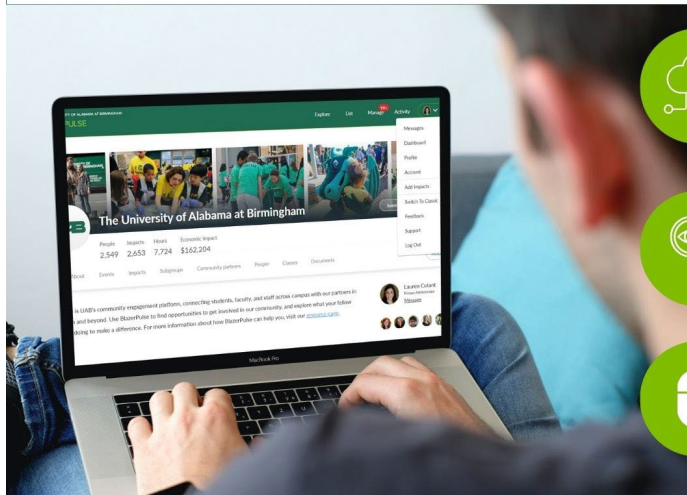
UNIQUE VIEWS PER TAB



BlazerPulse Overview:



April 2023
Google Analytics



4,548
Users

An individual who interacts with your website or app.
Each user can visit your website multiple times.

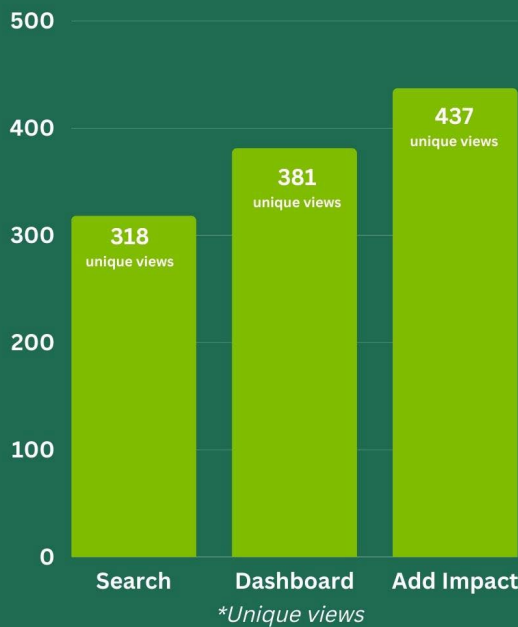


33,203
Pageviews

Pageviews are the total number of pages viewed.



262 Impacts
585 Hours
182 Registrations



Google Analytics

Top Pageviews

- 1** Blazer Kitchen
264 unique views
- 2** Miracle League Gardendale (SHP)
132 unique views
- 3** Equal Access Birmingham (SOM)
99 unique views
- 4** Undergrad Research - Judge Reg.
86 unique views
- 5** Social Work Practice Lab II
58 unique views

210

Student Body Impacts

"Impact" is a term to describe all potential forms of community engagement. An impact can be described as funds donated, funds raised, goods donated, hours trained, and, most often, volunteer hours served.

468

Student Body Service Hours

"Service Hours" are hours that someone has served or volunteered.

24% of the impacts reported were associated to a student organization.

Impacts by Classification

