

Student Involvement & Leadership

Monthly Report

January 2022

SIL Programming:






	Virtual	In-Person	AY22	AY21	AY20 YTD	AY19 YTD
# of Events	8	2	141	186	127	136
# of Participants	573	24	9,068	16,332	16,518	18,537

- In-person events were suspended for the month of January. The only in-person events that were able to continue were classroom presentations.

SIL Service Opportunities:

In-person service was cancelled due to a suspension of in-person events. 1 virtual service opportunity was offered in January.

Monthly Volunteer Data

SERVICE TYPE	 #of Volunteer Opportunities	 #of Volunteer Registrations	 #of Volunteers in Attendance	 #of Community Partners	 # HOURS SERVED
MLK's Beloved Community (<i>cancelled</i>)	0	0	0	0	0
On-Going Service (Serve205)	32	14	5	1	3

1 <i>Community Partners</i>	5 <i>Total Volunteer Participants</i>	15 <i>Total Hours Served</i>	\$81 <i>Economic Impact</i>
---------------------------------------	---	--	---------------------------------------

SIL Advising Contributions:

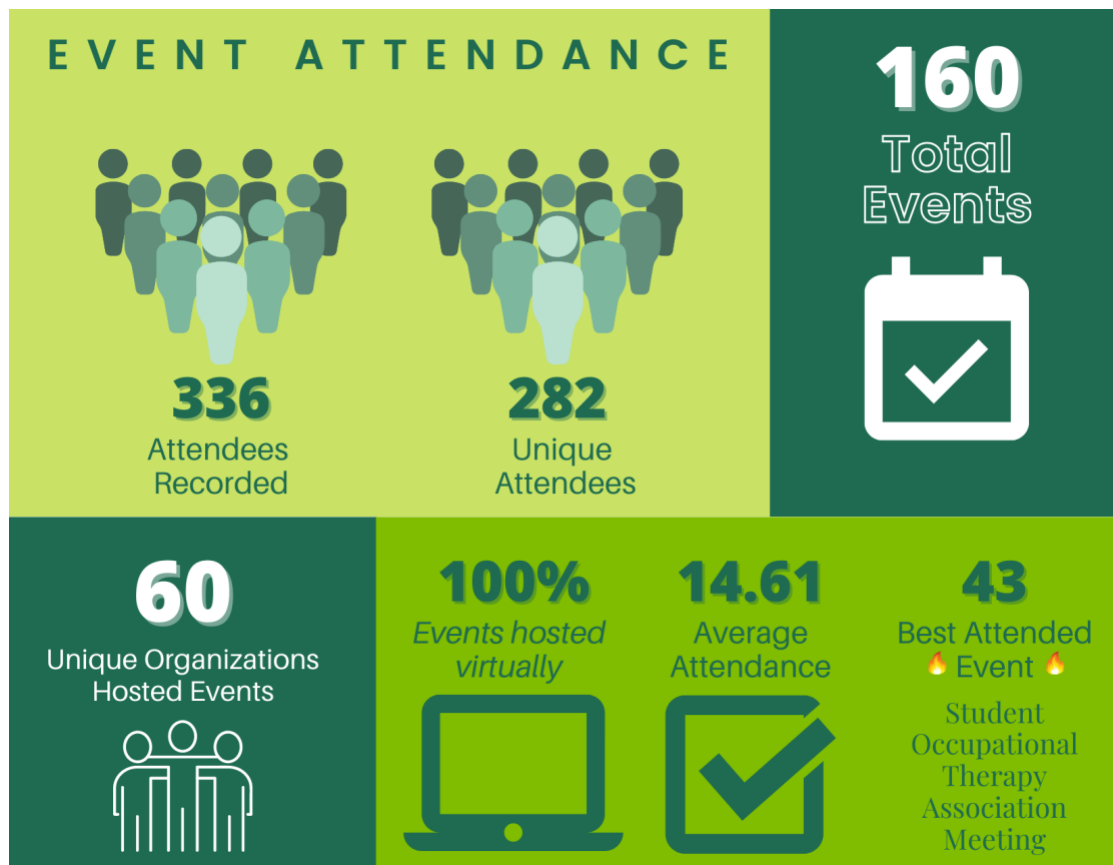
	Aug/Sept	Oct.	Nov.	Jan.	Feb.	March	April	YTD Total
2021-2022	550	148	173	129				698
2020-2021	295	105	95	71	91	141	89	887
2019-2020	187	121	121	141	149	259	64	1,042
2018-2019	268	173	135	110	272	343	115	1,416
2017-2018	166	95	148	181	286	345	148	1,369

*2021-2022 SIL down 3 FTE in Aug/Sep, Oct., Nov., Jan.

*2020-2021 SIL down 2 FTE in Oct., Nov., Jan., Feb., and Apr.

Student Org Event Overview-January 2022

The following data was pulled using the Engage Branch Event Dashboard. Data reflects all student organization events that have been registered on Engage. Attendance data is based on participant tracking through Engage.



Event Spotlight: Resolve to Get Involved

Resolve to Get Involved was a passive program hosted by the Office of Student Involvement & Leadership and the UAB Pathfinders. This program was developed in response to the cancellation of the Spring Involvement Fair due to the suspension of in-person events during the month of January. For the month of January, a resolutions' board was placed outside of the SIL office. Students were challenged to place a pin in the category of involvement that they resolved to grow in. Students' pins were color-coded by their classification, and they were able to select from the following four categories:

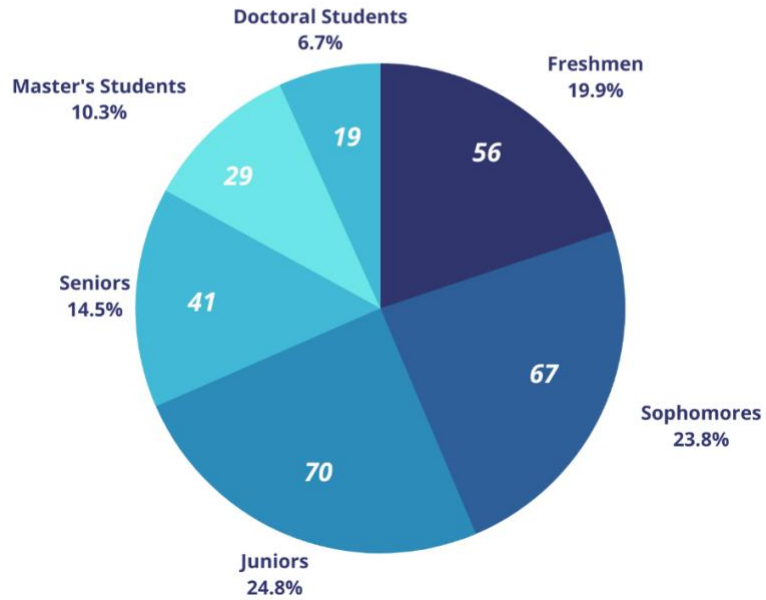
- Starting a new Organization
- Joining a new Organization
- Being more active in current organization(s) or applying for a leadership position
- Registering to volunteer on BlazerPulse

As a result, SIL and the UAB Pathfinders were able to capture **282 students' involvement resolutions**. The graphics below reflect the breakdown of the program data.

Resolve to GET INVOLVED

TOTAL PARTICIPANTS: 282

PARTICIPANT CLASSIFICATIONS



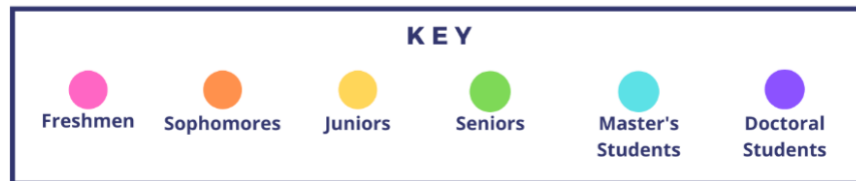
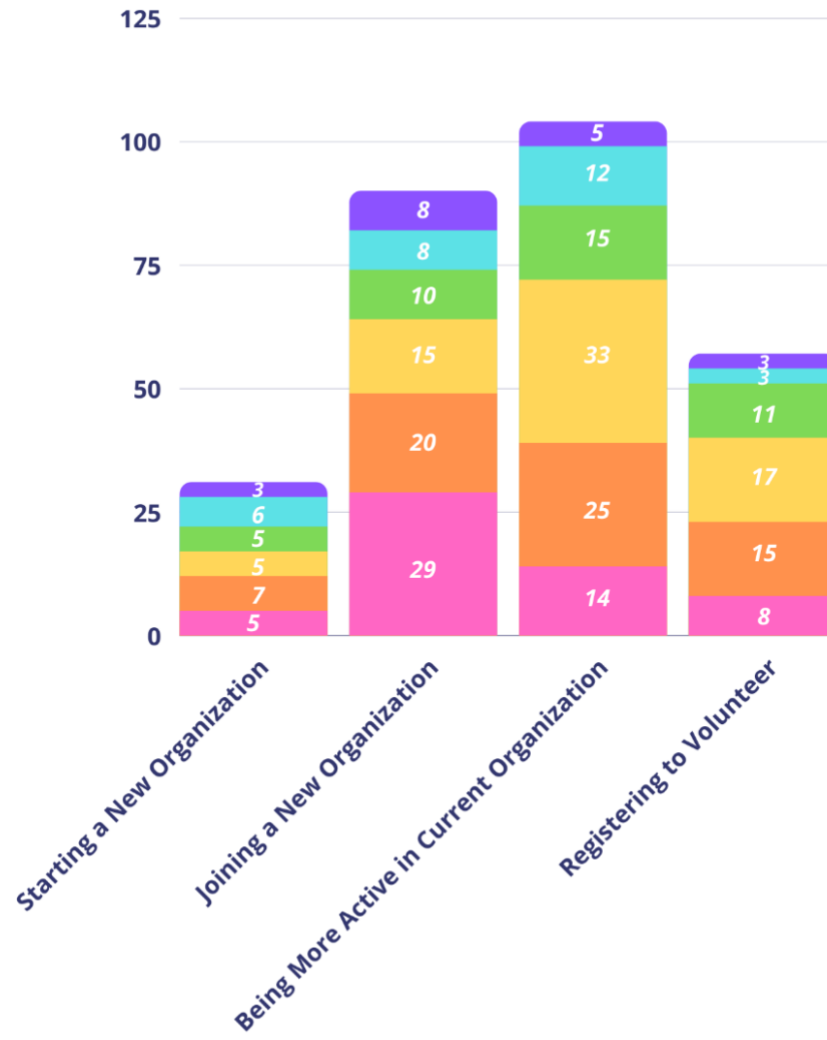
PARTICIPANT RESPONSES

Total Responses



PARTICIPANT RESPONSES

Responses by Participant Classification



ENGAGE

DATA ANALYTICS-JANUARY 2022

USERS

7,768

COMPARATIVE DATA

56% INCREASE IN USERS
COMPARED TO JANUARY 2021

SESSIONS

16,568

A SESSION IS THE TIME
PERIOD A USER IS
ACTIVELY ENGAGED
WITH THE WEBSITE.

COMPARATIVE DATA

69% INCREASE IN SESSIONS
COMPARED TO JANUARY 2021

TOP 3 EVENTS VISITED

1. Delta Sigma Theta Sorority, Inc. Rush
a. 387 views
2. USGA Fall 2022 Budget Info Session
a. 326 views
3. RA Interest Session
a. 155 views

TOP 5 ORGANIZATIONS

1. Delta Sigma Theta Sorority, Inc.
a. 1,067 views
2. Alpha Kappa Alpha Sorority, Inc.
a. 825 views
3. College Panhellenic Council
a. 578 views
4. Trailblazers
a. 420 views
5. USGA
a. 391 views

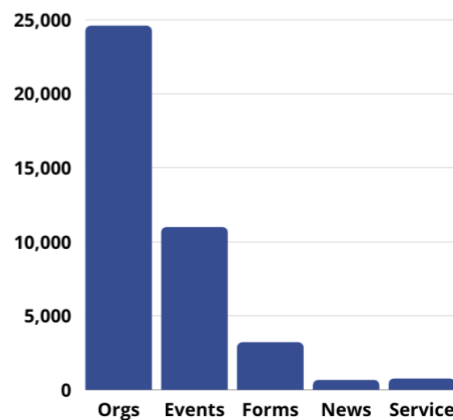
PAGEVIEWS

138,720

COMPARATIVE DATA

69% INCREASE IN PAGEVIEWS
COMPARED TO JANUARY 2021

UNIQUE VIEWS PER TAB



Professional Development & Contributions

Staff Member Name	Skill Enhancement	Hours
Jessica Brown	WISA Table Talk-Mentorship vs Sponsorship	1
Jennifer Griffin & Lauren Cotant	NASPA-AL Board of Directors Monthly Meeting	1(x2)
Myah Morton	ACUI Webinar-eSports Foundations	1
Jessica Brown	WISA Book Club-"You Are Your Best Thing" Book Discussion	1
Jessica Brown & Jeralyn Langford	WISA Womxn Wednesday-Navigating the New Normal Pt. 2	1 (x2)
Lauren Cotant	Upward Momentum Alumnae: Community Engagement Committee	1
Jeralyn Langford & Lauren Cotant	Post-Secondary Alliance for Community Engagement (PACE) Fall Meeting	2(x2)
Lauren Cotant	Post-Secondary Alliance for Community Engagement (PACE) Exec Meeting	1
Stacy Rowan	Safe Zone Training	2
Stacy Rowan	Cultural Awareness Building Blocks	1.5
Stacy Rowan	AFA Tuesday Talks: Recruitment, Intake, and New Member Education	1
Jennifer Griffin, Lauren Cotant, and Stacy Rowan	Faculty Search Committee Training (ODEI)	4.5
Jessica Brown, Lauren Cotant, and Myah Morton	Presented on First Impact Program to the NASPA Retention & Success Knowledge Community	3
Stacy Rowan	Summit Against Hate (addressing antisemitism in FSL communities)	2
Stacy Rowan	Urban Campus Colleague Connection NASPA FSL KC	1
Jessica Brown	Womxn Wednesday: Accessibility	1
Alex Bushery	Green Zone Training	4
Lauren Cotant	Post Secondary Alliance for Community Engagement	1

Stacy Rowan	DiversiTEA: Difficult Conversations	1
Stacy Rowan	AdvanceU: The State of Hazing (understanding hazing laws by state)	1
Stacy Rowan	Translating Research to Practice: Data on the Perception of Non-Members and the Developmental Strengths of Current Fraternity & Sorority Members	1
Stacy Rowan	Peer Affinity Chat: Mid-Level Managers	1
Alex Bushery, Jessica Brown, and Jennifer Griffin	NASPA-AL Drive-In Conference	24
Alex Bushery	NASPA-AL New Professionals Institute	2
Jessica Brown	WISA Table Talk	1
Total Hours of Professional Development:		65