

Student Involvement & Leadership

Monthly Report

February 2023

SIL Programming:

	Virtual	In-Person	AY23 YTD	AY22 YTD	AY21 YTD	AY20 YTD	AY19 YTD
# of Events	0	21	134	262	186	127	136
# of Participants	0	835	12,906	12,840	16,332	16,518	18,537

SIL Service Opportunities:

February 2023- Volunteer Data

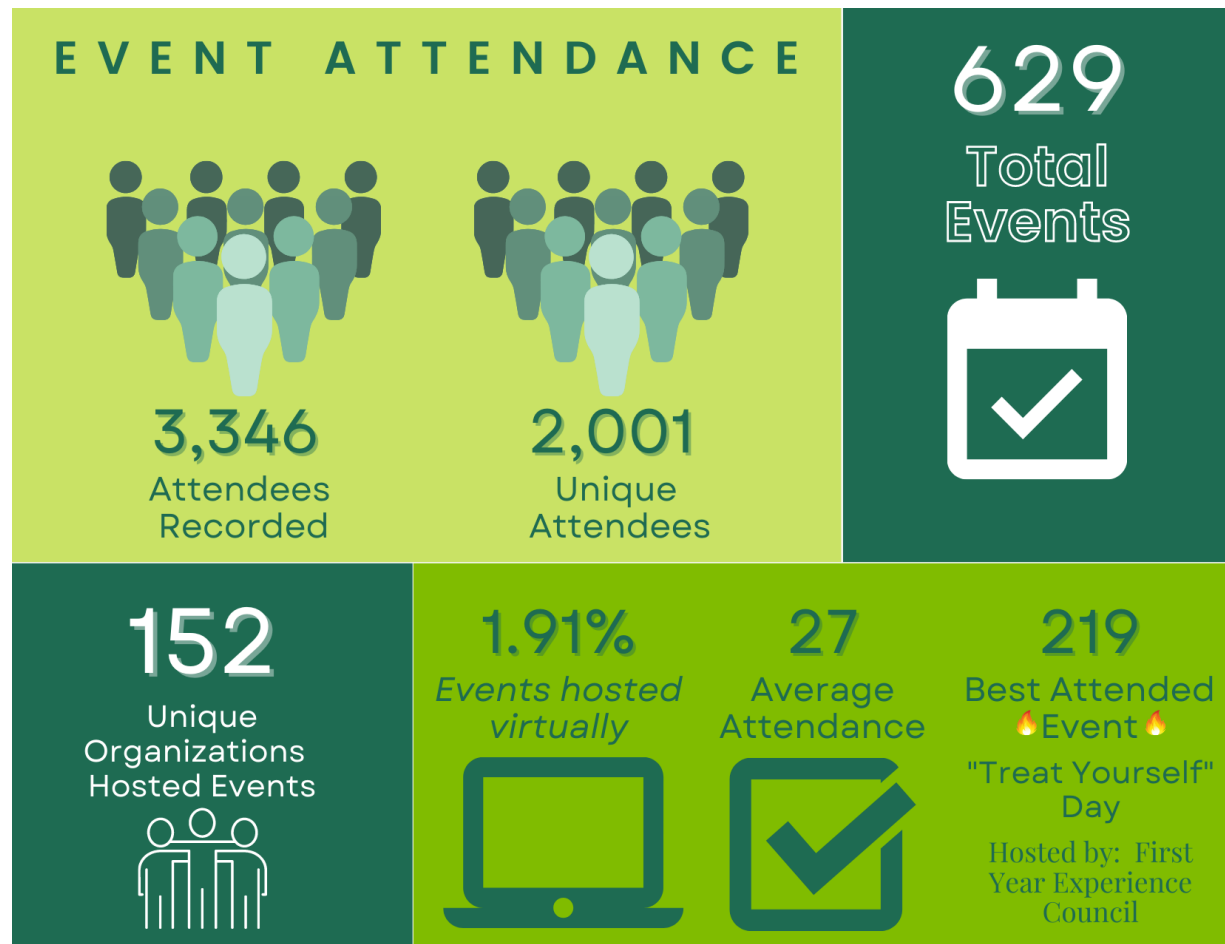


SIL Advising Contributions:

	Aug/Sept	Oct.	Nov.	Dec.	Jan.	Feb.	March	April	YTD Total
2022-2023	328	179	167	36	137	145			992
2021-2022	550	148	173	82	129	104	126	82	1,312
2020-2021	295	105	95	30	71	91	141	89	887
2019-2020	187	121	121	23	141	149	259	64	1,042
2018-2019	268	173	135	17	110	272	343	115	1,416
2017-2018	166	95	148	25	181	286	345	148	1,369

Student Org Event Overview

The following data was pulled using the Engage Branch Event Dashboard. Data reflects all student organization events that have been registered on Engage. Attendance data is based on participant tracking through Engage.



Program Spotlight: Creed Week

THE **BLAZER** WAY

UAB THE UNIVERSITY OF ALABAMA AT BIRMINGHAM

Creed Week Highlights

Honor & Integrity . Diversity . Innovation . Service . Scholarship

February 6-10, 2023

Event Summary

Events and participants only reflect activities sponsored by the Blazer Spirit Council

Monday, February 6	Merch Monday & "I Stand For"	256 attended
Tuesday, February 7	Cookies & Creed	85 attended
Wednesday, February 8	Candid Conversations	23 attended
Thursday, February 9	Spark Your Fire Arts Competition	50 attended

Total Event Participants: **414**
attended

THE **BLAZER** WAY

UAB THE UNIVERSITY OF ALABAMA AT BIRMINGHAM

Blazer Way Award Recipients

Undergraduate . Graduate . Alumni . Faculty . Staff

BLAZER WAY AWARD:
UNDERGRADUATE
RECIPIENT

Laura Van Winkle

"She's a natural leader inside and outside of the classroom. Her commitment to to the wellbeing and independence of their country underlines her commitment to service as a Blazer and beyond."



BLAZER WAY AWARD:
GRADUATE
RECIPIENT

Tandy Petrov

"Her service and involvement has impacted students by cultivating awareness of involvement opportunities and resources available to UAB's graduate student community."



BLAZER WAY AWARD:
ALUMNI
RECIPIENT

Autumn Massey-Sims

"Her positive attitude, dedication to UAB, and overall character make her an integral part of the UAB alumni community. She's quick to offer a helping hand and consistently embodies the tenets of the Blazer Way."



BLAZER WAY AWARD:
FACULTY
RECIPIENT

***Dr. Meredith
Gartin***

"She invests her time and resources into students by providing opportunities for mentorship and professional development. Her impact on campus has been demonstrated through degree development, support of student organizations, and participation in experiences like Blaze Leadership Academy."



BLAZER WAY AWARD:
STAFF
RECIPIENT

Shantay Williams

"Shantay is a servant leader who is committed to helping her peers and community members. She's a true inspiration to others and demonstrates an enthusiasm for professional growth, solidifying her position as a role model for staff at UAB."



Spark Your Fire Winners



1st

Katherine Moore

\$500

scholarship awarded



2nd

Melissa Hall

\$250

scholarship awarded

Signature Service Spotlight: Rise Against Hunger



145
service
hours

104
unique
volunteers

Setup/Cleanup
24
volunteers

Shift 1 -
69
volunteers

Shift 2 -
49
volunteers

(142 total volunteers)

Engage Overview:

ENGAGE

DATA ANALYTICS FEBRUARY 2023

USERS **9,523**

COMPARATIVE DATA

4% INCREASE IN USERS
COMPARED TO FEB 2022

SESSIONS
19,767

COMPARATIVE DATA **2%** DECREASE IN SESSIONS
COMPARED TO FEB 2022

A SESSION IS THE TIME
PERIOD A USER IS
ACTIVELY ENGAGED WITH
THE WEBSITE.

TOP 3 EVENTS VISITED

- 1.PSA's Mock Mehndi
a.415 views
- 2.Education Abroad Fair
a.413 views
- 3.AKA Skee Week
a.204 views

TOP 5 ORGANIZATIONS

- 1.AKA
a.435 views
- 2.Delta Sigma Theta
a.166 views
- 3.USGA
a.79 views
- 4.Latino Medical Student Assoc
Pre-health Latina/o/x
Undergrad Society at UAB
a.44 views
- 5.College Panhellenic Council
a.90 views

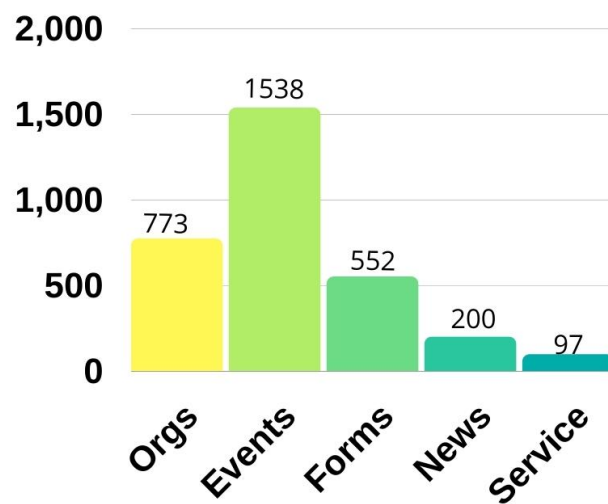
PAGEVIEWS

109,450

COMPARATIVE DATA **25%** DECREASE IN PAGEVIEWS
COMPARED TO JAN 2022

PAGEVIEWS ARE THE
TOTAL NUMBER OF
PAGES VIEWED.


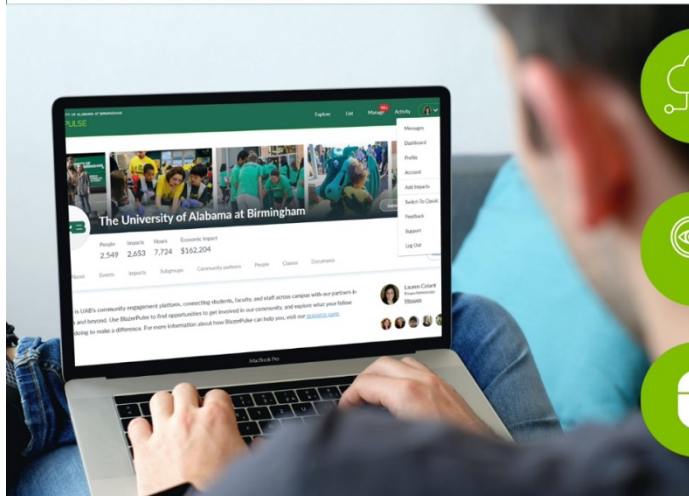
UNIQUE VIEWS PER TAB



BlazerPulse Overview:



February 2023
Google Analytics



**5,157
Users**

An individual who interacts with your website or app.
Each user can visit your website multiple times.



**41,113
Pageviews**

Pageviews are the total number of pages viewed.



**555 Impacts
1,055 Hours
389 Registrations**



Google Analytics

Top Pageviews

- 1** Blazer Kitchen
447 unique views
- 2** Rise Against Hunger
164 unique views
- 3** ReEntry Simulation
161 unique views
- 4** Pulmonary Service Learning
134 unique views
- 5** Spring Undergrad Research Expo
128 unique views

407

Student Body Impacts

"Impact" is a term to describe all potential forms of community engagement. An impact can be described as funds donated, funds raised, goods donated, hours trained, and, most often, volunteer hours served.

756

Student Body Service Hours

"Service Hours" are hours that someone has served or volunteered.

60% of the impacts reported were associated to a student organization.

Impacts by Classification

