

## Student Involvement & Leadership

# Monthly Report






## March 2022

### SIL Programming:

	Virtual	In-Person	AY22	AY21	AY20 YTD	AY19 YTD
# of Events	3	34	204	186	127	136
# of Participants	24	746	10,903	16,332	16,518	18,537

### SIL Service Opportunities:

## Monthly Volunteer Data

SERVICE TYPE	 #of Volunteer Opportunities	 #of Volunteer Registrations	 #of Volunteers in Attendance	 #of Community Partners	 # HOURS SERVED
Signature Service (Into the Streets)	209	189	143	8	286
On-Going Service (Serve205)	121	43	39	7	71

<b>15</b> <i>Community Partners</i>	<b>182</b> <i>Total Volunteer Participants</i>	<b>357</b> <i>Total Hours Served</i>	<b>\$9,706.83</b> <i>Economic Impact</i>
--	---	---	---

### SIL Advising Contributions:

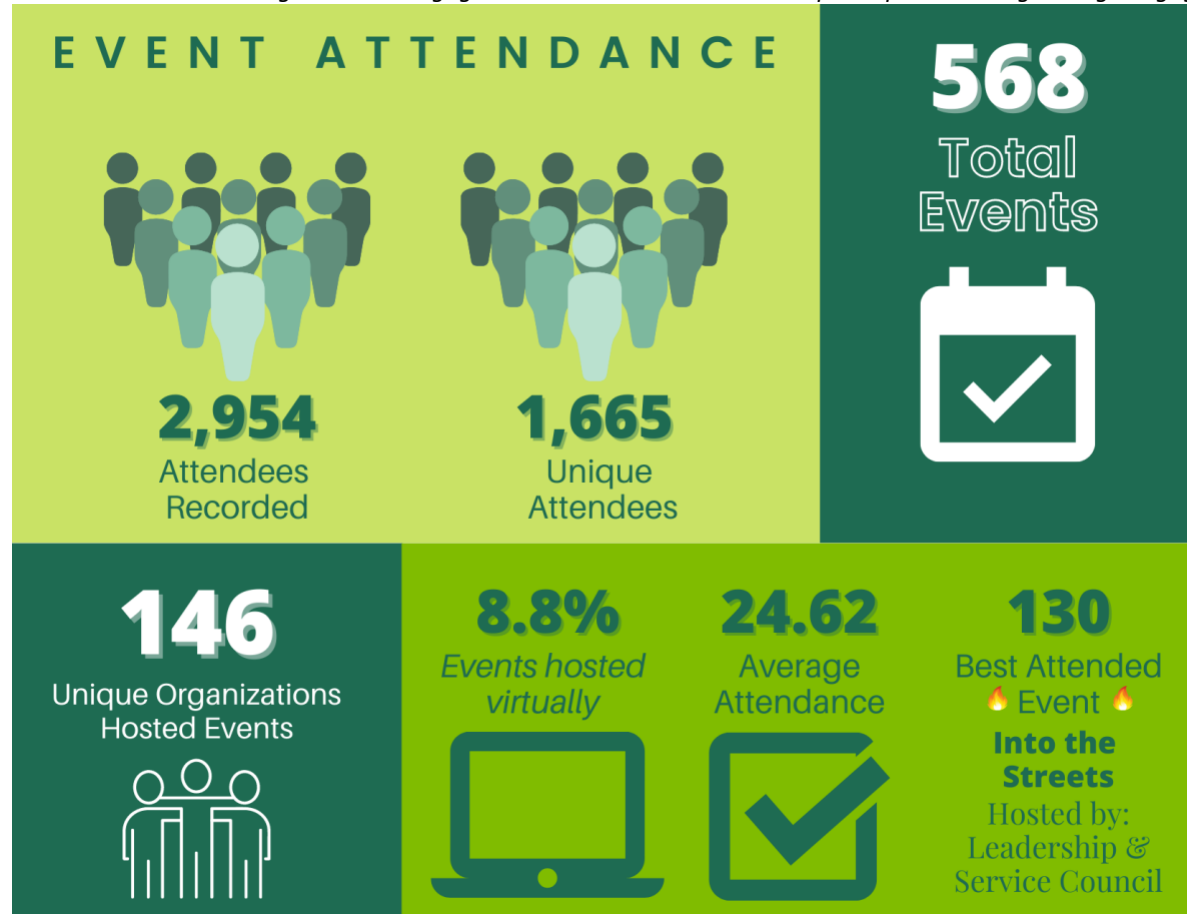
	Aug/Sept	Oct.	Nov.	Jan.	Feb.	March	April	YTD Total
2021-2022	550	148	173	129	104	126		698
2020-2021	295	105	95	71	91	141	89	887
2019-2020	187	121	121	141	149	259	64	1,042
2018-2019	268	173	135	110	272	343	115	1,416
2017-2018	166	95	148	181	286	345	148	1,369

\*2021-2022 SIL down 3 FTE in Aug/Sep, Oct., Nov., Jan. and 4 FTE in Feb., Mar., and Apr.

\*2020-2021 SIL down 2 FTE in Oct., Nov., Jan., Feb., and Apr.

## Student Org Event Overview-March 2022

The following data was pulled using the Engage Branch Event Dashboard. Data reflects all student organization events that have been registered on Engage. Attendance data is based on participant tracking through Engage.



**Event Spotlight: Badge of Distinction**



## DIVERSITY & INCLUSION MARATHONS

Monday, February 28, 2022

Friday, March 11, 2022

**54\***  
*participants!*

**\*49 Unique Participants**

**38 Student Orgs Represented**

**24 Badges Earned**

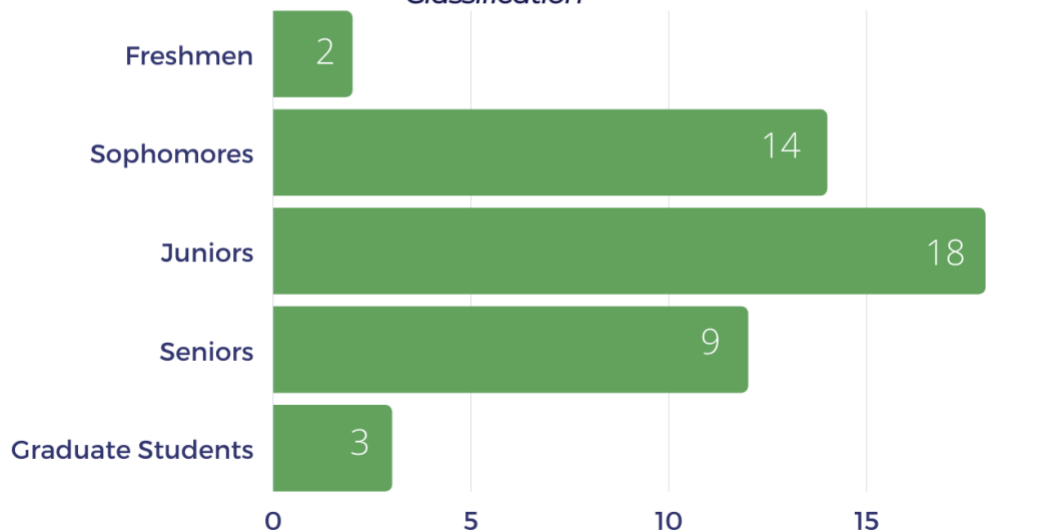
**Participation by workshop:**

Who's In the Room? - 15

Understanding Implicit Bias - 39

**Attendee  
Demographics:**

*Classification*





## DIVERSITY & INCLUSION MARATHONS

Monday, February 28, 2022

Friday, March 11, 2022

### Comparison to Spring 2021:

#### **8 Student Orgs Re-Earned the Badge\***

*\*2 orgs participated again but did not earn the Badge*

#### **16 Student Orgs Earned the Badge for the First Time**

##### Awarded Student Organizations

1. Alpha Gamma Delta
2. Alpha Omicron Pi
3. Alpha Kappa Alpha
4. Alpha Sigma Phi Fraternity
5. Alpha Xi Delta
6. Black Student Awareness Committee
7. Climb On at UAB
8. Delta Gamma
9. Disability Advocates Organization
10. Green Initiative at UAB
11. Indian Cultural Association
12. Indian Cultural Association
13. Off Campus Student Council
14. Pakistani Student Association
15. Pathfinders
16. Phi Gamma Delta
17. Public Relations Council of Alabama / Public Relations Student Society of America at UAB
18. Serve 205
19. School of Education Student Ambassadors
20. Student Affiliates of the American Chemical Society
21. Student Occupational Therapy Association (SOTA)
22. Theta Chi
23. Trailblazers
24. Undergraduate Student Government Association



## DIVERSITY & INCLUSION MARATHONS

Monday, February 28, 2022

Friday, March 11, 2022

### **Student Reflections:**

*It was eye opening to see the intersectionality of different identities and how they make us more complex.*

*The entire section about "Ability Status" stood out to me, and was something I had never really considered.*

*I really enjoyed the opportunities for both small group and large group discussion. It was very interesting to hear how different people interpreted each question.*

*I really enjoy this training. It will be beneficial for me as a leader.*

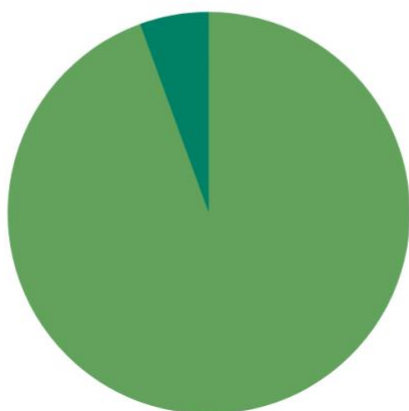
*There were various marginalized groups that I hadn't considered before. Taking this workshop helped me understand the different experiences that others can go through.*

*It was helpful to talk to other people*

### **Overall Satisfaction Levels: "I really enjoyed this presentation and would like to learn more."**

Agree, but I do not want to learn more.

3



Agree, and I would like to learn more.

51



# MENTAL HEALTH MARATHONS

Tuesday, March 8, 2022

Friday, March 11, 2022

**43\***  
*participants!*

**\*41 Unique Participants**

**37 Student Orgs Represented**

**19 Badges Earned**

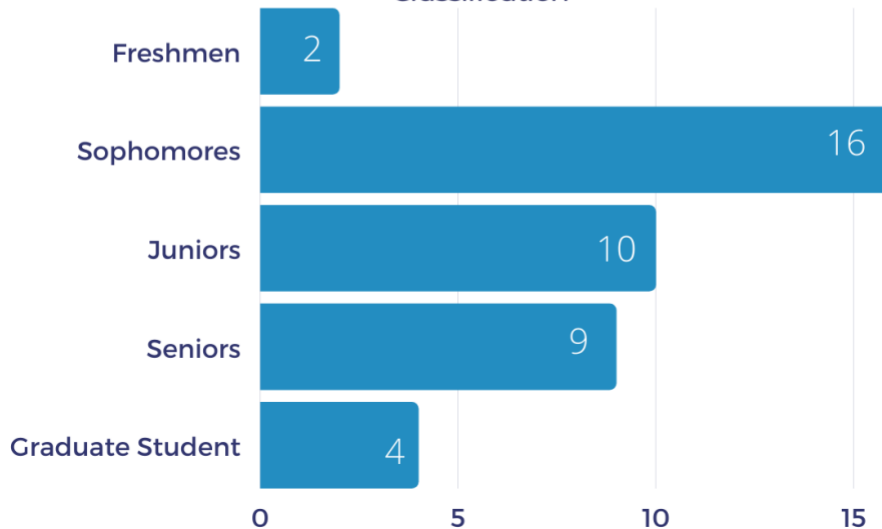
**Participation by workshop:**

QPR - 22 students

Blazers Bounce Back - 21 students

**Attendee  
Demographics:**

*Classification*





# MENTAL HEALTH MARATHONS

Tuesday, March 8, 2022

Friday, March 11, 2022

## Comparison to Spring 2021:

### **3 Student Orgs Re-Earned the Badge\***

*\*6 orgs participated again but did not earn the Badge*

### **21 Student Orgs Earned the Badge for the First Time**

#### Awarded Student Organizations

1. Alpha Omicron Pi
2. Blazer Spirit Council
3. Climb On at UAB
4. Good Games UAB
5. Green Team
6. Indian Cultural Association
7. Leadership and Service Council
8. Off Campus Student Council
9. Pakistani Student Association
10. Pre-Med Branch of AMWA at UAB
11. Public Relations Council of Alabama/ Public Relations Student Society of America at UAB
12. Serve205
13. Sigma Chi
14. Student Occupational Therapy Association
15. Theta Chi Fraternity
16. TrailBlazers
17. UAB Ambassadors
18. Undergraduate Immunology Society
19. Vietnamese Student Association





# MENTAL HEALTH MARATHONS

Tuesday, March 8, 2022

Friday, March 11, 2022

## **Student Reflections: What was the most valuable thing you learned from this training?**

*How to apply this to a real life scenario (They demonstrated and allowed us to participate on what you would do if someone really came to you about ending their life); I feel like the phrases to avoid and use about someone ending their life was very informative beneficial.*

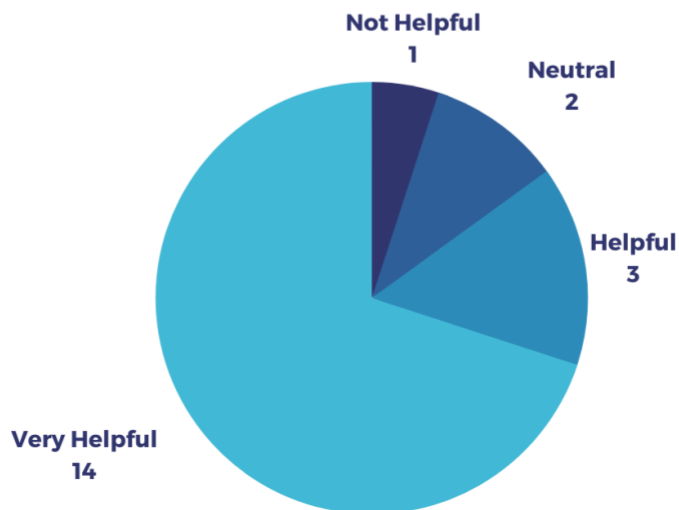
*I loved learning about the things to say & not to say related to correct language and wording.*

## **Student Reflections: Additional Comments**

*This was a great training. I definitely recommend this for every student.*

*Overall it was very interesting and interactive.*

## **Overall Satisfaction Levels:**





Event Spotlight: BlazerCon

# BLAZERCON

March 25-27, 2022

3 days

16 hours



GOOD GAMES  
UAB ESPORTS

194

total

participants



**\*Prizes sponsored by Dell and TechConnect**

# ENGAGE

DATA ANALYTICS-MARCH 2022

## USERS

9,423

### COMPARATIVE DATA

**28%** INCREASE IN USERS  
COMPARED TO MARCH 2021

## SESSIONS

20,262

A SESSION IS THE TIME  
PERIOD A USER IS  
ACTIVELY ENGAGED  
WITH THE WEBSITE.

### COMPARATIVE DATA

**34%** INCREASE IN SESSIONS  
COMPARED TO MARCH 2021

## TOP 3 EVENTS VISITED

1. Palomitas Film Series: Atempa Sueños a Orillas del Rio  
a. 1,211 views
2. SYE Prom: A Night in Hollywood  
a. 882 views  
b. KUSA's Snack Making Class  
i. 255 views

## TOP 5 ORGANIZATIONS

1. Alpha Kappa Alpha Sorority, Inc.  
a. 1,033 views
2. Peer Wellness Ambassadors  
a. 781 views
3. USGA  
a. 708 views
4. Delta Gamma  
a. 391 views
5. Queer Peers  
a. 360 views

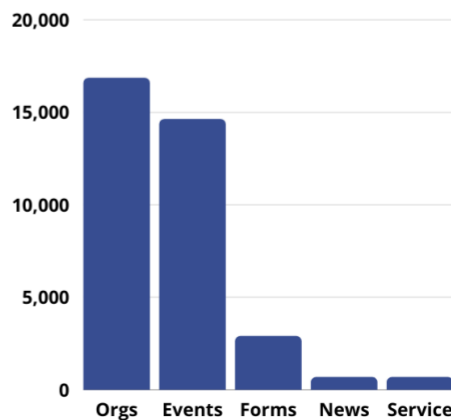
## PAGEVIEWS

136,220

### COMPARATIVE DATA

**27%** INCREASE IN PAGEVIEWS  
COMPARED TO MARCH 2021

## UNIQUE VIEWS PER TAB



### ***Professional Development & Contributions***

<b>Staff Member Name</b>	<b>Skill Enhancement</b>	<b>Hours</b>
Jessica Brown	WISA Table Talk-Mentorship vs Sponsorship	1
Jennifer Griffin & Lauren Cotant	NASPA-AL Board of Directors Monthly Meeting	1(x2)
Myah Morton	ACUI Webinar-eSports Foundations	1
Jessica Brown	WISA Book Club-"You Are Your Best Thing" Book Discussion	1
Jessica Brown & Jeralyn Langford	WISA Womxn Wednesday-Navigating the New Normal Pt. 2	1 (x2)
Lauren Cotant	Upward Momentum Alumnae: Community Engagement Committee	1
Jeralyn Langford & Lauren Cotant	Post-Secondary Alliance for Community Engagement (PACE) Fall Meeting	2(x2)
Lauren Cotant	Post-Secondary Alliance for Community Engagement (PACE) Exec Meeting	1
Stacy Rowan	Safe Zone Training	2
Stacy Rowan	Cultural Awareness Building Blocks	1.5
Stacy Rowan	AFA Tuesday Talks: Recruitment, Intake, and New Member Education	1
Jennifer Griffin, Lauren Cotant, and Stacy Rowan	Faculty Search Committee Training (ODEI)	4.5
Jessica Brown, Lauren Cotant, and Myah Morton	Presented on First Impact Program to the NASPA Retention & Success Knowledge Community	3
Stacy Rowan	Summit Against Hate (addressing antisemitism in FSL communities)	2
Stacy Rowan	Urban Campus Colleague Connection NASPA FSL KC	1
Jessica Brown	Womxn Wednesday: Accessibility	1
Alex Bushery	Green Zone Training	4
Lauren Cotant	Post Secondary Alliance for Community Engagement	1

Stacy Rowan	DiversiTEA: Difficult Conversations	1
Stacy Rowan	AdvanceU: The State of Hazing (understanding hazing laws by state)	1
Stacy Rowan	Translating Research to Practice: Data on the Perception of Non-Members and the Developmental Strengths of Current Fraternity & Sorority Members	1
Stacy Rowan	Peer Affinity Chat: Mid-Level Managers	1
Alex Bushery, Jessica Brown, and Jennifer Griffin	NASPA-AL Drive-In Conference	8 (x3)
Alex Bushery	NASPA-AL New Professionals Institute	2
Jessica Brown	WISA Table Talk	1
Jessica Brown	WISA Womxn Wednesday	1
Jessica Brown	UAB Resilient Leader Series: Cultivating Resilience through the Practices of Gratitude, Essentialism, and Self-Compassion	1
Stacy Rowan	Perspectives Editorial Board (AFA)	1
Stacy Rowan	Black History in Fraternity and Sorority Life	1
Jennifer Griffin, Jessica Brown, Stacy Rowan, Alex Bushery	Security Awareness Training	1 (x4)
Jessica Brown	NASPA Annual Conference	32
Stacy Rowan	Perspectives Editorial Board	1
Stacy Rowan	It's Not Always What it Seems: Black Student Leaders Narratives of Race and Racism in Student Affairs	1
Stacy Rowan	I Don't Fit in this Field...Literally: Addressing Fatphobia in Fraternity and Sorority Life	1
Alex Bushery and Jennifer Griffin	NASPA-AL Board Meeting	3
<b>Total Hours of Professional Development:</b>		<b>111</b>