

Student Involvement & Leadership
Monthly Report
November 2022

SIL Programming:

	Virtual	In-Person	AY23 YTD	AY22 YTD	AY21 YTD	AY20 YTD	AY19 YTD
# of Events	3	11	72	262	186	127	136
# of Participants	33	1,903	10,955	12,840	16,332	16,518	18,537

SIL Service Opportunities:

November - Volunteer Data

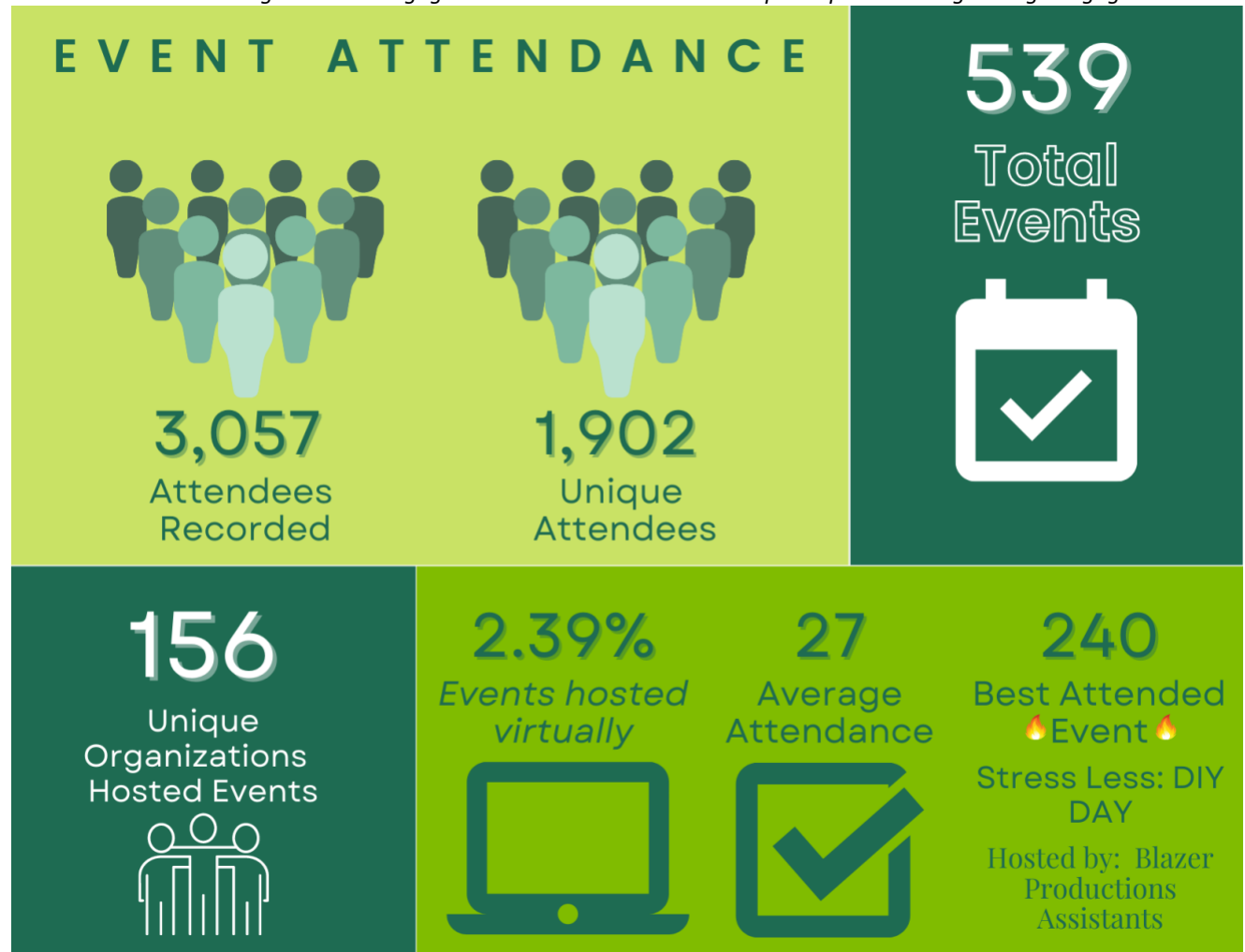


SIL Advising Contributions:

	Aug/Sept	Oct.	Nov.	Jan.	Feb.	March	April	YTD Total
2022-2023	328	179	167					507
2021-2022	550	148	173	129	104	126	82	1,312
2020-2021	295	105	95	71	91	141	89	887
2019-2020	187	121	121	141	149	259	64	1,042
2018-2019	268	173	135	110	272	343	115	1,416
2017-2018	166	95	148	181	286	345	148	1,369

Student Org Event Overview

The following data was pulled using the Engage Branch Event Dashboard. Data reflects all student organization events that have been registered on Engage. Attendance data is based on participant tracking through Engage.



Event Spotlight: Rise Against Hunger

The UAB Leadership & Service Council hosted Rise Against Hunger on Tuesday, November 15, 2022, in recognition of National Hunger and Homelessness Awareness Week. Rise Against Hunger is growing a global movement to end hunger by empowering communities, nourishing lives, and responding to emergencies. More specifically, UAB students committed to this global movement through a meal packaging event. Together, UAB lent a hand to people facing hunger across the globe packaging 20,200 meals during the event.



Participant Data

Together we will packed 22,200 nutritious meals to be shipped to countries that are suffering from food insecurity across the globe.

LSC | LEADERSHIP AND SERVICE COUNCIL



202
service
hours

159
unique
volunteers

Setup/Cleanup
20
volunteers

Shift 1 -
99
volunteers

Shift 2 -
75
volunteers

(194 total volunteers - 33 students worked 2 or more shifts)

Volunteer Reflections

”

I enjoyed working with a team and was amazed at how much we accomplished in just one hour. I was glad to be involved in helping to package and box meals for those who are unable to obtain nutritious meals.

”

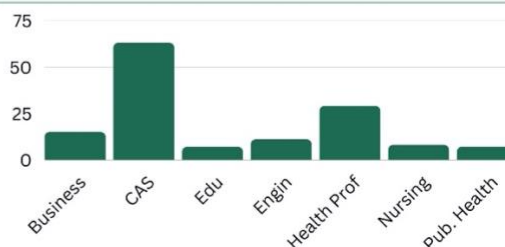
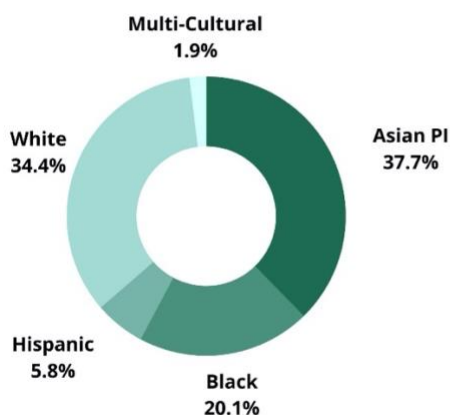
I love participating in something where I know we are making an impact. This is such a special organization and I'm so glad I got to help.



Rise
AGAINST HUNGER

Rise
AGAINST HUNGER

Volunteer Demographics



Event Spotlight: Miss UAB Scholarship Competition

Miss UAB Scholarship Competition



Saturday, November 12, 2022

13 Total Contestants


\$6,500

Total Scholarship
Funds Awarded

\$1,400

Scholarships Awarded for
Competition Participants in the
following categories:

- *Spirit*
- *Talent*
- *Social Change*
- *Civic Engagement*
- *Congeniality*

Miss
Congeniality
Award

Phaedra Manuel

\$100
In Scholarships

Civic
Engagement
Award

Priscilla Moyana

\$200
In Scholarships

2nd
Runner Up

Sophia Porcill

\$800
In Scholarships

1st
Alternate

Phaedra Manuel

\$1,200
In Scholarships


Miss
UAB
2023

Major: Accounting
Hometown: Leeds, AL
Social Impact: Stomping Out ALS
One Step at a Time

Total Scholarships Won: \$3,300

- Miss UAB Scholarship-\$2,200
- Spirit Award-\$200
- Talent Award-\$400
- Social Change Award-\$500

Emma



Engage Overview

ENGAGE

DATA ANALYTICS NOVEMBER 2022

USERS **8,514**

COMPARATIVE DATA

3% INCREASE IN USERS
COMPARED TO NOV 2021

SESSIONS

15,950

COMPARATIVE DATA **2%** DECREASE IN SESSIONS
COMPARED TO NOV 2021

A SESSION IS THE TIME
PERIOD A USER IS
ACTIVELY ENGAGED WITH
THE WEBSITE.

TOP 3 EVENTS VISITED

1. The Foam Days
a. 262 views
2. What is a Woman Screening
a. 231 views
3. Smarts & the Arts Invol. Fair
a. 266 views

TOP 5 ORGANIZATIONS

1. AKA
a. 390 views
2. Trailblazers
a. 396 views
3. Delta Sigma Theta Sorority
a. 297 views
4. Young American for Freedom
a. 164 views
5. Turning Point USA
a. 153 views

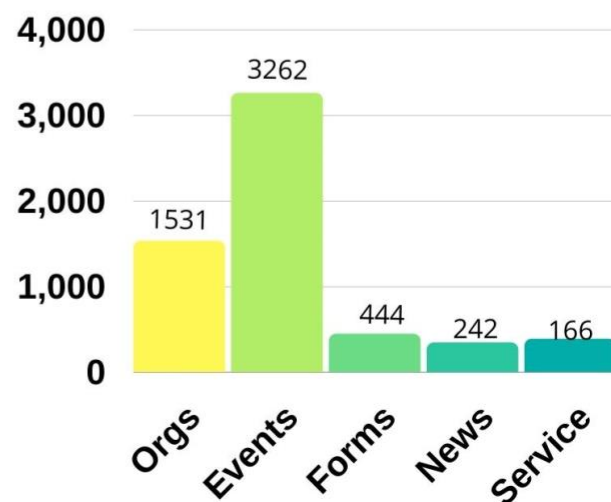
PAGEVIEWS

92,179

COMPARATIVE DATA **18%** DECREASE IN PAGEVIEWS
COMPARED TO NOV 2021

PAGEVIEWS ARE THE
TOTAL NUMBER OF
PAGES VIEWED.

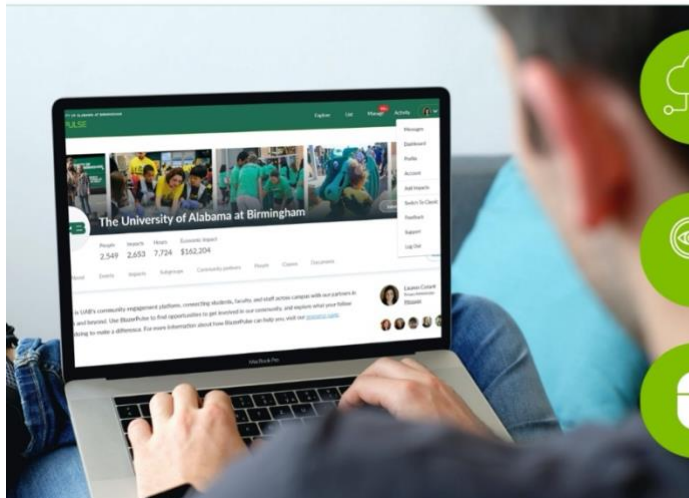
UNIQUE VIEWS PER TAB



BlazerPulse Overview



November 2022
Google Analytics



**6,970
Users**

An individual who interacts with your website or app.
Each user can visit your website multiple times.



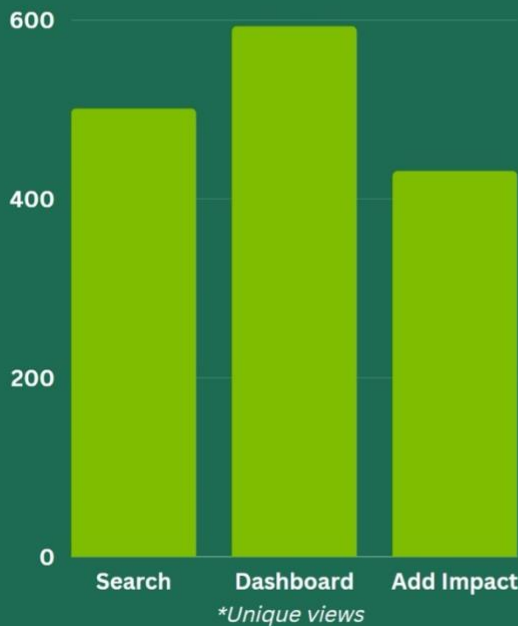
**50,453
Pageviews**

Pageviews are the total number of pages viewed.



**11,176
Sessions**

A session is the time period a user is actively engaged
with the website.



November 2022
Google Analytics

Top Pageviews

- 1** Rise Against Hunger
471 unique views
- 2** Little Blazer Wishes
382 unique views
- 3** Habitat House Build
348 unique views
- 4** Undergrad Research Expo Judge Reg
288 unique views
- 5** Blazer Kitchen volunteers
157 unique views