

**From:** Gilinson, Randi D  
**Sent:** Thursday, April 19, 2018 3:39 PM  
**To:** DOPM All Users <DOPMAllUsers@uabmc.edu>  
**Subject:** Computer Tip of the Week -- How to watch YouTube

## How to watch YouTube

Brought to you by  
**Lisa Schwaiger**  
 - HelpDesk Triage and Computer  
 Tech (in MT-403)






### SITUATION:

I watch YouTube videos some times to learn work-related things. What tips do you have for that, especially to be able to easily “rewind” to something I want to see again.

### SOLUTION:

Here are some keyboard shortcuts that might help:

Action	Shortcut
Toggle play/pause the video	Spacebar or K
Go back/forward 10 seconds	Left arrow    Right arrow 
Go back/forward 20 seconds	J    L
Skip to a particular section of the video (e.g., 5 goes to the video midpoint)	Numbers 0-9 (not the keypad numbers)
Decrease/increase volume	Up arrow    Down arrow 
Decrease/increase speed (may not work in all browsers)	<    > 
Move backward/forward 1 frame when video is paused	, (comma)    . (period)
Mute/unmute video	m
Turn captions on/off	c

### Notes:

- These shortcuts will only work when the video player is the active (in focus) window.
- See a few more here: <https://sites.google.com/a/umich.edu/u-m-google-170816/accessibility/google-keyboard-shortcuts---youtube>

Was this helpful? Do you have suggestions for a future Tip of the Week? Do you have any other comments?  
 Let us know at [dopmHelp@uabmc.edu](mailto:dopmHelp@uabmc.edu)

To see an archive of past Tips of the Week: <http://www.uab.edu/medicine/dopm/help/totw>