


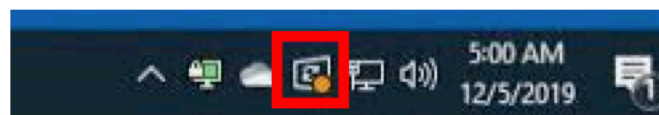
Windows Update Icons & Their Meanings

Brought to you by
David Clabough
- System Admin in MT-403



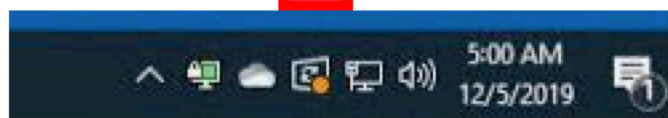
SITUATION/QUESTION:

Down in my task bar, near the clock, I occasionally see an icon that looks like this. Sometimes it has a different colored dot. What does it mean? What should I do about it?




SOLUTION/ANSWER:

These are notifications from Windows that usually mean there are security and other updates that need to be applied to your computer. Though the icons are similar, the different colored dots mean different things.



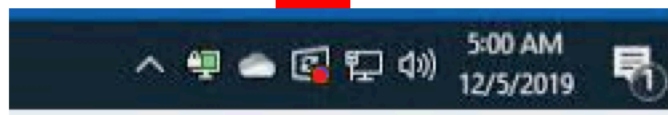
ORANGE DOT: There are updates that need to be installed. You can either 1) let the machine reboot overnight or 2) manually reboot it now. Keep in mind it *will* reboot itself when it thinks you're not using it.



BLUE DOT: Windows wants to install the Windows 11 Upgrade. This is important, *do not* agree to the upgrade. Please contact the helpdesk and we'll assist with preventing Windows 11 from installing. Alternatively: Click on Start → Settings → UPDATE & SECURITY then choose "STAY ON WINDOWS 10 FOR



NOW"



RED DOT: Windows *will* reboot during the evening whether it thinks you're using it or not. Best thing is to close all your programs, Outlook, Word, etc. and reboot the computer at the end of the day.

Please keep in mind that when Windows is wanting to install updates (Red or Orange) dot, it may act weird until the updates are installed. If the machine is not acting normally, go ahead and reboot it now.

Was this helpful? Do you have suggestions for a future Tip of the Week? Do you have any other comments?
Let us know at dopmHelp@uabmc.edu

To see an archive of past Tips of the Week: <https://www.uab.edu/medicine/dopm/dopm-it/weekly-tips>